



US00D943495S

(12) **United States Design Patent** (10) **Patent No.:** **US D943,495 S**  
**Sawada et al.** (45) **Date of Patent:** **\*\* Feb. 15, 2022**

(54) **ARMREST FOR AN AUTOMOBILE**

(71) Applicants: **Hisato Sawada**, Cleveland Heights, OH (US); **Masaki Motozaki**, Toyota (JP)

(72) Inventors: **Hisato Sawada**, Cleveland Heights, OH (US); **Masaki Motozaki**, Toyota (JP)

(73) Assignee: **TOYOTA JIDOSHA KABUSHIKI KAISHA**

(\*\*) Term: **15 Years**

(21) Appl. No.: **29/656,874**

(22) Filed: **Jul. 17, 2018**

(30) **Foreign Application Priority Data**

Jan. 19, 2018 (JP) ..... 2018-000870

(51) **LOC (13) Cl.** ..... **12-16**

(52) **U.S. Cl.**  
USPC ..... **D12/421**

(58) **Field of Classification Search**  
USPC ..... D12/421, 515, 422-424, 192, 415-420, D12/195, 96; 180/90; D15/17, 28; 296/190.01, 191, 70; D21/421  
CPC ..... B60K 7/00; B60K 37/02; B60K 37/04; B60K 37/06; B60R 7/04; B60R 7/06; B60R 7/08; B60R 7/043; B60J 5/04  
See application file for complete search history.

(56) **References Cited**

**U.S. PATENT DOCUMENTS**

D581,561 S \* 11/2008 Leclercq ..... D26/28  
D856,266 S \* 8/2019 Johns ..... D12/421

**OTHER PUBLICATIONS**

Automachi, Honda Avancier (2016), <[http://www.automachi.com/wp-content/uploads/2016/04/int\\_honda\\_china\\_launch\\_all\\_new\\_suv\\_avancier\\_04.jpg](http://www.automachi.com/wp-content/uploads/2016/04/int_honda_china_launch_all_new_suv_avancier_04.jpg)>, available as early as Sep. 8, 2017.

Netcarshow, Mercedes-Benz S-Class Coupe (2015), <[https://www.netcarshow.com/mercedes-benz/2015-s-class\\_coupe/](https://www.netcarshow.com/mercedes-benz/2015-s-class_coupe/)>, available as early as Sep. 8, 2017.

\* cited by examiner

*Primary Examiner* — Abraham Bahta

(74) *Attorney, Agent, or Firm* — Saidman DesignLaw Group, LLC

(57) **CLAIM**


The ornamental design for an armrest for an automobile, as shown and described.

**DESCRIPTION**

FIG. 1 is a perspective view of an armrest for an automobile showing our new design; FIG. 2 is a front view thereof; FIG. 3 is a rear view thereof; FIG. 4 is a left side view thereof; FIG. 5 is a right side view thereof; FIG. 6 is a top view thereof; and, FIG. 7 is a bottom view thereof.

The broken lines depict boundaries of the claimed design and form no part of the claimed design; the lightened portions within the broken lines depict portions of the armrest for an automobile that form no part of the claimed design.

**1 Claim, 7 Drawing Sheets**






FIG. 1






FIG. 2




FIG. 3




FIG. 4




FIG. 5






FIG. 6




FIG. 7