



US00D943486S

(12) **United States Design Patent**  
**Aiello et al.**

(10) **Patent No.:** **US D943,486 S**

(45) **Date of Patent:** **\*\* Feb. 15, 2022**

(54) **VEHICLE WHEEL**

(71) Applicant: **Strada Wheels, Inc.**, Ontario, CA (US)

(72) Inventors: **Enrico Aiello**, Rowland Heights, CA (US); **James Colson**, Victorville, CA (US)

(73) Assignee: **Strada Wheels, Inc.**, Ontario, CA (US)

(\*\*) Term: **15 Years**

(21) Appl. No.: **29/745,223**

(22) Filed: **Aug. 4, 2020**

(51) **LOC (13) Cl.** ..... **12-16**

(52) **U.S. Cl.**  
USPC ..... **D12/209**

(58) **Field of Classification Search**  
USPC ..... D12/204–213; D21/563  
CPC .... B60B 7/00; B60B 7/02; B60B 7/04; B60B 7/01; B60B 7/06; B60B 3/02; B60B 3/04; B60B 3/06; B60B 3/10; B60B 1/00; B60B 1/08; B60B 1/10; B60B 1/12  
See application file for complete search history.

(56) **References Cited**

**U.S. PATENT DOCUMENTS**

D404,702 S *	1/1999	Celeste	.....	D12/211
D408,003 S *	4/1999	Sacco	.....	D12/209
D425,471 S *	5/2000	Hussaini	.....	D12/209
D431,518 S *	10/2000	Fitzgerald	.....	D12/209
D441,338 S *	5/2001	Hussaini	.....	D12/209
D451,061 S *	11/2001	Ishihara	.....	D12/209
D473,506 S *	4/2003	Laengerer	.....	D12/211
D498,194 S *	11/2004	Aquino	.....	D12/209
D502,435 S *	3/2005	Kuninari	.....	D12/209
D521,436 S *	5/2006	Meier	.....	D12/209
D558,116 S *	12/2007	Martin	.....	D12/209
D731,386 S *	6/2015	Ferrett	.....	D12/209
D733,023 S *	6/2015	Ferrett	.....	D12/209
D759,560 S *	6/2016	Lu	.....	D12/209

D791,046 S *	7/2017	Ishii	.....	D12/209
D824,831 S *	8/2018	Oh	.....	D12/209
D828,266 S *	9/2018	Garcia	.....	D12/209
D840,902 S *	2/2019	Lickliter	.....	D12/211
D843,298 S *	3/2019	Hodges	.....	D12/209
D860,899 S *	9/2019	Lickliter	.....	D12/209
D878,271 S *	3/2020	Tovey	.....	D12/209
D889,369 S *	7/2020	Lee	.....	D12/209
D893,381 S *	8/2020	Han	.....	D12/209

(Continued)

**OTHER PUBLICATIONS**

“Twisted Blade—Exposed-6,” Intro Wheels, Date Unknown, retrieved from <https://www.introwheels.com/en/products/intro-wheels/intro-wheels-twisted-blade-brushed-clear-coat-15-7-581-841-5xblank6xblank-80-80-exposed-6-intro-wheels-twisted-blade-brushed-clear-coat-15-7-581-841-5xblank6xblank-80-80>, 2 pages.

(Continued)

*Primary Examiner* — Stacia A Cadmus  
(74) *Attorney, Agent, or Firm* — Sheridan Ross P.C.

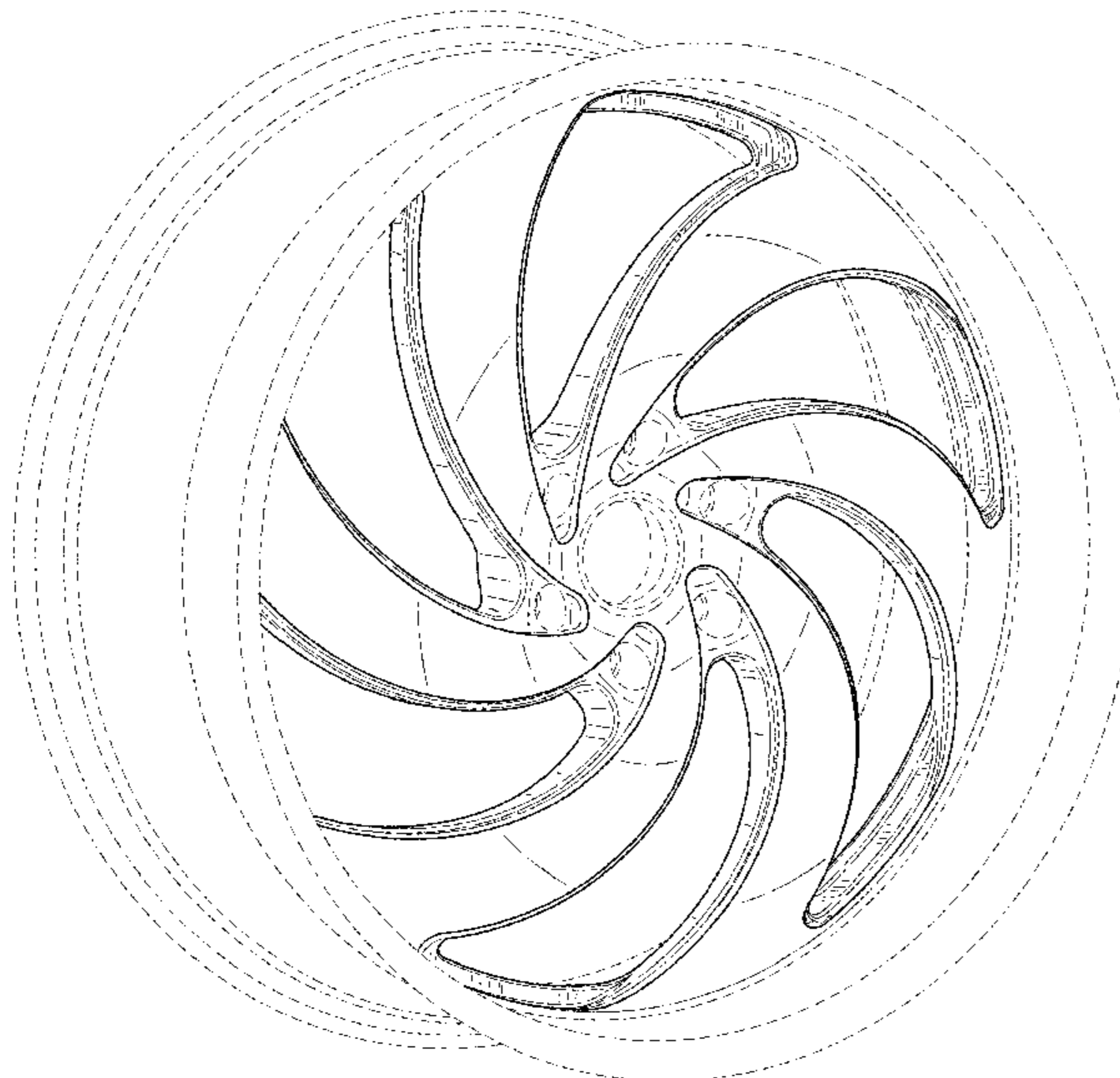
(57) **CLAIM**

The ornamental design for a vehicle wheel, as shown and described.

**DESCRIPTION**

FIG. 1 is a perspective view of a vehicle wheel showing my new design;  
FIG. 2 is a front view thereof;  
FIG. 3 is a rear view thereof; and  
FIG. 4 is a right side view thereof;  
FIG. 5 is a perspective view of a second embodiment of a vehicle wheel, showing my new design;  
FIG. 6 is a front view of the vehicle wheel of FIG. 5;  
FIG. 7 is a rear view of the vehicle wheel of FIG. 5; and  
FIG. 8 is a right side view of the vehicle wheel of FIG. 5.  
The broken lines show portions of the vehicle wheel which form no part of the claimed design.

**1 Claim, 8 Drawing Sheets**



(56)

**References Cited**

U.S. PATENT DOCUMENTS

D902,108 S \* 11/2020 Han ..... D12/209  
D919,539 S \* 5/2021 Kaoud ..... D12/209

OTHER PUBLICATIONS

“Twisted Vista II—Exposed-6,” Intro Wheels, Date Unknown, retrieved from <https://www.introwheels.com/en/products/intro-wheels/intro-wheels-twisted-vista-ii-brushed-clear-coat-15-7-581-841-5xblank6xblank-80-80-exposed-6-intro-wheels-twisted-vista-ii-brushed-clear-coat-15-7-581-841-5xblank6xblank>, 2 pages.

\* cited by examiner




FIG.1

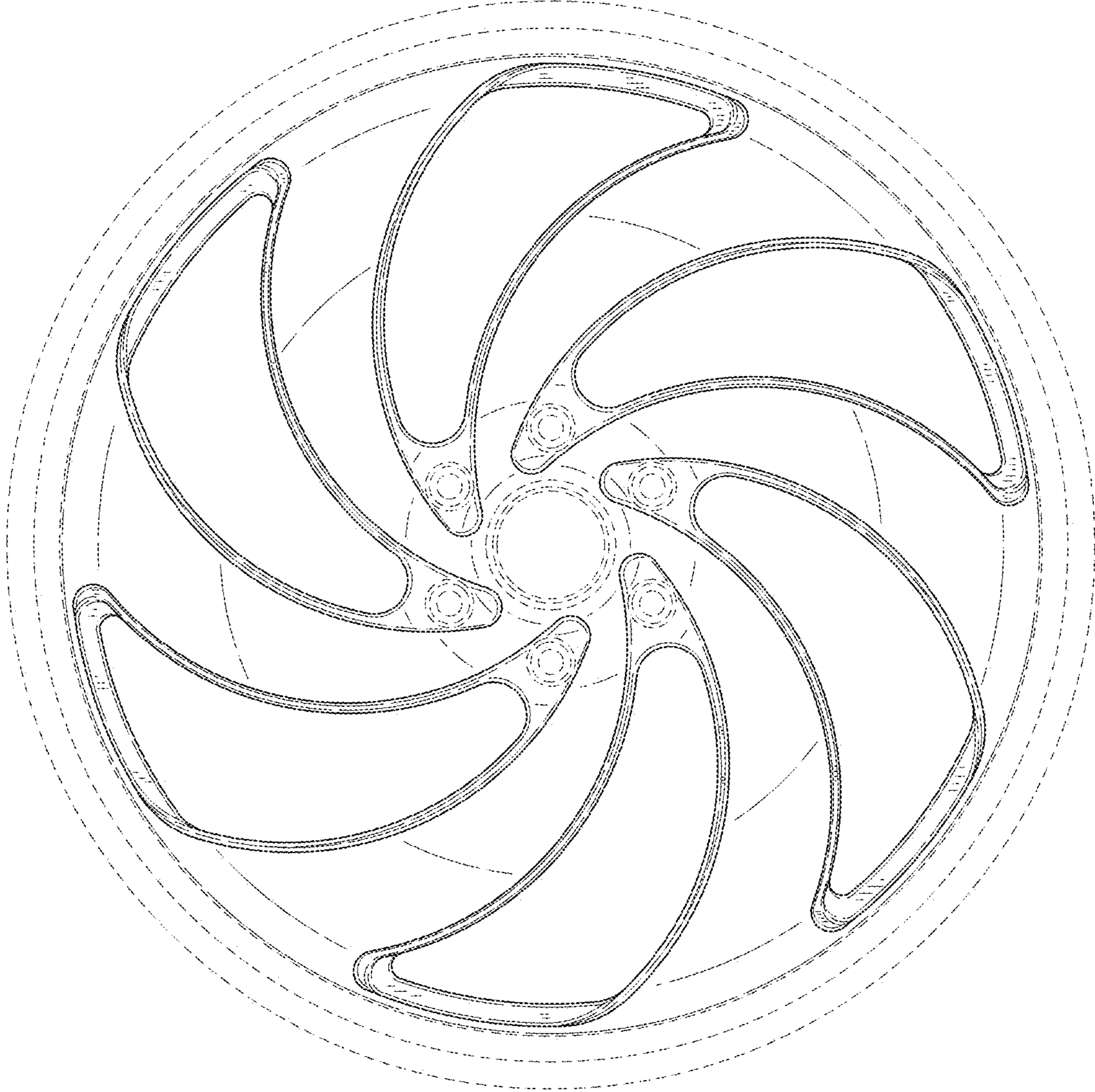


FIG.2



FIG.3




FIG.4

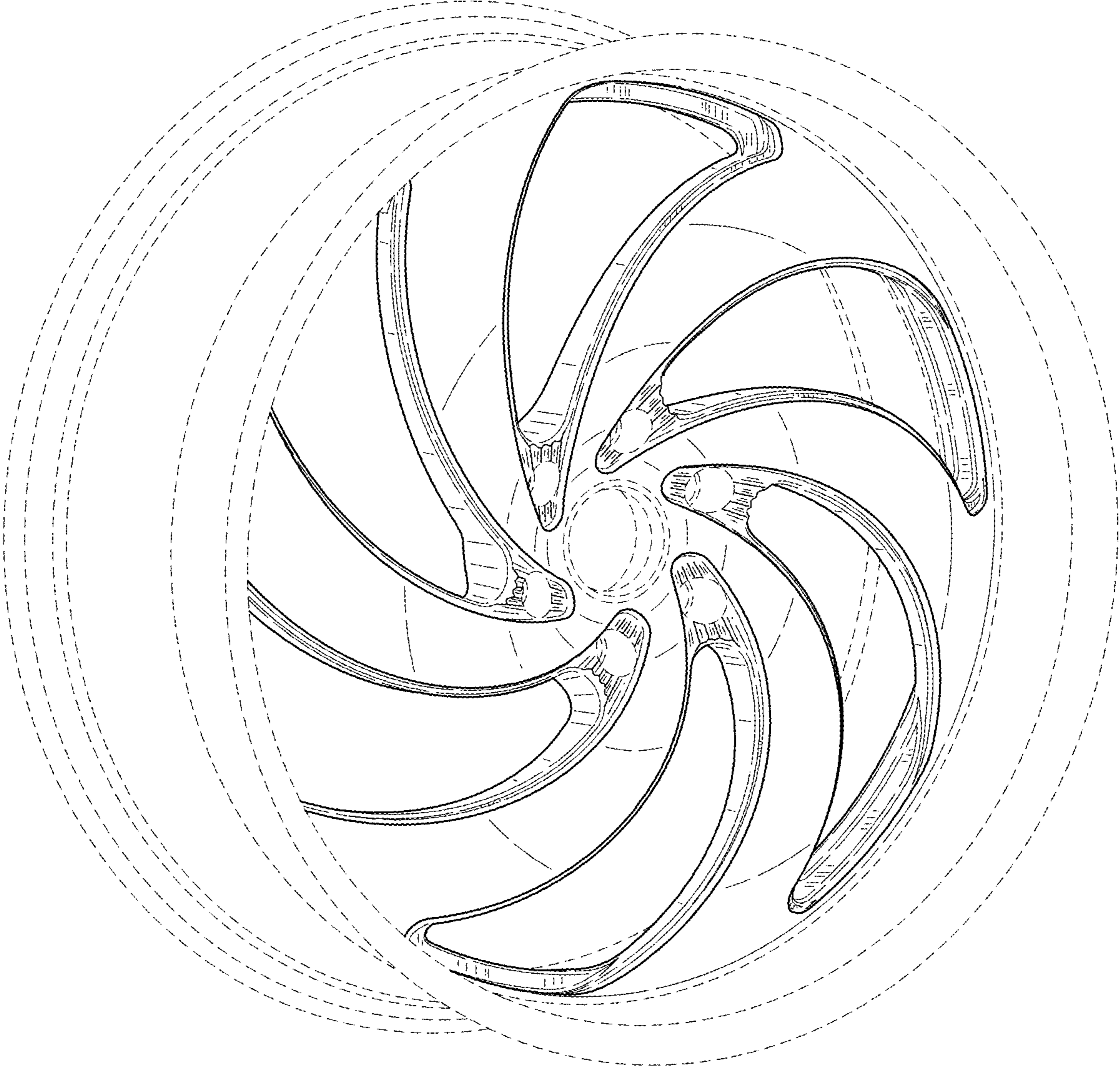


FIG.5

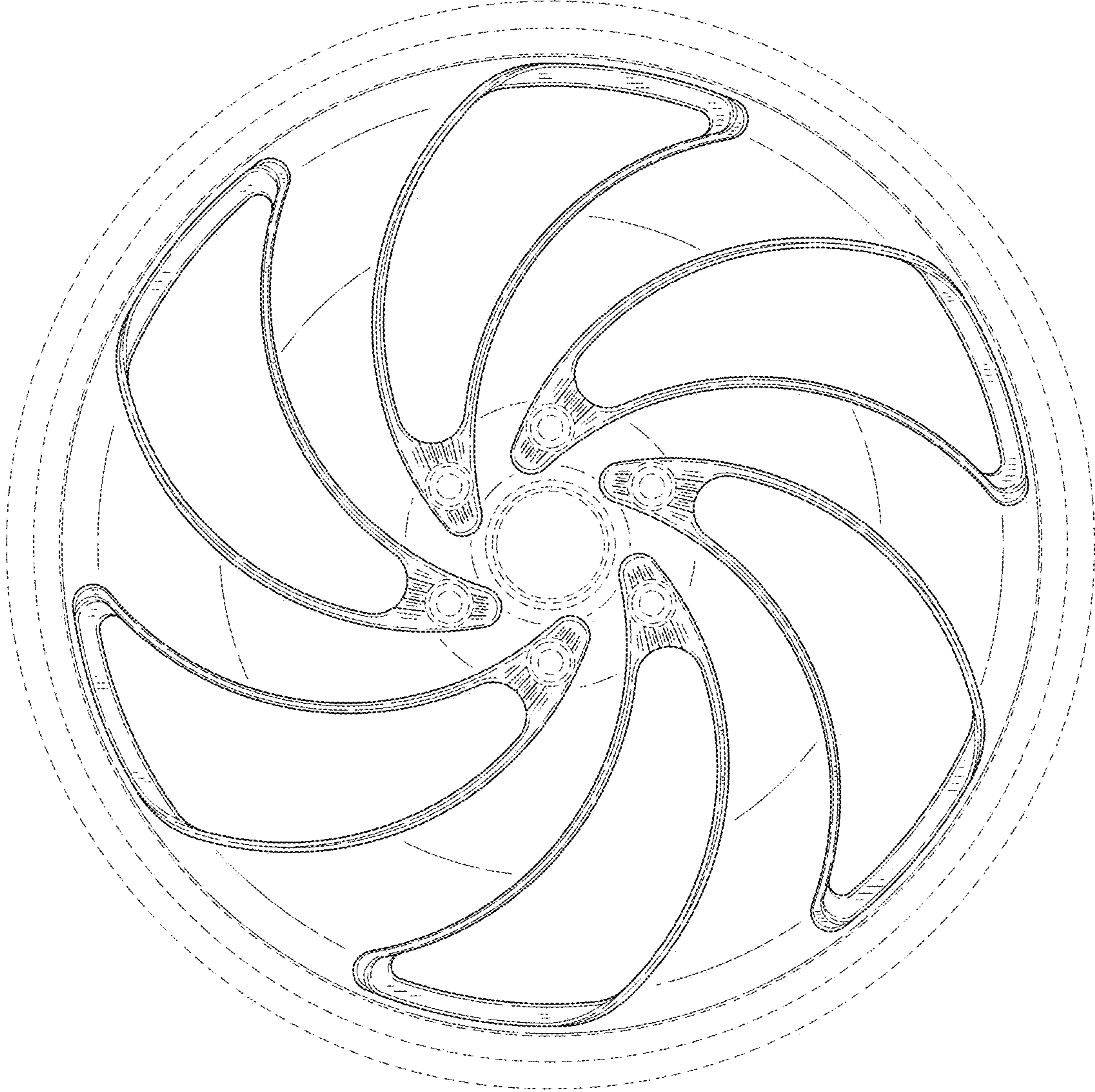


FIG.6





FIG.7




FIG. 8