



US00D943456S

(12) **United States Design Patent** (10) **Patent No.:** **US D943,456 S**
Kramer (45) **Date of Patent:** **** Feb. 15, 2022**

(54) **INTERLOCKING FASTENER**

(71) Applicant: **Travel Caddy, Inc.**, Elk Grove Village, IL (US)

(72) Inventor: **Jason Michael Kramer**, Greendale, IN (US)

(73) Assignee: **Travel Caddy, Inc.**, Franklin Park, IL (US)

(**) Term: **15 Years**

(21) Appl. No.: **29/624,937**

(22) Filed: **Nov. 6, 2017**

(51) **LOC (13) Cl.** **11-05**

(52) **U.S. Cl.**
USPC **D11/221**

(58) **Field of Classification Search**
USPC D3/207, 232, 239, 318, 324; D8/382, D8/383; D11/13, 86, 87, 93, 221

(Continued)

(56) **References Cited**

U.S. PATENT DOCUMENTS

229,742 A * 7/1880 Nerney B21L 11/005
59/35.1
949,323 A * 2/1910 Holbrook A44C 5/08
59/79.1

(Continued)

Primary Examiner — Holly E Thurman

Assistant Examiner — Ieisha N Price

(74) *Attorney, Agent, or Firm* — Nancy R. Gamburd;
Gamburd Law Group LLC

(57) **CLAIM**

The ornamental design for an interlocking fastener, as shown and described.

DESCRIPTION

FIG. 1 is a rear isometric view of a first embodiment of a new ornamental design for an interlocking fastener, and showing the novel design.

FIG. 2 is a front isometric view of the first embodiment of the new ornamental design for the interlocking fastener, and showing the novel design.

FIG. 3 is a front view of the first embodiment of the new ornamental design for the interlocking fastener, and showing the novel design.

FIG. 4 is a rear view of the first embodiment of the new ornamental design for the interlocking fastener, and showing the novel design.

FIG. 5 is a right side view of the first embodiment of the new ornamental design for the interlocking fastener, and showing the novel design.

FIG. 6 is a left side view of the first embodiment of the new ornamental design for the interlocking fastener, and showing the novel design.

FIG. 7 is a top view of the first embodiment of the new ornamental design for the interlocking fastener, and showing the novel design.

FIG. 8 is a bottom view of the first embodiment of the new ornamental design for the interlocking fastener, and showing the novel design.

FIG. 9 is an environmental front view of the first embodiment of the new ornamental design for the interlocking fastener, illustrating two interlocking fasteners interlocked.

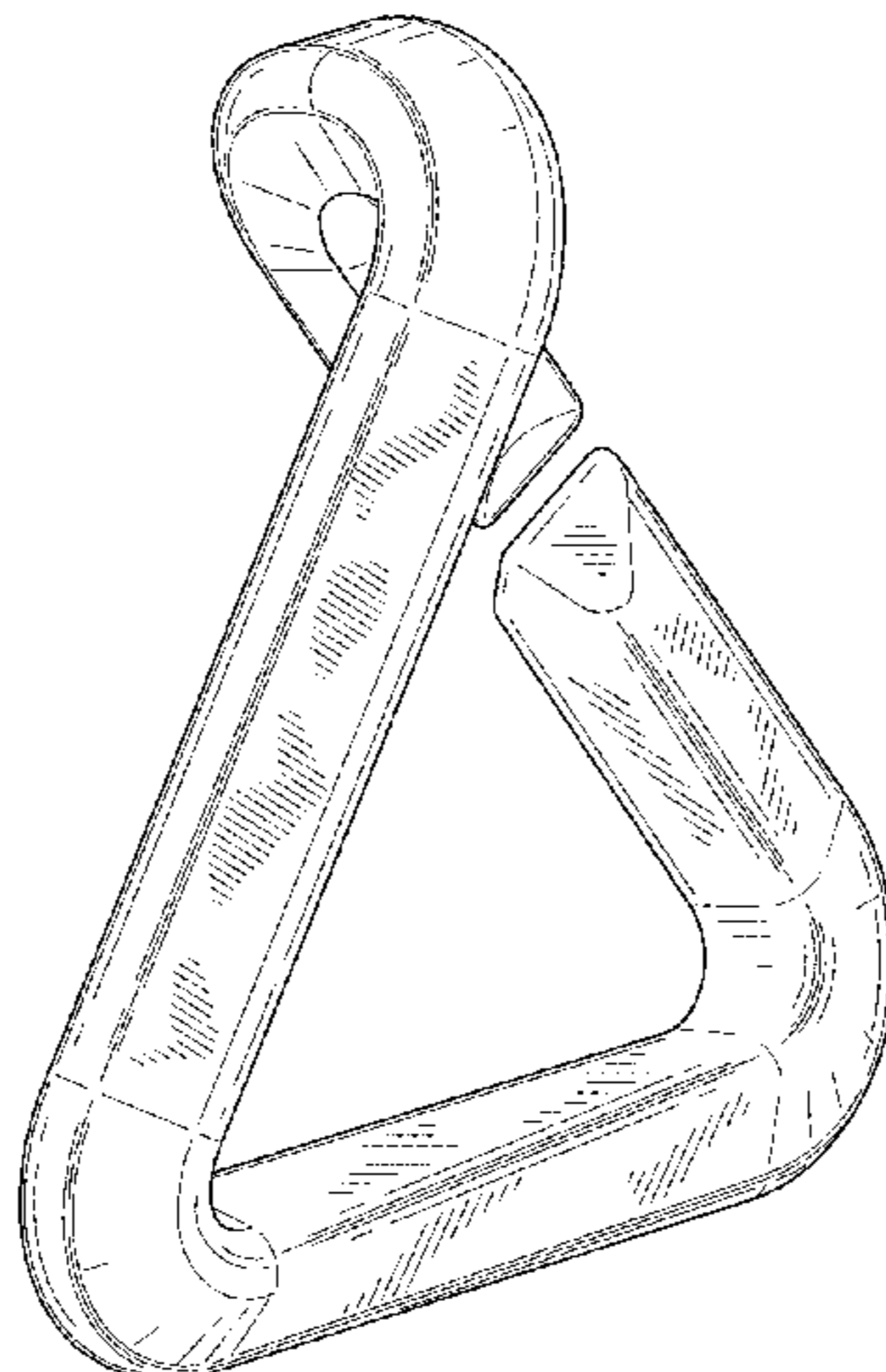
FIG. 10 is an environmental isometric view of the first embodiment of the new ornamental design for the interlocking fastener, illustrating two interlocking fasteners interlocked; and,

FIG. 11 is a rear view of a second embodiment of the new ornamental design for the interlocking fastener, wherein the second embodiment of the interlocking fastener is simply thinner but holds all the other physical aspects of the interlocking fastener of the first embodiment.

The shade lines in the Figures (FIGS. 1-11) show contour and not surface ornamentation.

The broken lines rendered in FIGS. 9 and 10 illustrates the environment of the claimed design and forms no part thereof.

1 Claim, 8 Drawing Sheets



(58) **Field of Classification Search**
 CPC .. B21L 5/02; B21L 11/02; B21L 11/04; B21L
 11/06; B21L 11/08; F16G 13/14; F16G
 13/18; F16G 15/12; F16G 15/14; A44C
 5/08

See application file for complete search history.

(56) **References Cited**

U.S. PATENT DOCUMENTS

955,129 A * 4/1910 Brown F16G 13/14
 59/92
 1,034,867 A * 8/1912 Breul A44C 27/00
 59/83
 1,074,632 A * 10/1913 Lashar F16G 13/12
 59/78
 1,168,328 A * 1/1916 Peiseler F16G 13/14
 59/90
 1,280,906 A * 10/1918 Vogt F16G 15/02
 59/85
 D82,429 S * 11/1930 Lucomlin D11/87
 D84,303 S * 6/1931 Schwab D11/13

1,972,692 A * 9/1934 Paget F16G 15/04
 24/698.2
 2,171,995 A * 9/1939 Schmidt, Jr. B21L 15/02
 59/35.1
 D153,764 S * 5/1949 Chernow D11/18
 D171,442 S * 2/1954 Deines D11/18
 D172,122 S * 5/1954 Armbrust D11/15
 6,460,323 B1 * 10/2002 Rosenwasser A44C 11/00
 59/80
 D466,039 S * 11/2002 Chimenti D11/13
 D560,602 S * 1/2008 Neri D12/608
 D600,106 S * 9/2009 Berney D8/356
 D602,348 S * 10/2009 Berney D8/367
 D669,345 S * 10/2012 Taurins D8/370
 D703,577 S * 4/2014 Cipolla D11/93
 8,998,006 B2 * 4/2015 Taurins A47F 5/0006
 211/85.3
 D761,152 S * 7/2016 Wong D11/93
 D784,848 S * 4/2017 Langford D11/87
 D886,457 S * 6/2020 Dobbins D3/318
 D897,072 S * 9/2020 Eldridge D2/891
 D901,170 S * 11/2020 Sassi D3/232
 2017/0208908 A1 * 7/2017 Gubanov B21L 5/02

* cited by examiner

FIG. 1

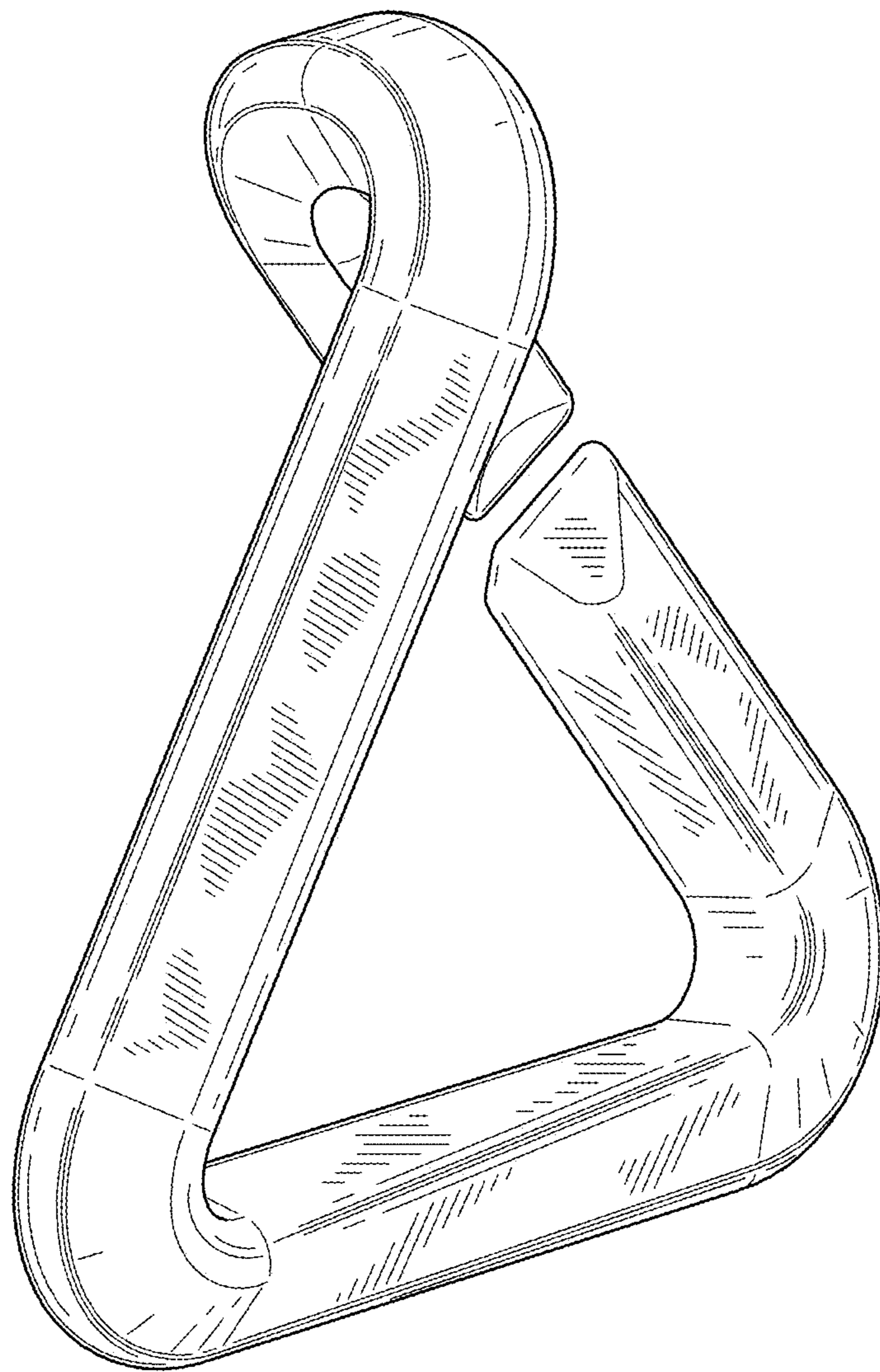


FIG. 2

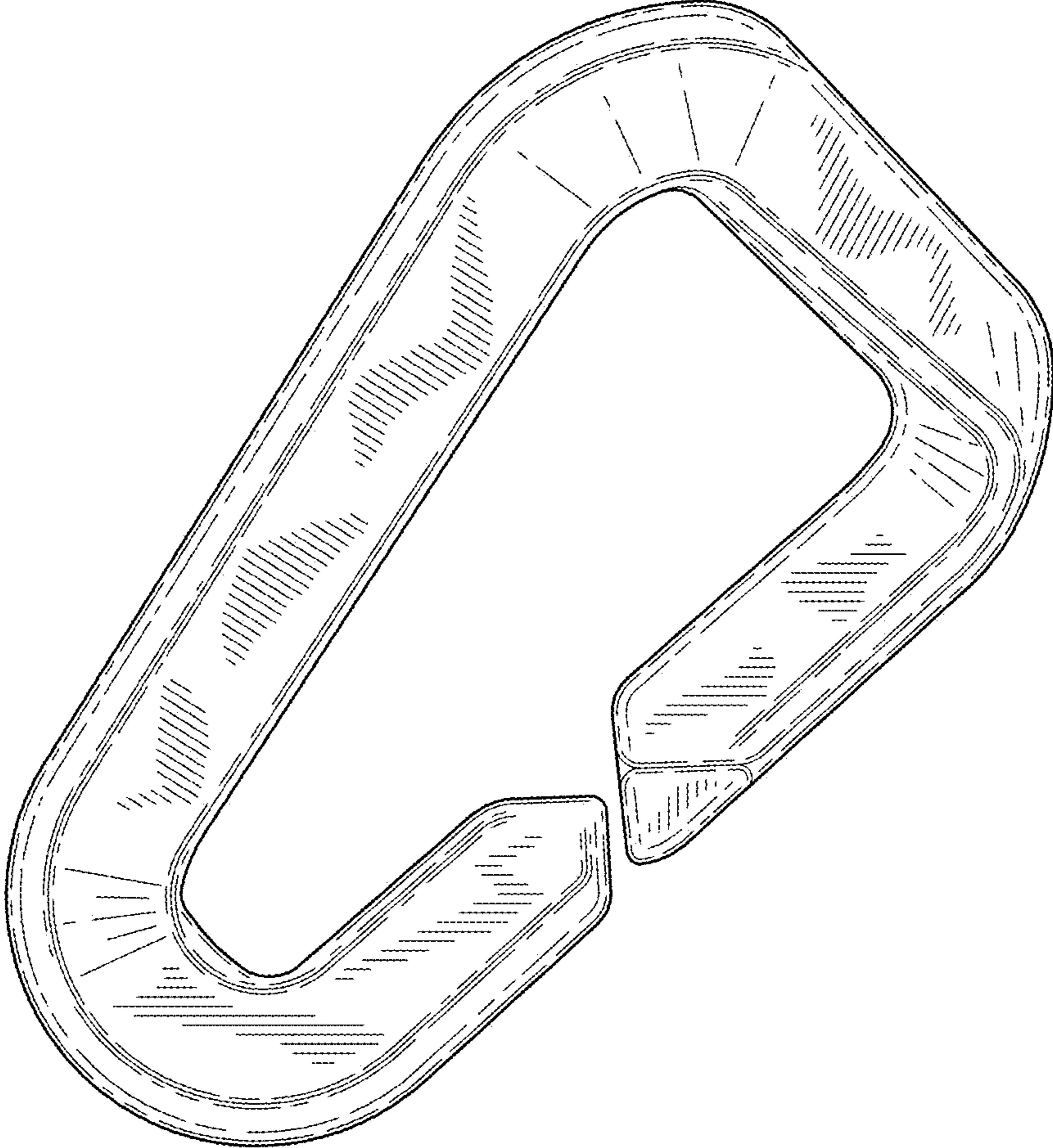


FIG. 3

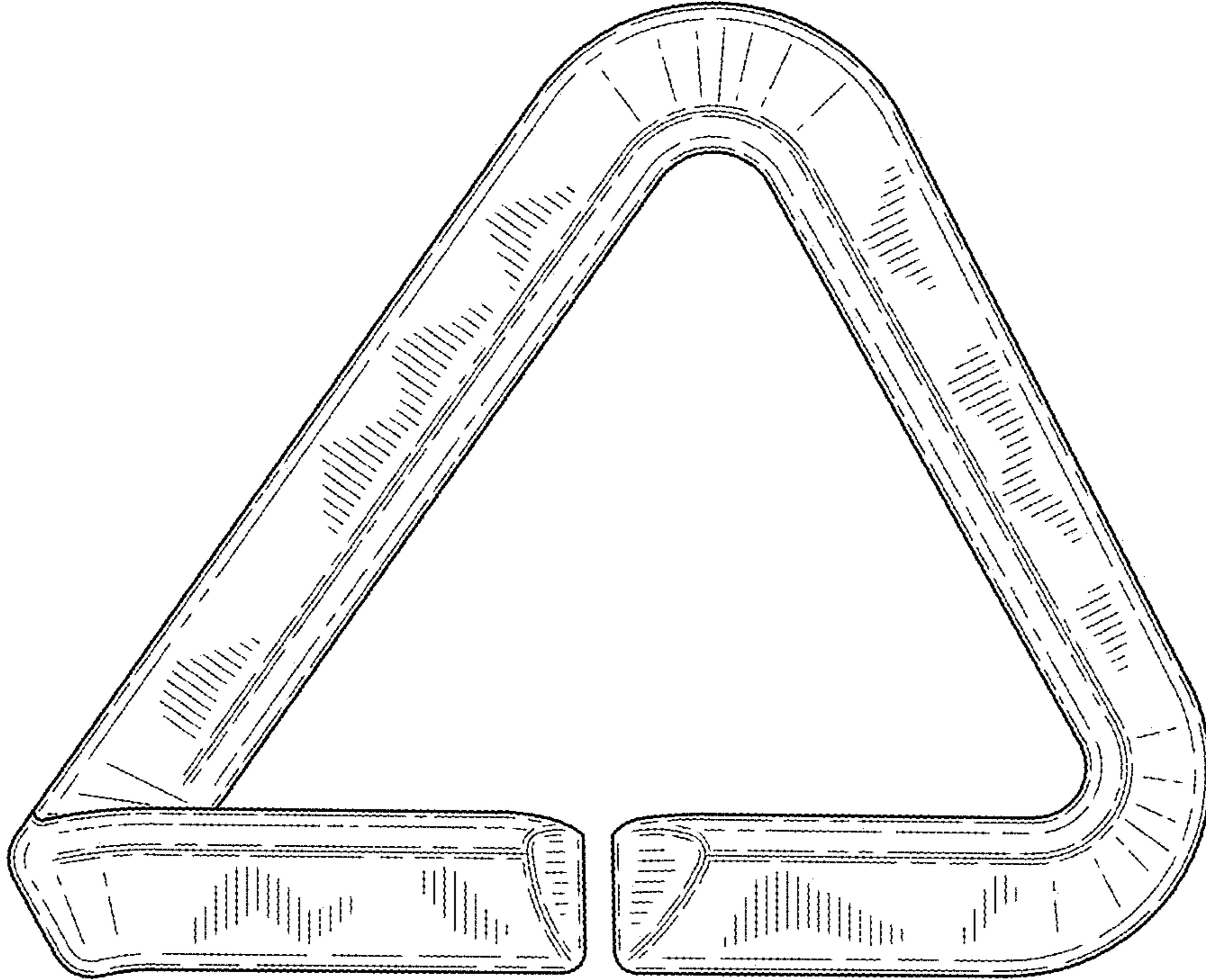


FIG. 4

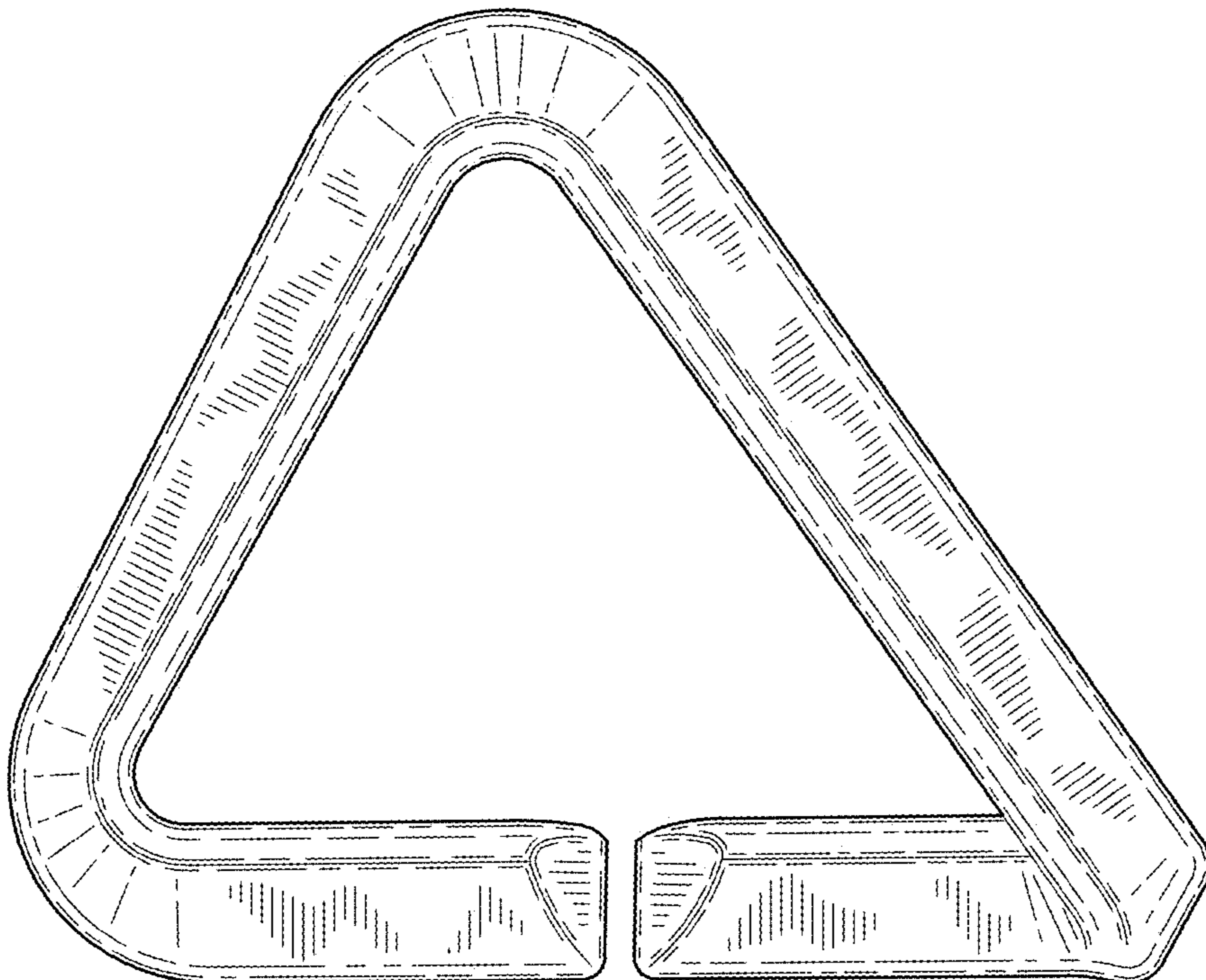


FIG. 5

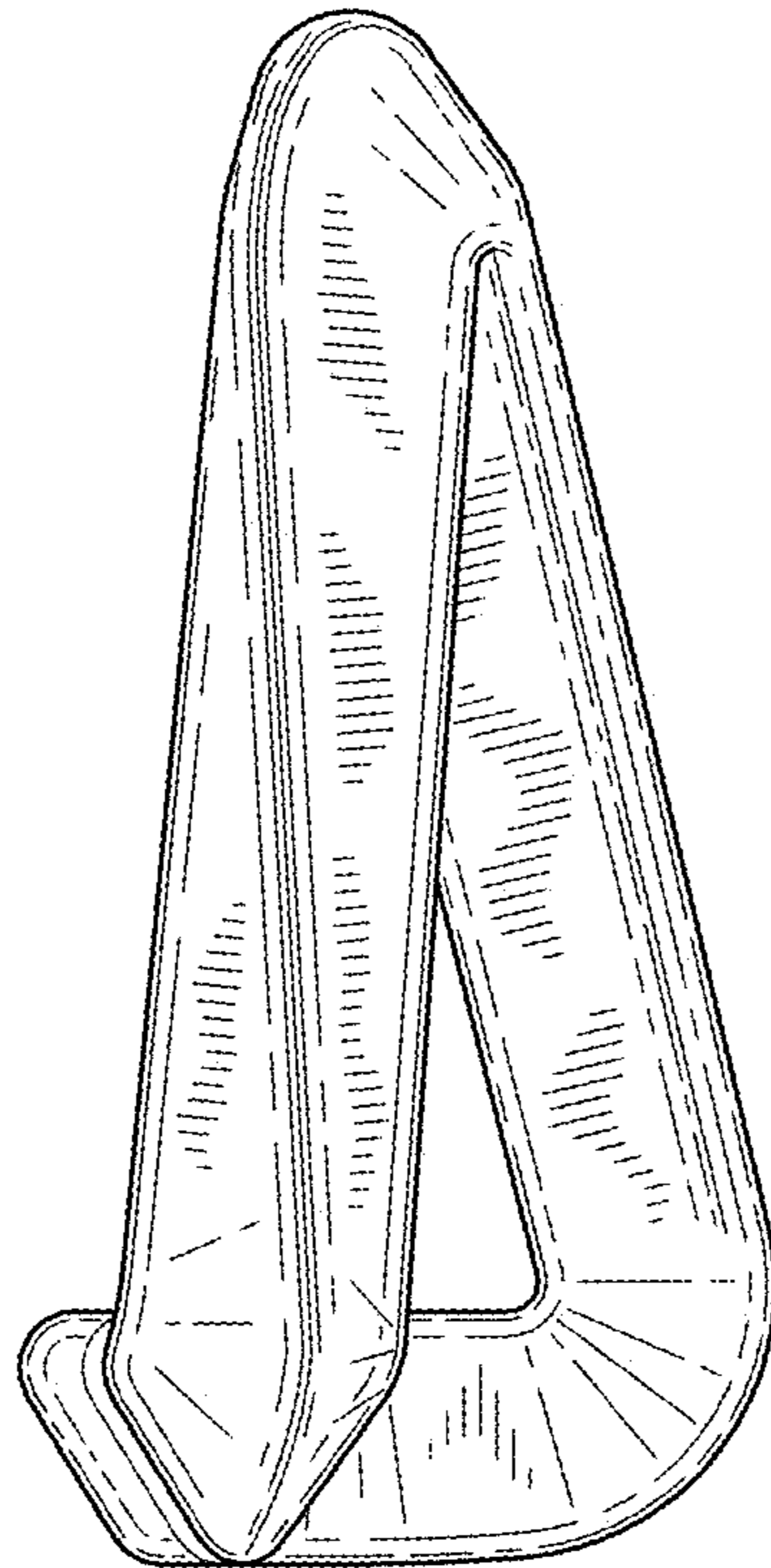


FIG. 6

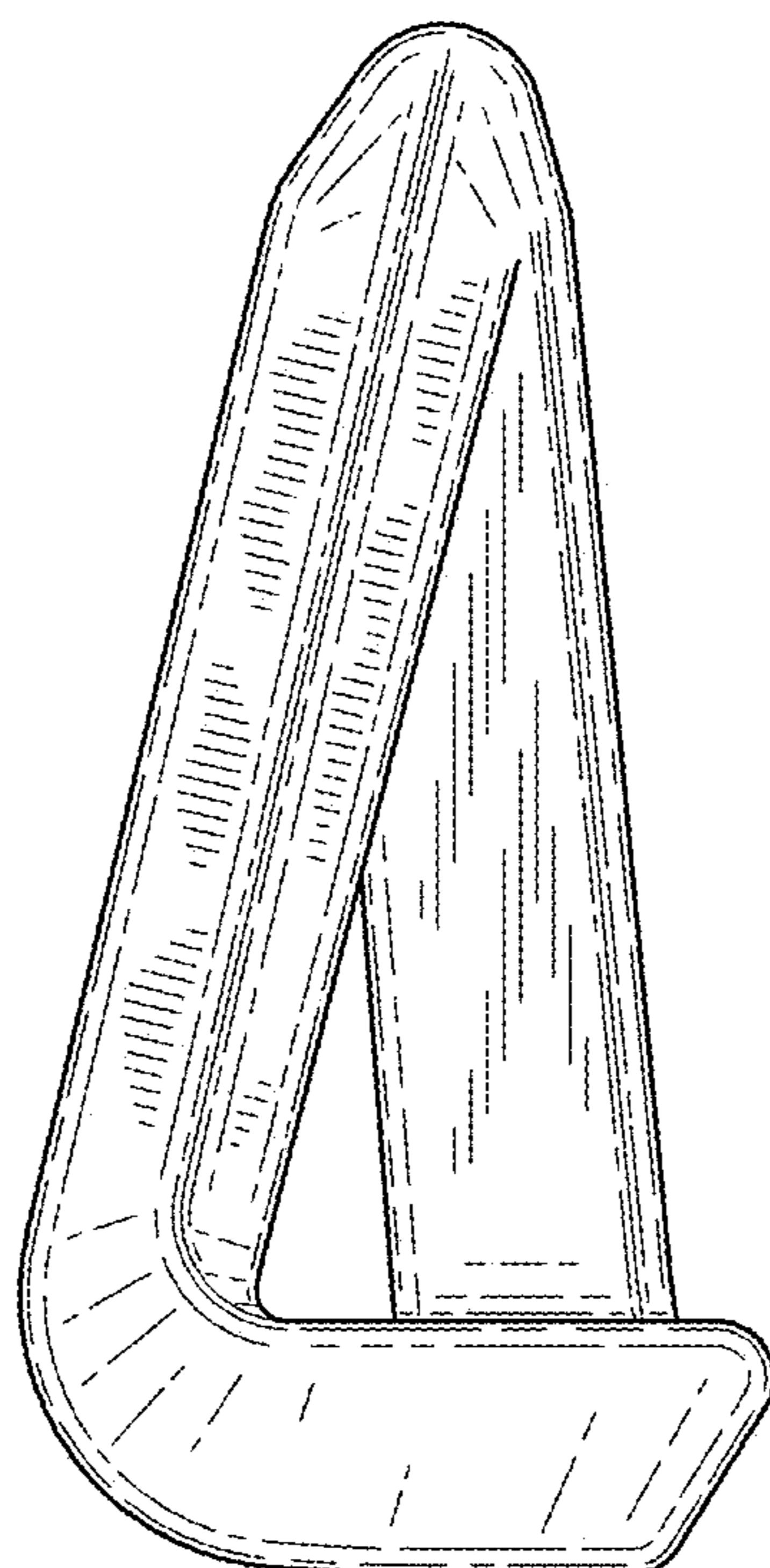


FIG. 7

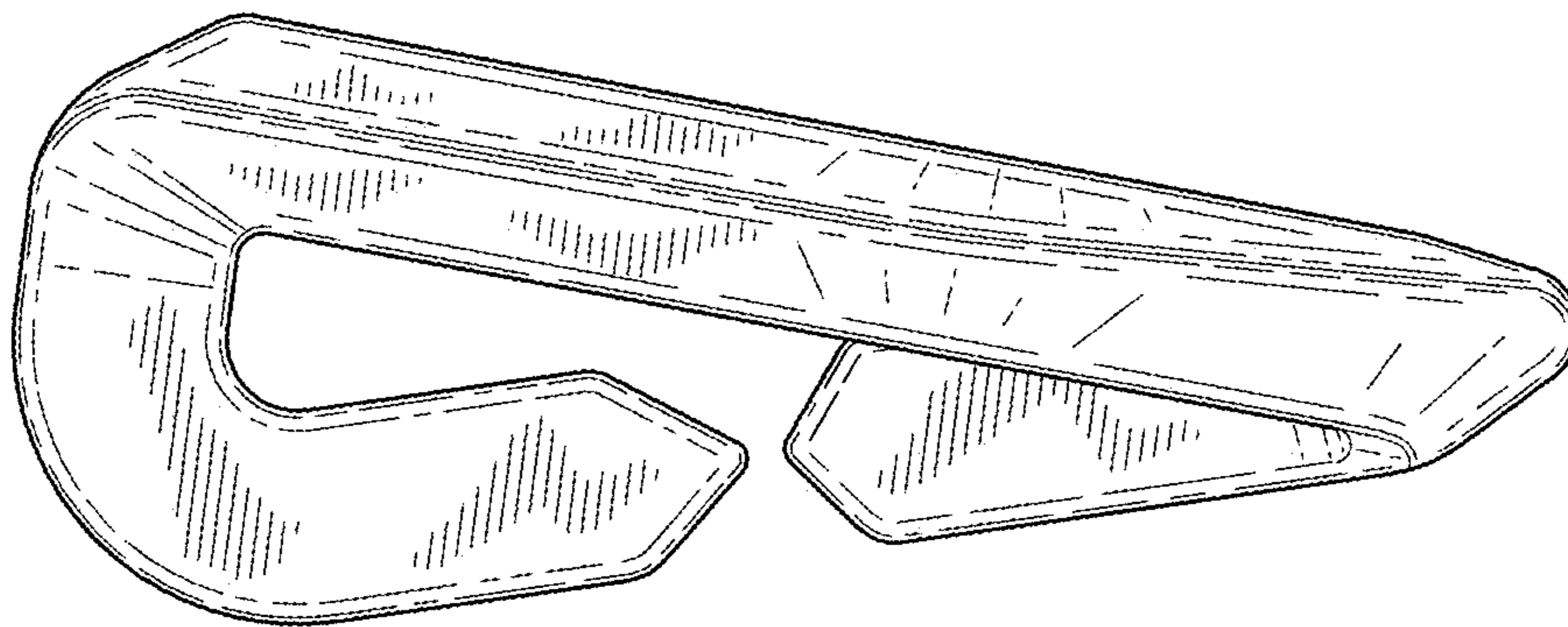


FIG. 8

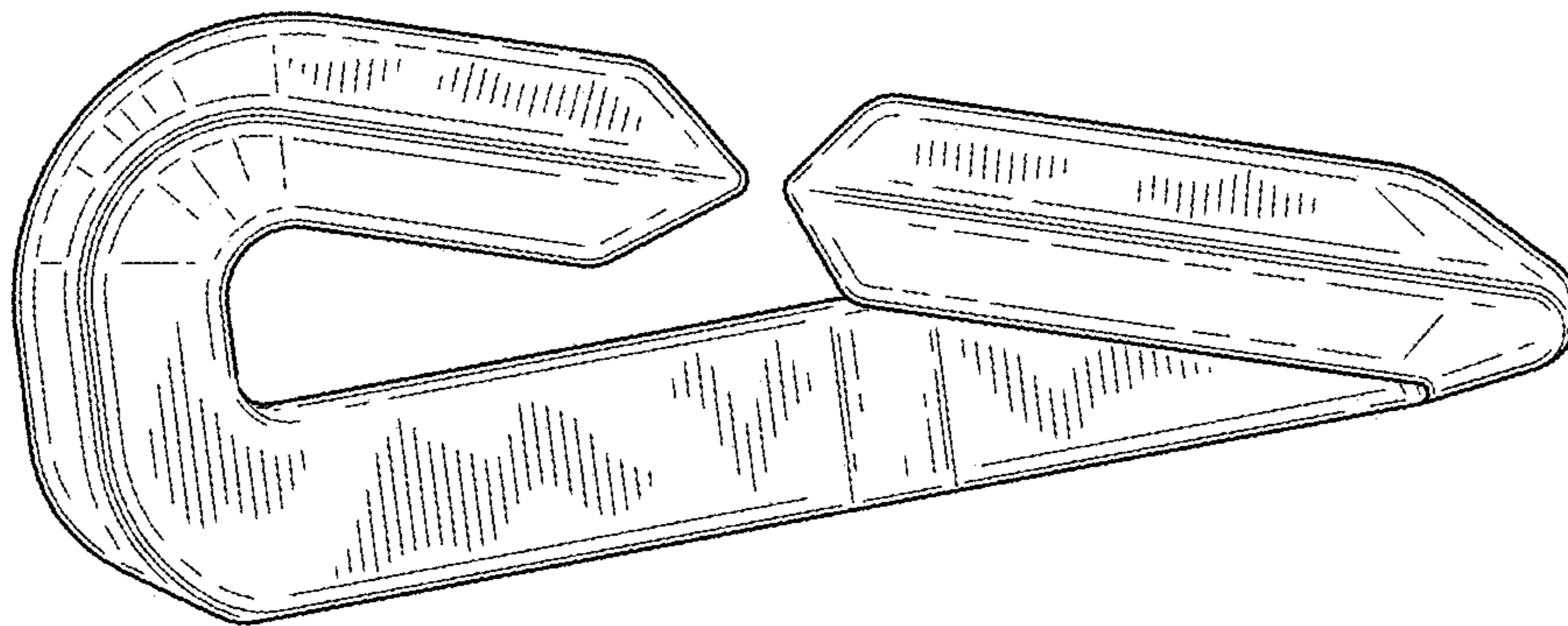


FIG. 9

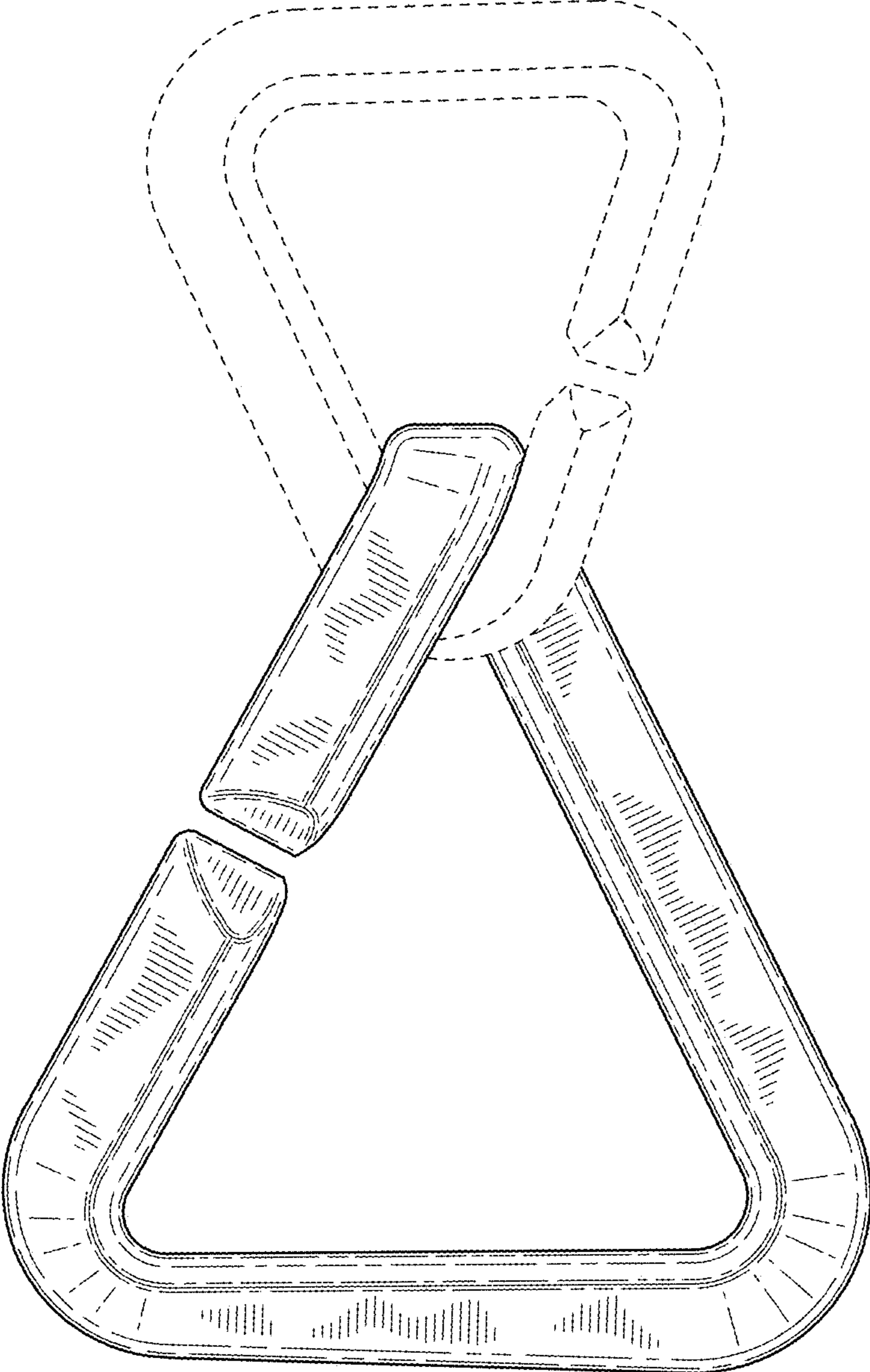


FIG. 10

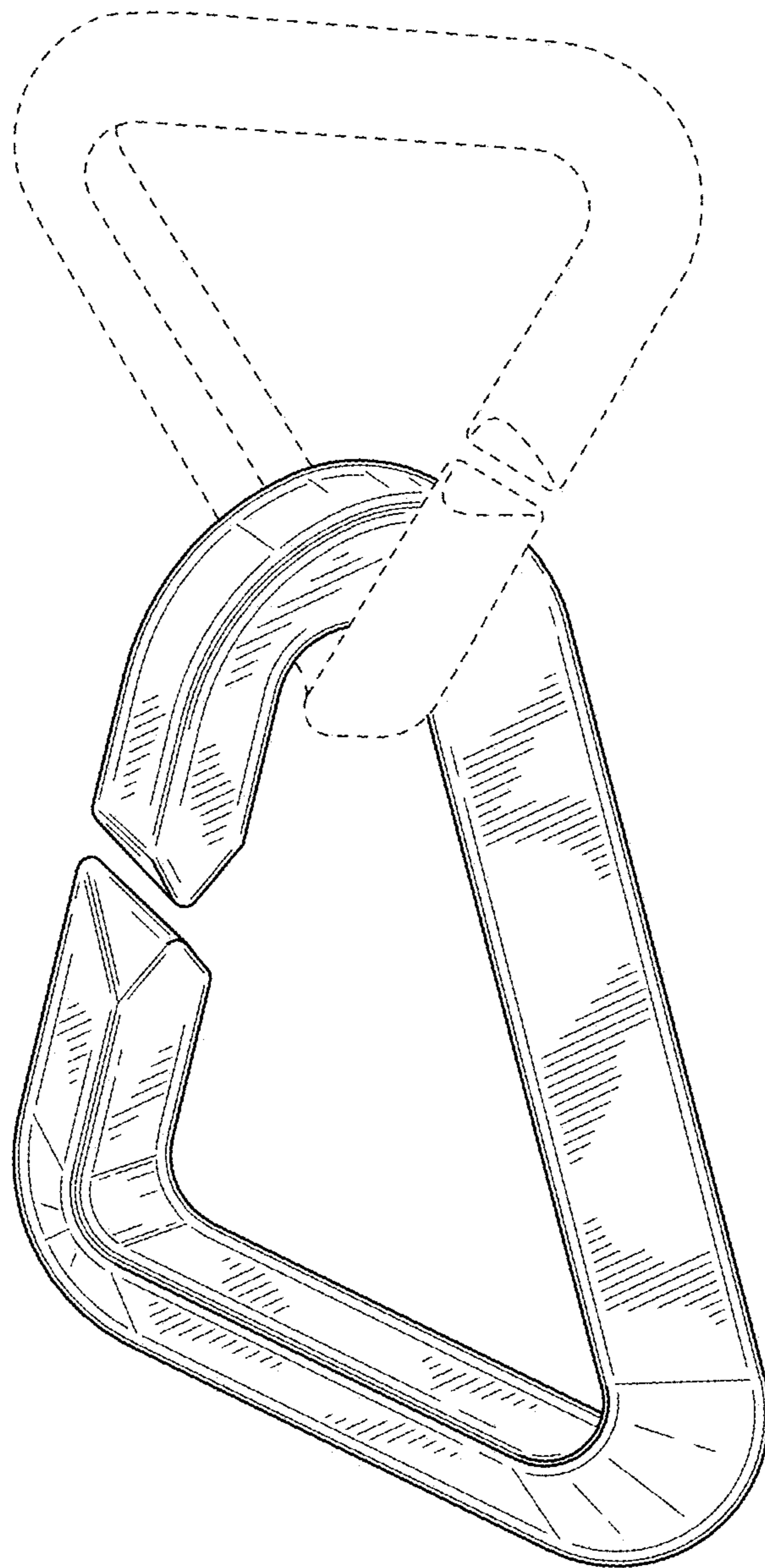


FIG. 11

