



US00D943455S

(12) **United States Design Patent**
Wolff

(10) **Patent No.:** **US D943,455 S**

(45) **Date of Patent:** **** Feb. 15, 2022**

(54) **PLANTER**

(71) Applicant: **ATT Southern, Inc.**, Camp Hill, PA
(US)

(72) Inventor: **Elizabeth Wolff**, Camp Hill, PA (US)

(73) Assignee: **ATT Southern, Inc.**, Camp Hill, PA
(US)

(**) Term: **15 Years**

(21) Appl. No.: **29/723,409**

(22) Filed: **Feb. 6, 2020**

(51) **LOC (13) Cl.** **11-02**

(52) **U.S. Cl.**
USPC **D11/152**

(58) **Field of Classification Search**
USPC D11/143–156, 164; D7/560, 561, 562,
D7/586, 587; D9/428
CPC A01G 9/02; A01G 9/021; A01G 9/022;
A01G 9/04; A01G 27/003; A01G 27/005;
A01G 27/008; A47G 7/00; A47G 7/02;
A47G 7/06; A47G 7/08
See application file for complete search history.

(56) **References Cited**

U.S. PATENT DOCUMENTS

- 1,229,751 A * 6/1917 House B65D 3/06
229/400
- 2,859,557 A * 11/1958 Lattuca A01G 9/021
47/65.5
- 4,651,791 A * 3/1987 Evenson B65D 11/1873
220/625
- D306,972 S * 4/1990 Moloney D9/774
- D335,729 S * 5/1993 Brussing D34/1
- D338,302 S * 8/1993 Shafer D34/1
- D399,450 S * 10/1998 Durbin D11/152
- D399,453 S * 10/1998 Durbin D11/152
- D455,049 S * 4/2002 Kell D7/531
- D490,017 S * 5/2004 Harbaugh D11/152
- D546,672 S * 7/2007 Chou D9/429

- D559,731 S * 1/2008 Opiniano D11/152
- D564,939 S * 3/2008 Fan D11/152
- H2217 H * 6/2008 Smay D9/503
- D573,060 S * 7/2008 White D11/152
- D578,350 S * 10/2008 Eide D7/509

(Continued)

OTHER PUBLICATIONS

Office Action for China Application No. 202030442792.4, dated
Nov. 24, 2020, 1 page.

Primary Examiner — Elizabeth A. Albert

(74) *Attorney, Agent, or Firm* — Brooks Kushman P.C.

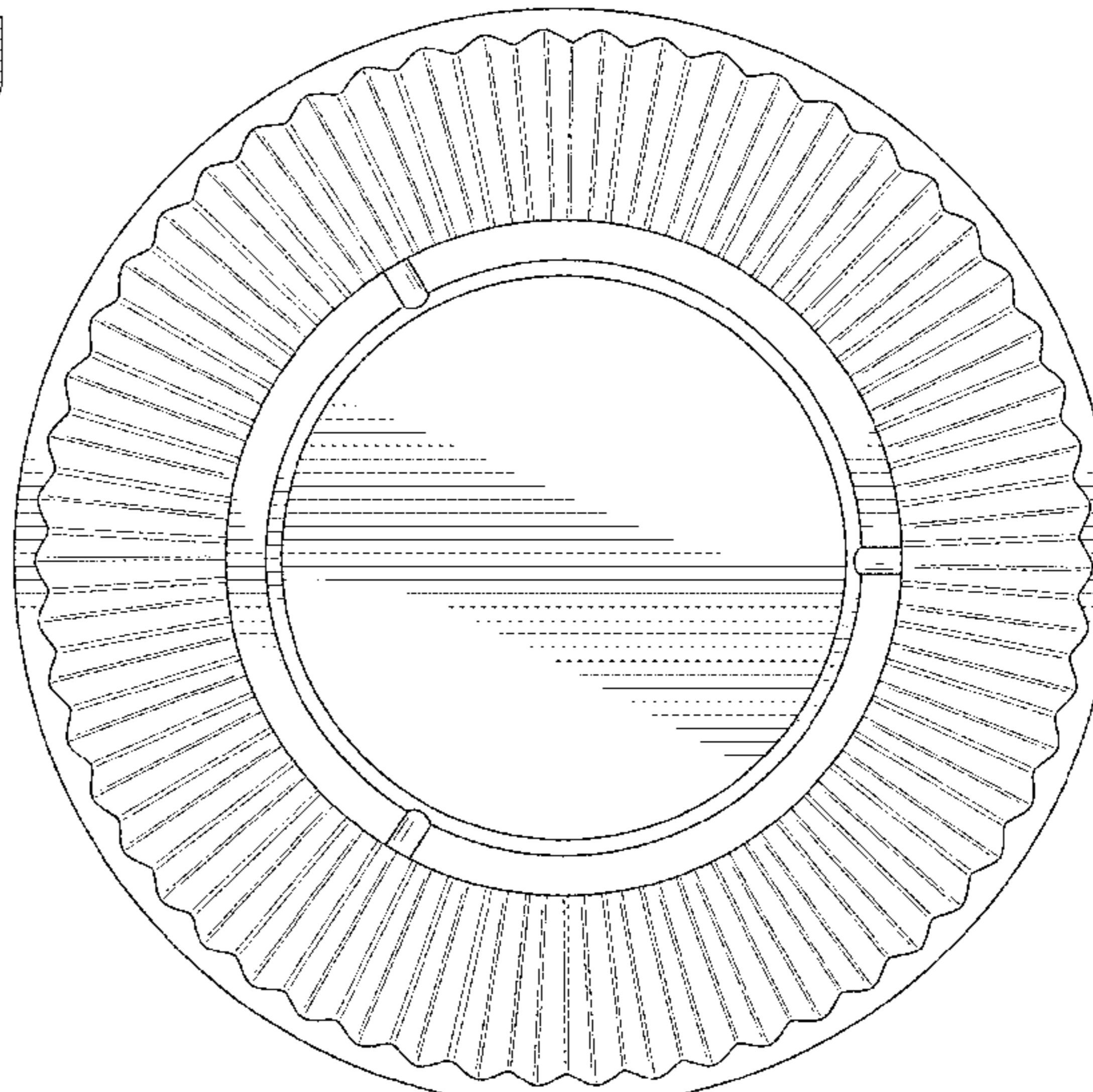
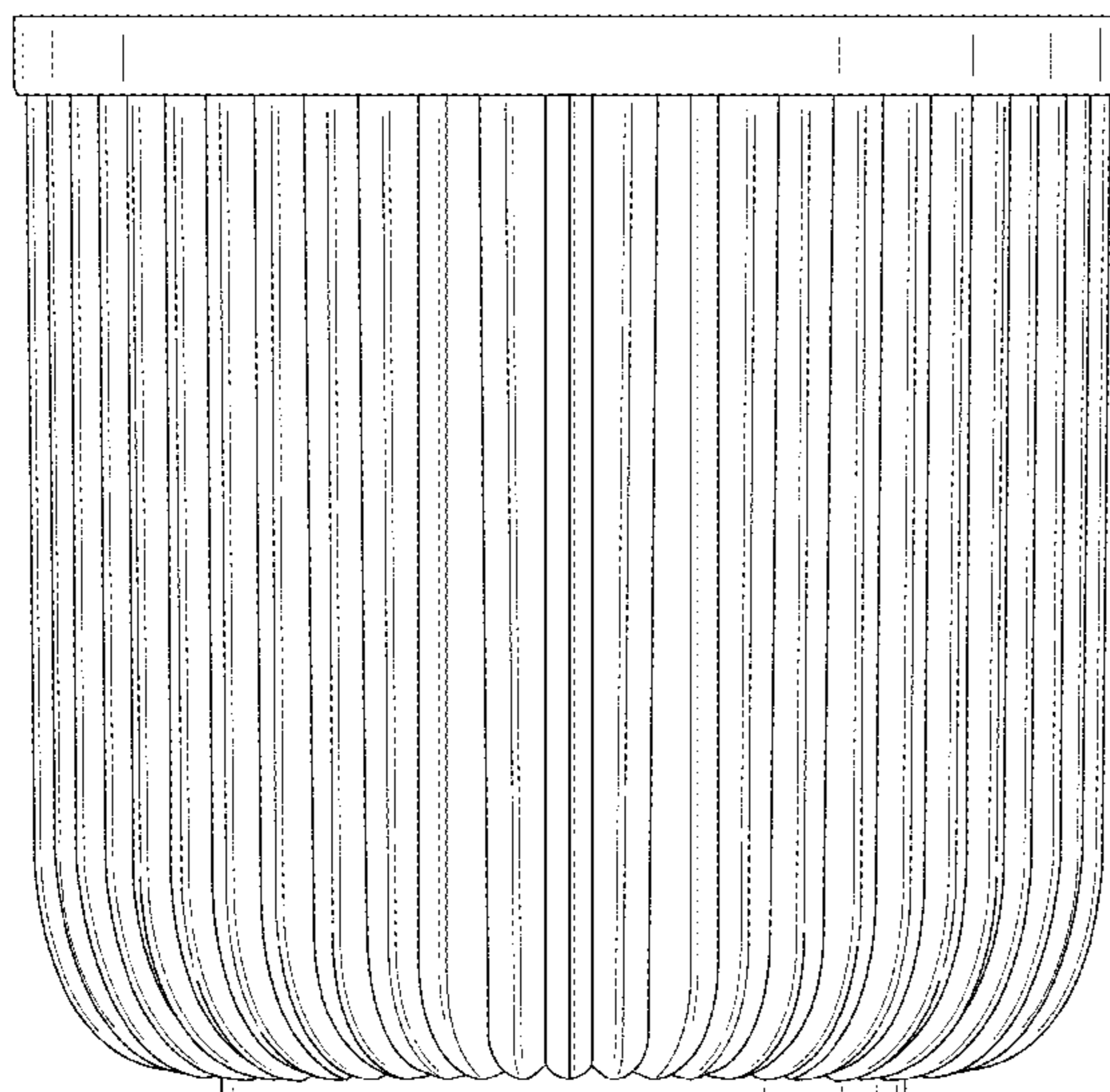
(57) **CLAIM**

The ornamental design for a planter, as shown and
described.

DESCRIPTION

FIG. 1 is a front, right, top perspective view of a first
embodiment of a planter showing my new design;
FIG. 2 is a front elevation view, and a rear elevation view,
of FIG. 1;
FIG. 3 is a right side elevation view, and a left side elevation
view, of FIG. 1;
FIG. 4 is a top plan view of FIG. 1;
FIG. 5 is a bottom plan view of FIG. 1;
FIG. 6 is a front, right, top perspective view of a second
embodiment of the planter of FIG. 1;
FIG. 7 is a front elevation view, and a rear elevation view,
of FIG. 6;
FIG. 8 is a right side elevation view, and a left side elevation
view, of FIG. 6;
FIG. 9 is a top plan view of FIG. 6; and,
FIG. 10 is a bottom view of FIG. 6.
The broken lines showing the unclaimed inside and outside
of the bottom in FIGS. 6, 9, and 10 are included to show
portions of the planter that form no part of the claimed
design.

1 Claim, 10 Drawing Sheets



(56)

References Cited

U.S. PATENT DOCUMENTS

D684,891	S	6/2013	Team et al.	
D752,972	S *	4/2016	Goldstein	D9/429
D819,405	S *	6/2018	Li	D7/531
D822,440	S *	7/2018	Kuh	D7/536
D839,677	S *	2/2019	Seiders	D7/523
D886,456	S *	6/2020	Yeh	D3/306
D890,625	S *	7/2020	Casper	D11/143
D913,738	S *	3/2021	Jewett	D7/354
2007/0284426	A1 *	12/2007	Lo	B65D 81/3869 229/403
2012/0012647	A1 *	1/2012	Almabekov	B65D 81/3876 229/400
2012/0260570	A1	10/2012	Harbaugh	
2016/0198648	A1	7/2016	Hung et al.	
2017/0057737	A1 *	3/2017	Goldstein	B65D 85/8043

* cited by examiner

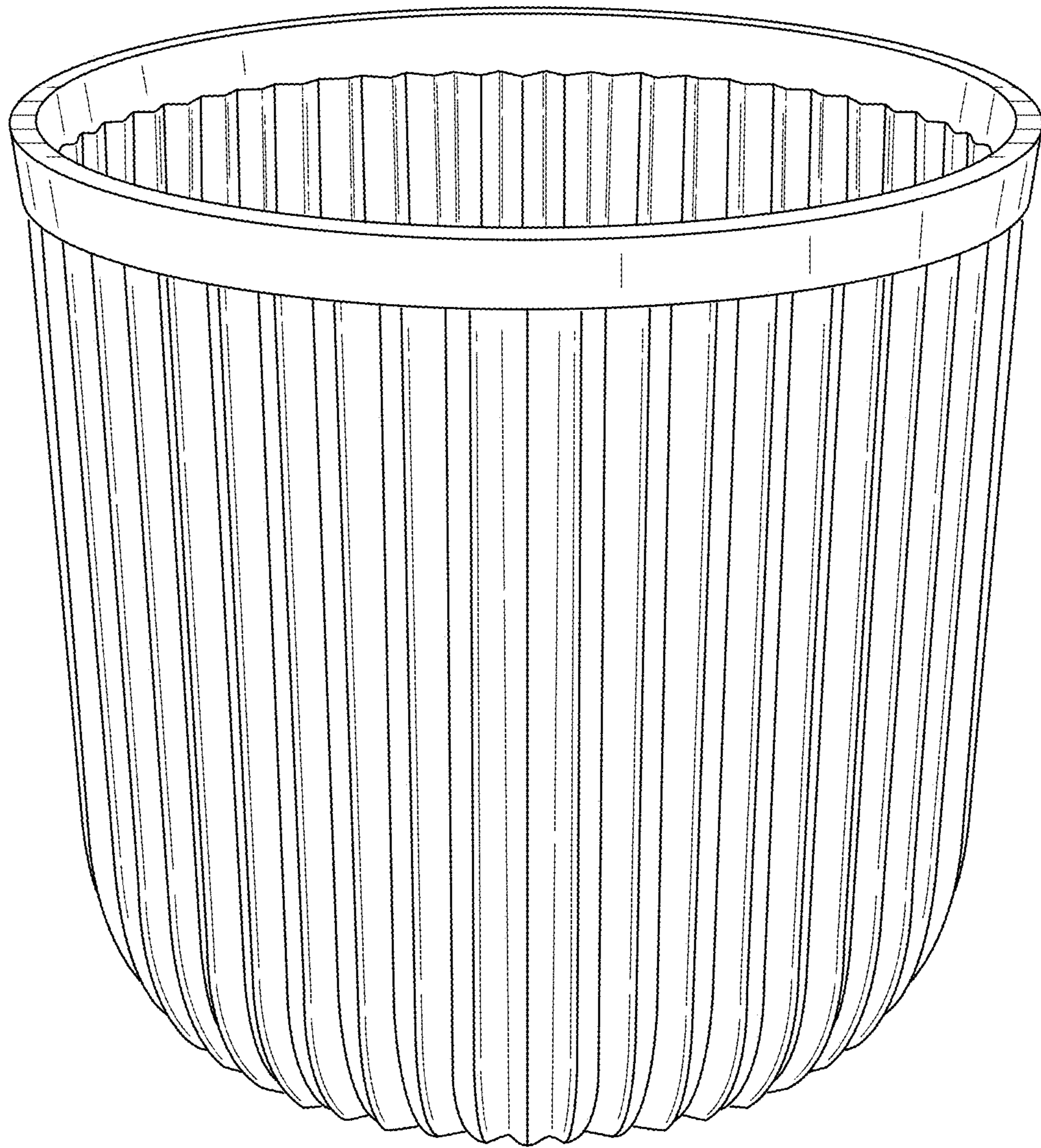


FIG. 1

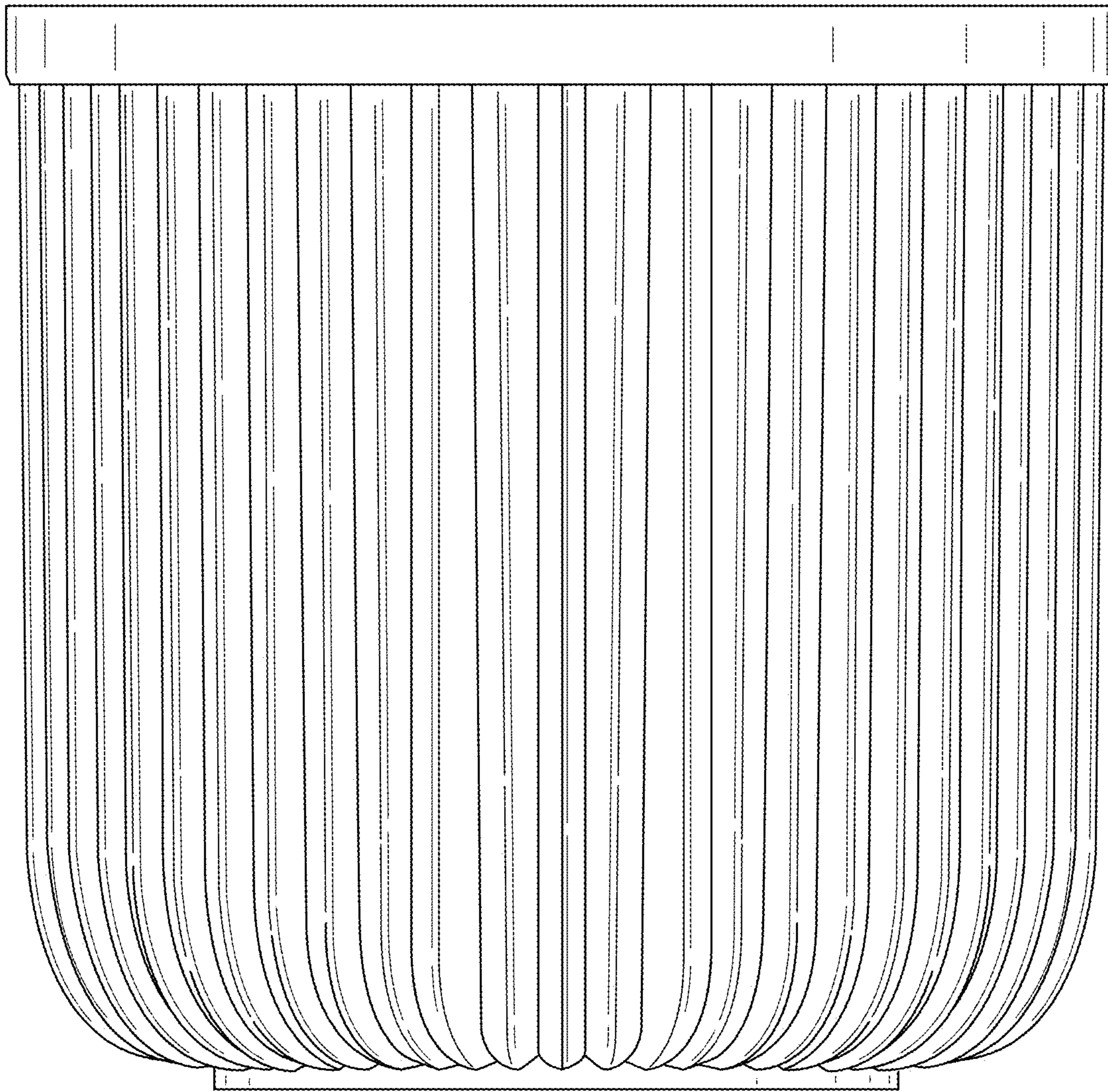


FIG. 2




FIG. 3




FIG. 4




FIG. 5

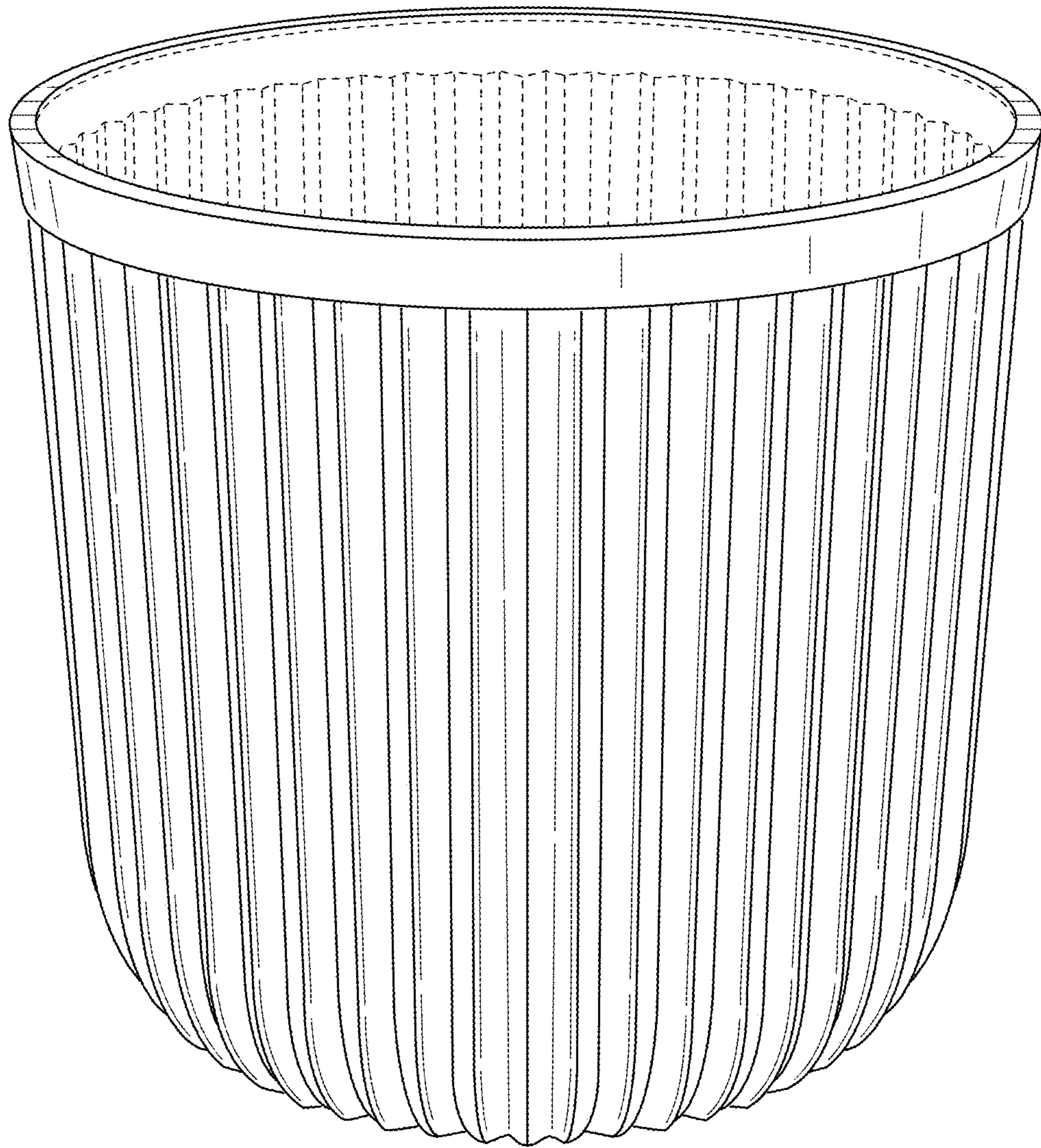


FIG. 6

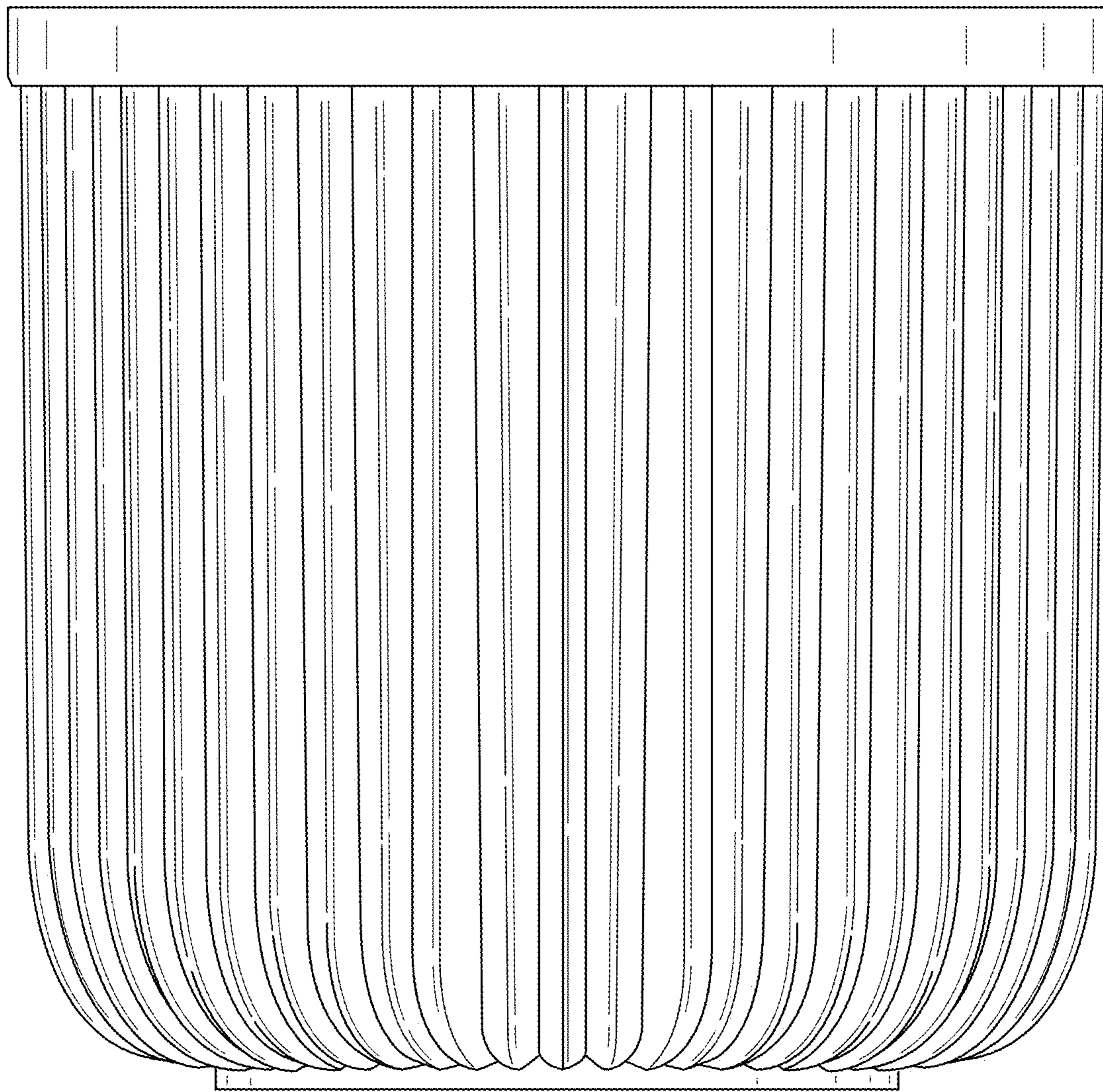


FIG. 7




FIG. 8

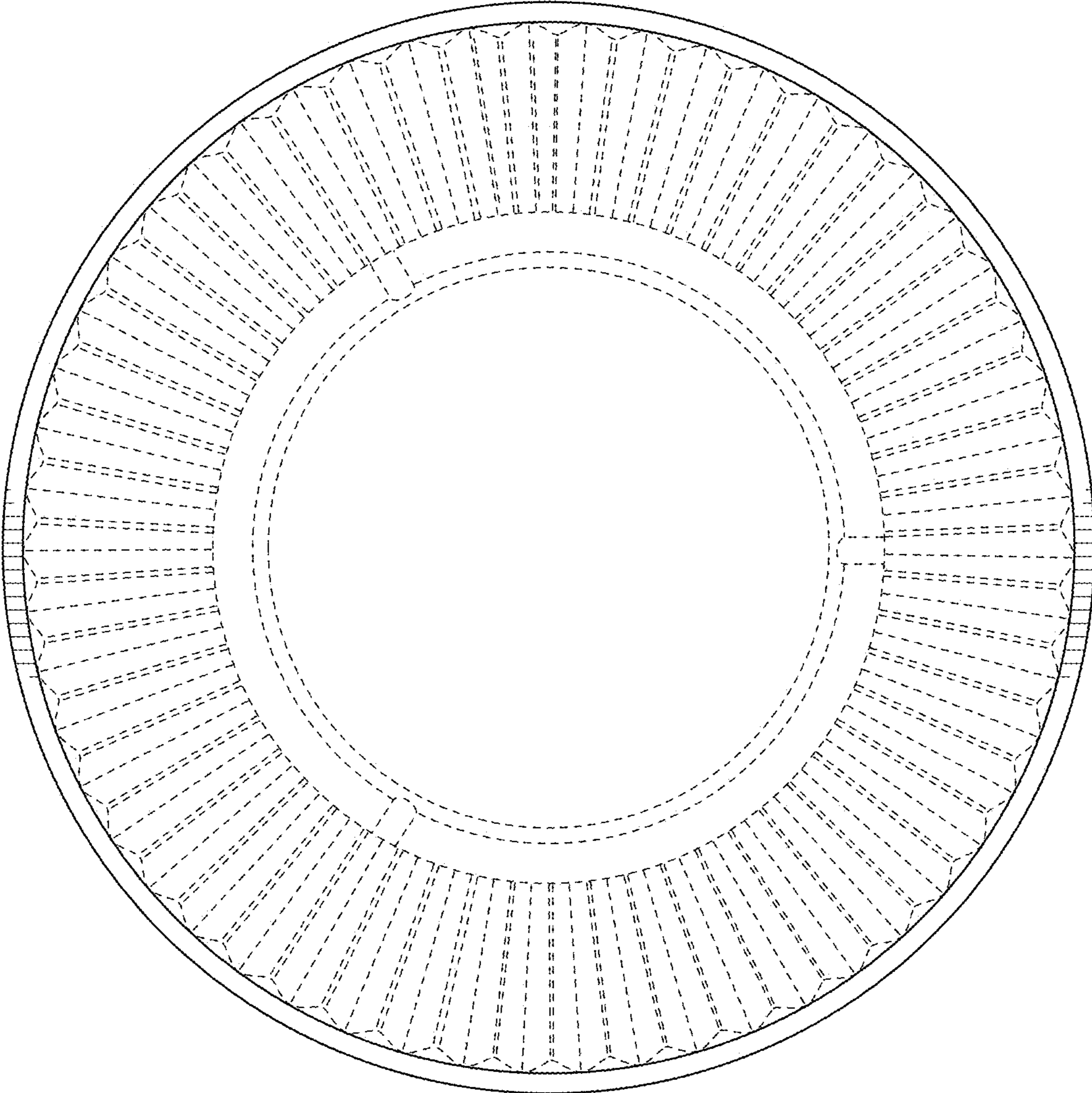


FIG. 9




FIG. 10