



US00D943447S

(12) **United States Design Patent** (10) **Patent No.:** **US D943,447 S**
Maier (45) **Date of Patent:** **** Feb. 15, 2022**

(54) **TIMEPIECE HAND**
(71) Applicant: **PATEK PHILIPPE SA GENEVE**,
Geneva (CH)
(72) Inventor: **Frédéric Maier**, Neuchâtel (CH)
(73) Assignee: **PATEK PHILIPPE SA GENEVE**,
Geneva (CH)

(**) Term: **15 Years**
(21) Appl. No.: **35/510,397**
(22) Filed: **Mar. 19, 2020**

(80) **Hague Agreement Data**
Int. Filing Date: **Mar. 19, 2020**
Int. Reg. No.: **DM/207409**
Int. Reg. Date: **Mar. 19, 2020**
Int. Reg. Pub. Date: **Sep. 25, 2020**
(51) **LOC (13) Cl.** **10-07**
(52) **U.S. Cl.**
USPC **D10/127**
(58) **Field of Classification Search**
USPC **D10/123, 126, 125, 1, 5, 127**
See application file for complete search history.

(56) **References Cited**
U.S. PATENT DOCUMENTS
D79,860 S * 11/1929 Streng D10/127
D79,861 S * 11/1929 Streng D10/127
D348,399 S * 7/1994 Chen D10/127
D821,907 S * 7/2018 Laucella D10/127
D822,523 S * 7/2018 Laucella D10/127
D928,009 S * 8/2021 Qiuting D10/127

* cited by examiner

Primary Examiner — George D. Kirschbaum

(74) *Attorney, Agent, or Firm* — Nixon & Vanderhye

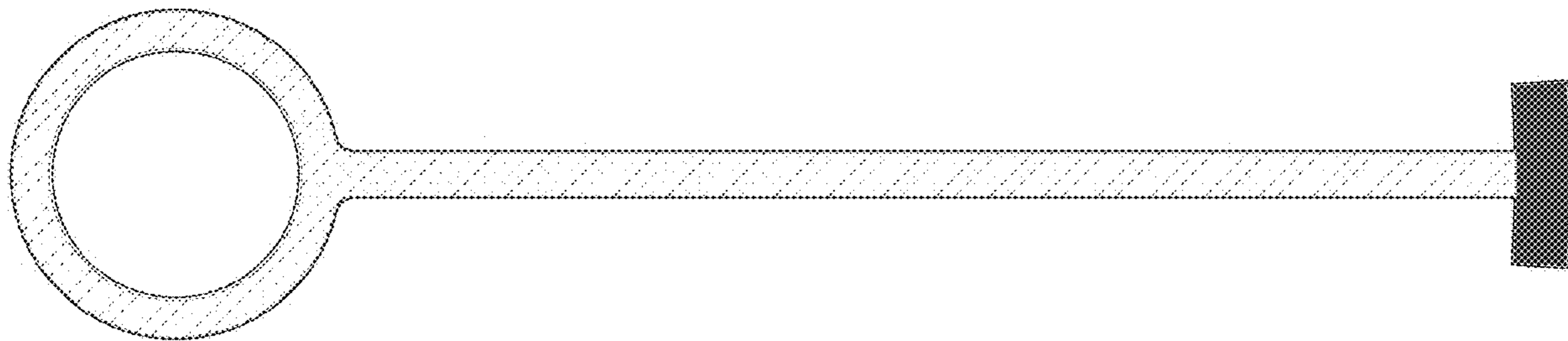
(57) **CLAIM**

The ornamental design for a timepiece hand, as shown and described.

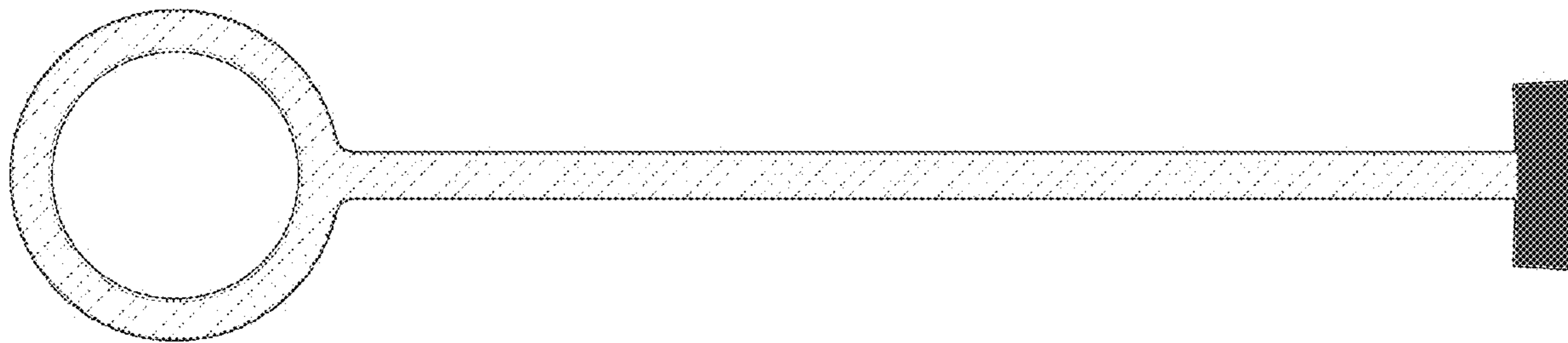
DESCRIPTION

The patent or application file contains at least one drawing executed in color. Copies of this patent or patent application publication with color drawing(s) will be provided by the Office upon request and payment of the necessary fee.
Fig. 1.1 is a front view of a timepiece hand showing the new design;
Fig. 1.2 is a rear view thereof;
Fig. 1.3 is a side view thereof;
Fig. 1.4 is an opposite side view thereof;
Fig. 1.5 is an enlarged bottom view thereof;
Fig. 1.6 is an enlarged top view thereof;
Fig. 1.7 is a top and front perspective view thereof;
Fig. 2.1 is a front view of a timepiece hand showing the new design;
Fig. 2.2 is a rear view thereof;
Fig. 2.3 is a side view thereof;
Fig. 2.4 is an opposite side view thereof;
Fig. 2.5 is an enlarged bottom view thereof;
Fig. 2.6 is an enlarged top view thereof;
Fig. 2.7 is a top and front perspective view thereof;
Fig. 5.1 is a front view of a timepiece hand showing the new design;
Fig. 5.2 is a rear view thereof;
Fig. 5.3 is a side view thereof;
Fig. 5.4 is an opposite side view thereof;
Fig. 5.5 is an enlarged bottom view thereof;
Fig. 5.6 is an enlarged top view thereof; and
Fig. 5.7 is a top and front perspective view thereof.

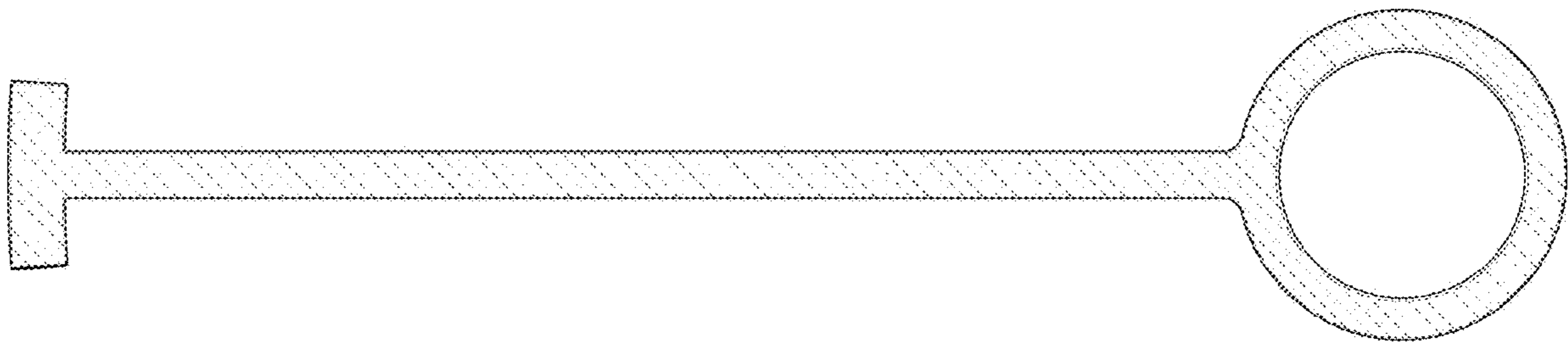
1 Claim, 21 Drawing Sheets
(2 of 21 Drawing Sheet(s) Filed in Color)




1.1




1.2




1.3




1.4



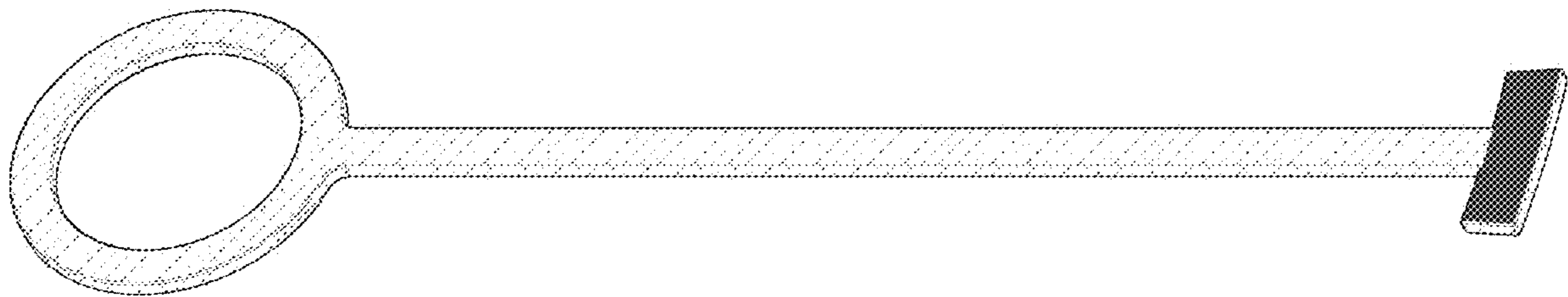
1.5



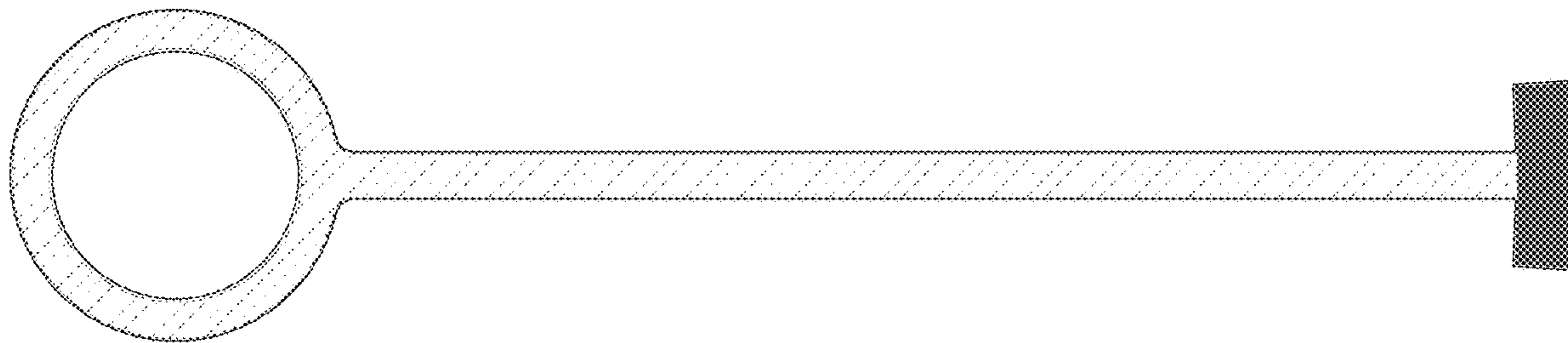
1.6



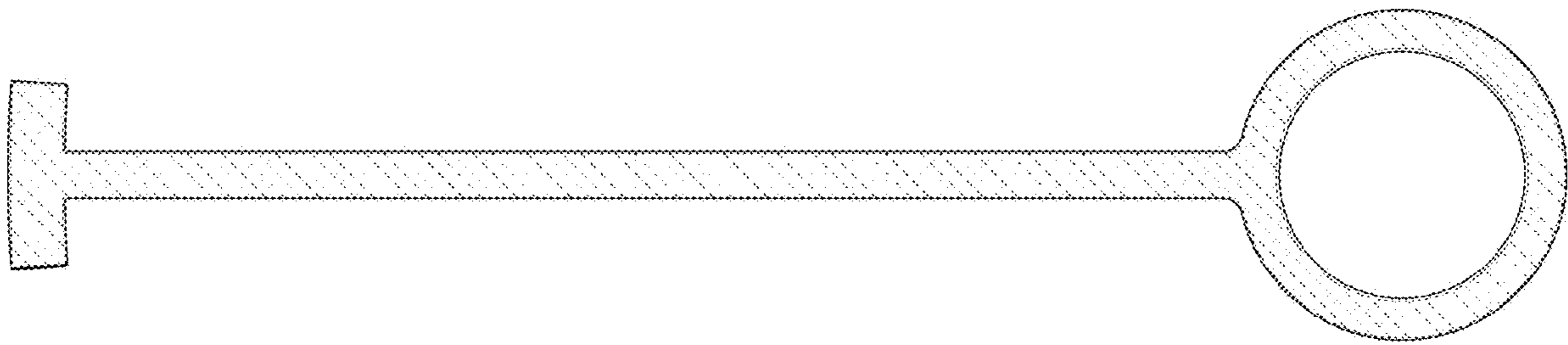
1.7




2.1



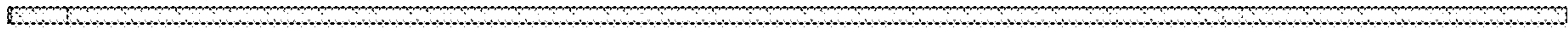
2.2




2.3




2.4



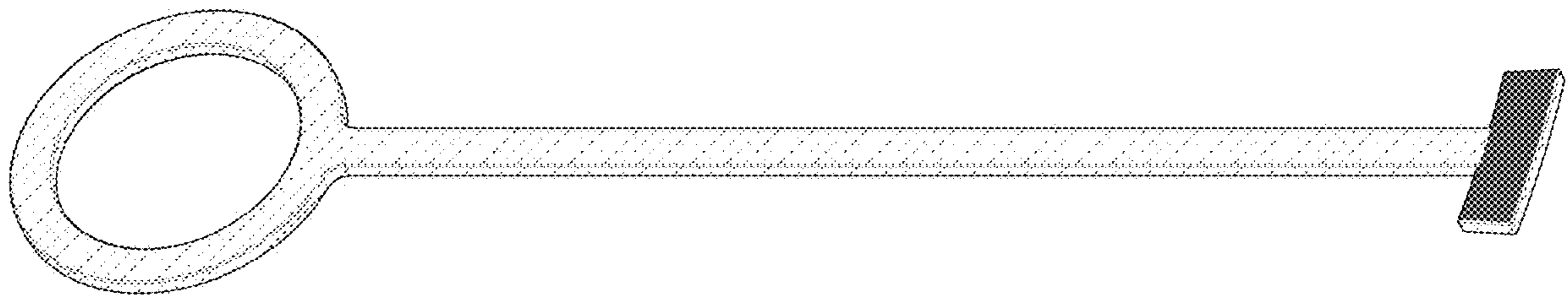
2.5



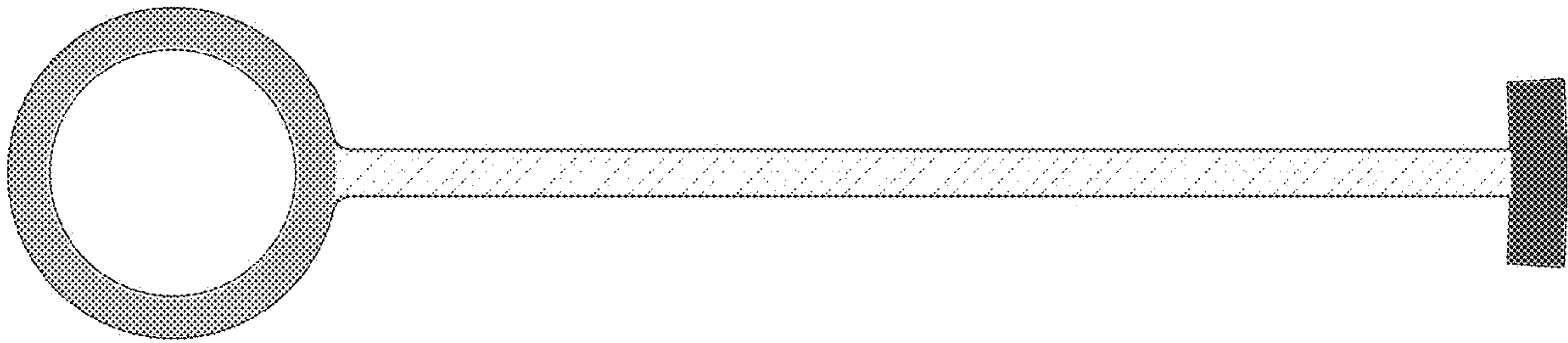
2.6



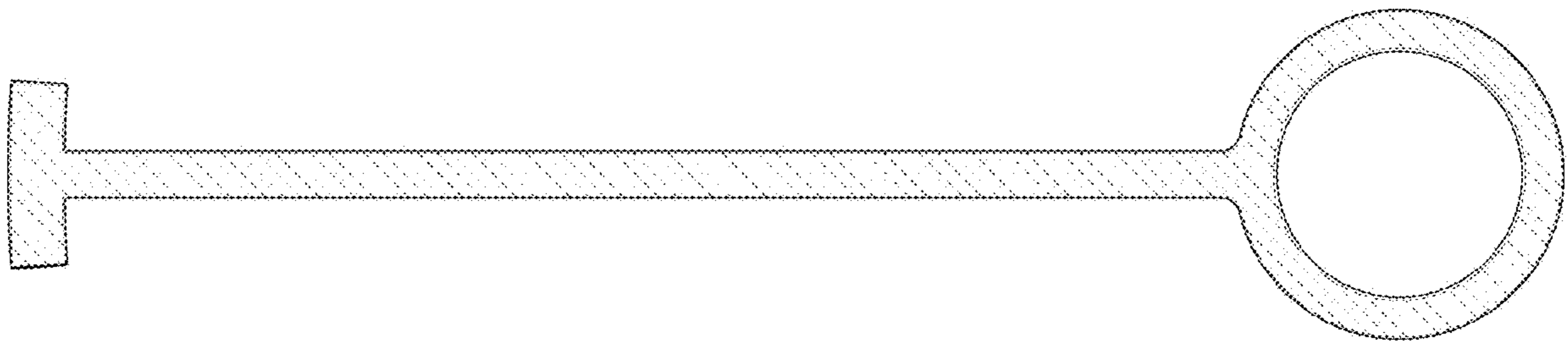
2.7



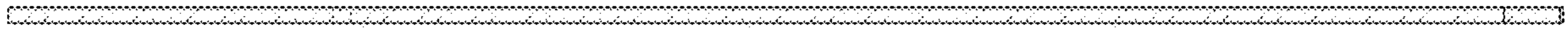
5.1



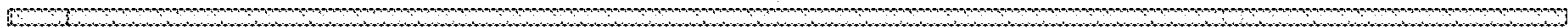
5.2




5.3




5.4



5.5



5.6



5.7

