

US00D943398S

(12) **United States Design Patent** (10) **Patent No.:** **US D943,398 S**  
**Williams et al.** (45) **Date of Patent:** **\*\* Feb. 15, 2022**

- (54) **LOOP BACKER**
- (71) Applicant: **FIGPiN Collect Awesome, Inc.**, Irvine, CA (US)
- (72) Inventors: **Daniel Williams**, Bothell, WA (US);  
**Amado Batour**, La Jolla, CA (US);  
**Erik Haldi**, Bothell, WA (US)
- (73) Assignee: **FIGPiN Collect Awesome, Inc.**, Irvine, CA (US)
- (\*\*) Term: **15 Years**
- (21) Appl. No.: **29/736,374**
- (22) Filed: **May 29, 2020**
- (51) **LOC (13) Cl.** ..... **09-06**
- (52) **U.S. Cl.**  
USPC ..... **D8/356**
- (58) **Field of Classification Search**  
USPC ..... D8/356, 354, 349, 394; D13/155, 154,  
D13/147; 248/68.1  
CPC ..... B63B 59/02; B63B 21/045; H02G 7/12  
See application file for complete search history.

- D639,145 S \* 6/2011 Hoek ..... D8/356
- D639,146 S \* 6/2011 Hoek ..... D8/356
- D640,527 S \* 6/2011 Hoek ..... D8/356
- D644,501 S \* 9/2011 Chen ..... D8/356
- D657,869 S \* 4/2012 Mammen ..... D24/128
- 8,294,030 B2 \* 10/2012 Pollard, Jr. .... H02G 3/24  
174/155
- D691,875 S \* 10/2013 Ganski ..... D8/356
- D691,878 S \* 10/2013 Ganski ..... D8/356
- D720,606 S \* 1/2015 Mathews ..... D8/356
- 8,998,151 B2 \* 4/2015 Hoek ..... H02G 3/32  
248/68.1
- D728,349 S \* 5/2015 Lake ..... D8/356
- D732,935 S \* 6/2015 Egami ..... D8/356
- D733,535 S \* 7/2015 Egami ..... D8/356
- D743,048 S \* 11/2015 Kuran ..... D24/231
- D749,209 S \* 2/2016 Uhlenkamp ..... D24/128
- D755,043 S \* 5/2016 Bailey ..... D8/394
- 9,575,278 B2 \* 2/2017 Leclerc ..... G02B 6/4471
- 9,618,143 B2 \* 4/2017 Noble ..... F16L 3/243

(Continued)

*Primary Examiner* — Cynthia R Underwood  
(74) *Attorney, Agent, or Firm* — Puget Patent; Michael Gibbons

(57) **CLAIM**

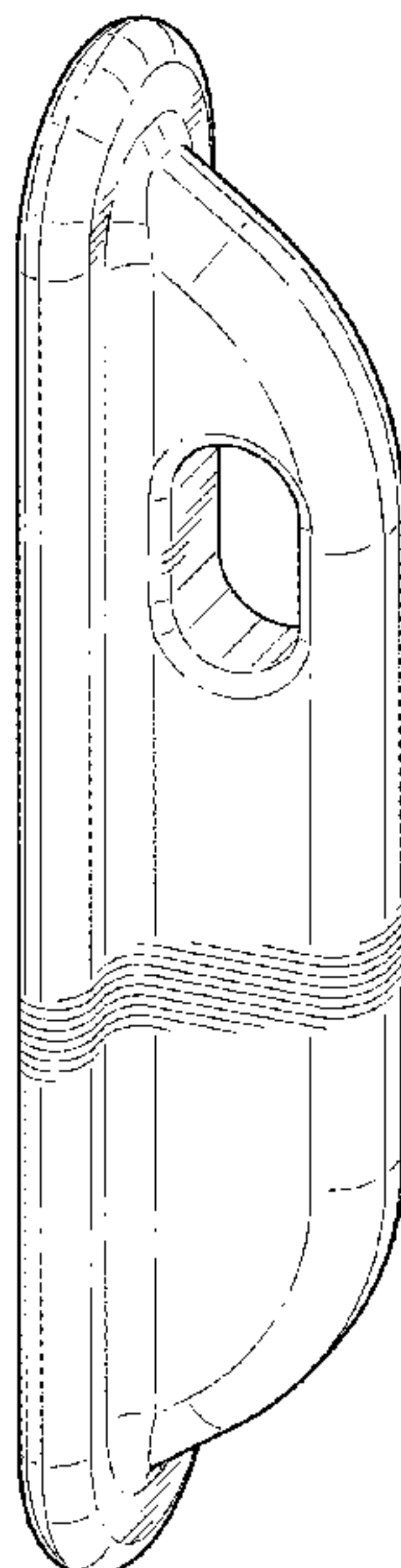
The ornamental design for a loop backer, as shown and described.

**DESCRIPTION**

FIG. 1 is a rear perspective view of a loop backer showing our new design;  
FIG. 2 is a left side view thereof, the right side being a mirror image of the left side;  
FIG. 3 is a rear view thereof;  
FIG. 4 is a front view thereof; and,  
FIG. 5 is a top view thereof, the bottom being a mirror image of the top.  
The broken lines represent portions of the structure that forms no part of the claim.

**1 Claim, 3 Drawing Sheets**

- (56) **References Cited**  
U.S. PATENT DOCUMENTS
- 5,316,246 A \* 5/1994 Scott ..... A61M 5/1418  
248/68.1
- 6,360,051 B1 \* 3/2002 Daoud ..... G02B 6/3801  
385/134
- D488,054 S \* 4/2004 Myers ..... D8/356
- H2203 H \* 10/2007 Borchardt ..... D8/396
- D568,723 S \* 5/2008 Morgan ..... D8/356
- 7,394,963 B2 \* 7/2008 Hartlef ..... G02B 6/4471  
385/134
- D612,225 S \* 3/2010 Forte ..... D8/356
- D638,690 S \* 5/2011 Hoek ..... D8/356
- D638,691 S \* 5/2011 Hoek ..... D8/356
- D638,692 S \* 5/2011 Hoek ..... D8/356



(56)

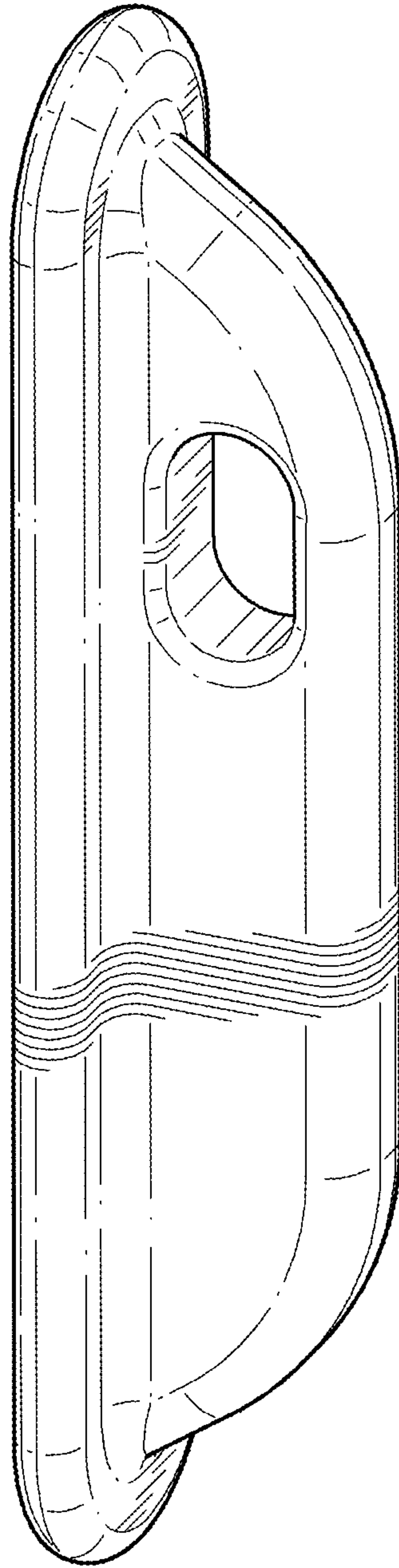
**References Cited**

## U.S. PATENT DOCUMENTS

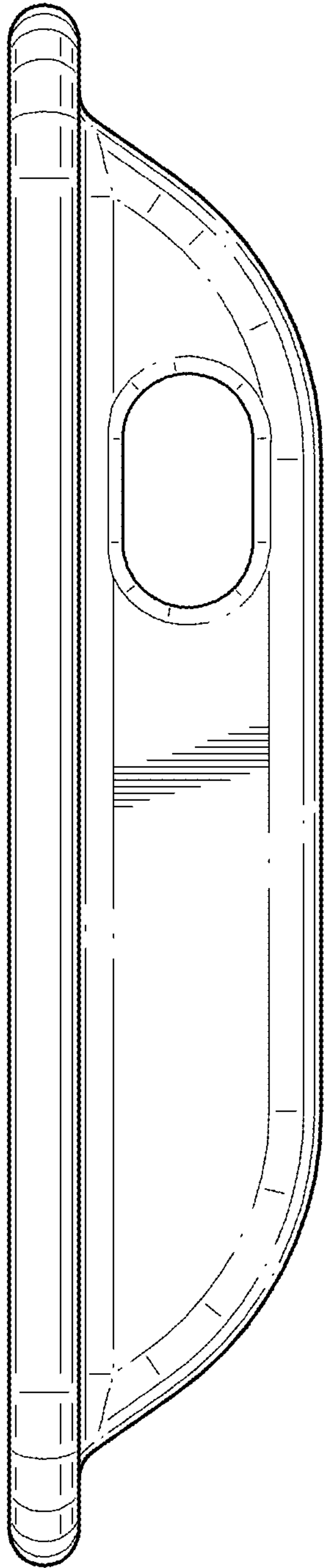
D790,127	S *	6/2017	Verleur	.....	D27/183
D803,164	S *	11/2017	Noble	.....	D13/155
9,853,436	B2 *	12/2017	Simon	.....	H02G 7/12
D852,354	S *	6/2019	Wrangmark	.....	D24/128
D853,336	S *	7/2019	Barram	.....	D13/155
D858,457	S *	9/2019	Maggard	.....	D13/155
D886,991	S *	6/2020	Kindler	.....	D24/128
D886,992	S *	6/2020	Kindler	.....	D24/128
D907,988	S *	1/2021	Yu	.....	D8/356
D909,188	S *	2/2021	Kou	.....	D8/356
D910,572	S *	2/2021	Yang	.....	D13/139.2
D928,311	S *	8/2021	McVaney	.....	D24/128
D930,459	S *	9/2021	Breines	.....	D8/356
2001/0035295	A1 *	11/2001	Cipollone	.....	H02G 3/26 174/72 A
2004/0118982	A1 *	6/2004	Shillings	.....	F16L 3/223 248/68.1
2005/0189453	A1 *	9/2005	DeGuevara	.....	H02G 3/305 248/68.1
2007/0235597	A1 *	10/2007	Winchester	.....	F16L 3/223 248/68.1
2009/0065249	A1 *	3/2009	Silvers	.....	H02G 3/30 174/72 A
2011/0147542	A1 *	6/2011	Hoek	.....	F16L 3/223 248/68.1

\* cited by examiner

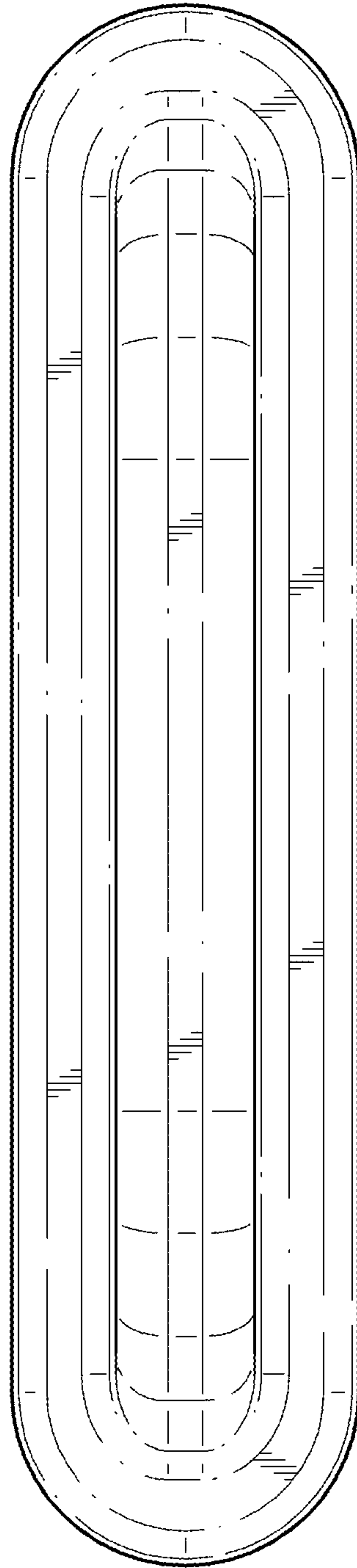
**FIG. 1**



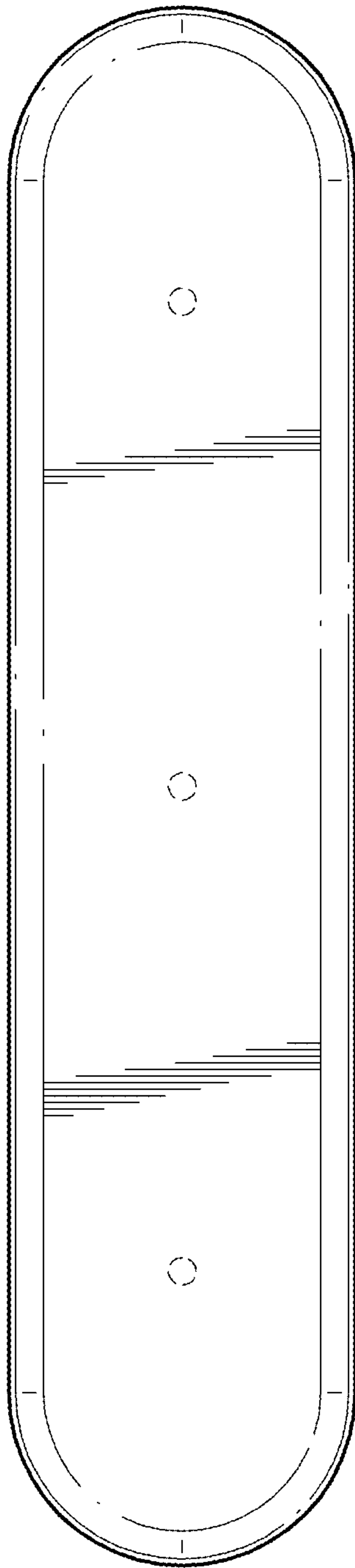
**FIG. 2**



**FIG. 3**



**FIG. 4**



**FIG. 5**

