



US00D943373S

(12) **United States Design Patent** (10) **Patent No.:** **US D943,373 S**
Liu (45) **Date of Patent:** **** Feb. 15, 2022**

(54) **CRIMPER**
(71) Applicant: **Chao-Chih Liu**, Taichung (TW)
(72) Inventor: **Chao-Chih Liu**, Taichung (TW)
(**) Term: **15 Years**
(21) Appl. No.: **29/705,918**
(22) Filed: **Sep. 17, 2019**
(51) **LOC (13) Cl.** **08-05**
(52) **U.S. Cl.**
USPC **D8/52**
(58) **Field of Classification Search**
USPC D8/51-60
CPC B26B 17/02; B25B 27/10
See application file for complete search history.

8,312,755 B1 * 11/2012 Steiner B25B 25/005
72/409.11
D901,272 S * 11/2020 Liao D8/52
2021/0296837 A1 * 9/2021 Frenken B25B 27/146
* cited by examiner

Primary Examiner — Deanna L Pratt

(57) **CLAIM**

The ornamental design for a crimper, as shown and described.

DESCRIPTION

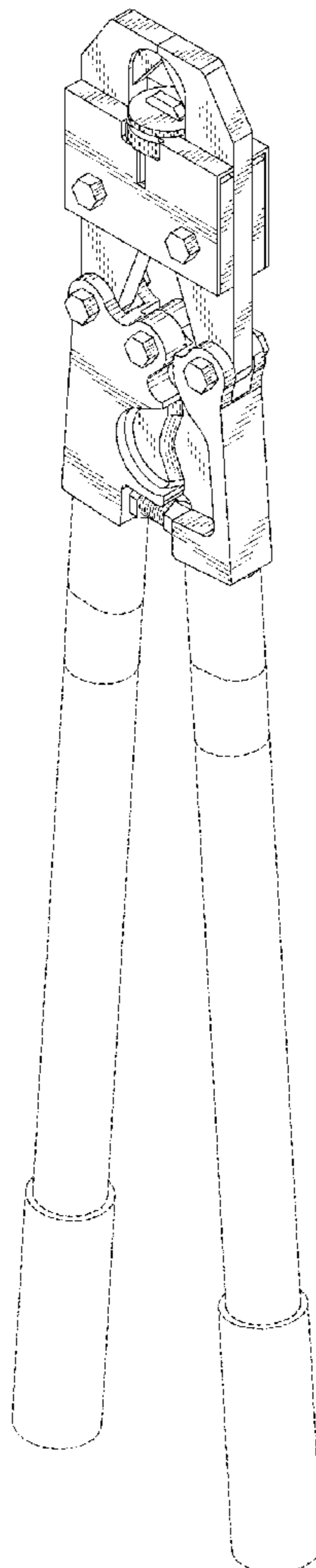
FIG. 1 is a front-right-top perspective view of the crimper showing my new design;
FIG. 2 is a front elevational view thereof;
FIG. 3 is a rear front elevational view thereof;
FIG. 4 is a left side elevational view thereof;
FIG. 5 is a right side elevational view thereof;
FIG. 6 is a top plan view thereof; and,
FIG. 7 is a bottom plan view thereof.
The broken lines in the FIGS. 1-7 illustrate portions of the crimper which form no part of the claimed design.

(56) **References Cited**

U.S. PATENT DOCUMENTS

D201,915 S * 8/1965 Werner D8/58
D416,458 S * 11/1999 Kun-Meng D8/52
D436,815 S * 1/2001 Yang D8/52

1 Claim, 7 Drawing Sheets



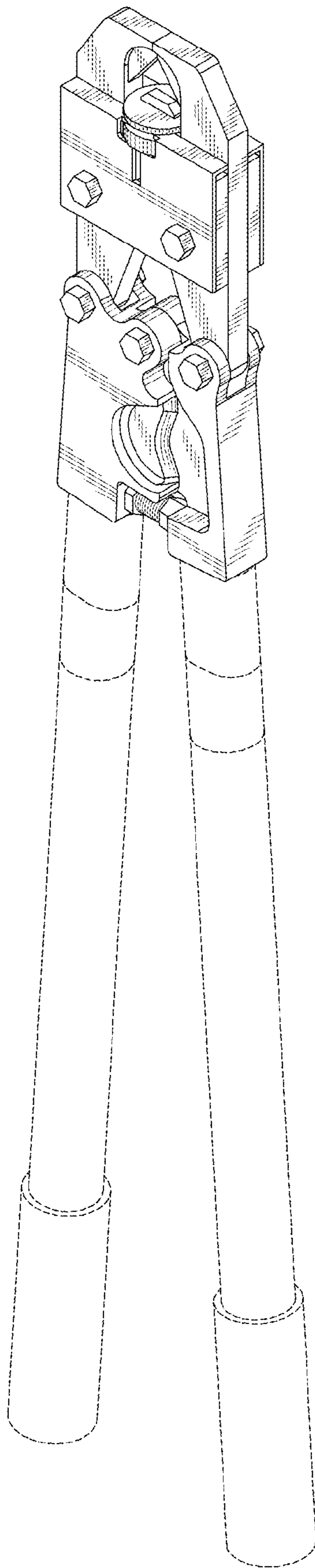


FIG.1

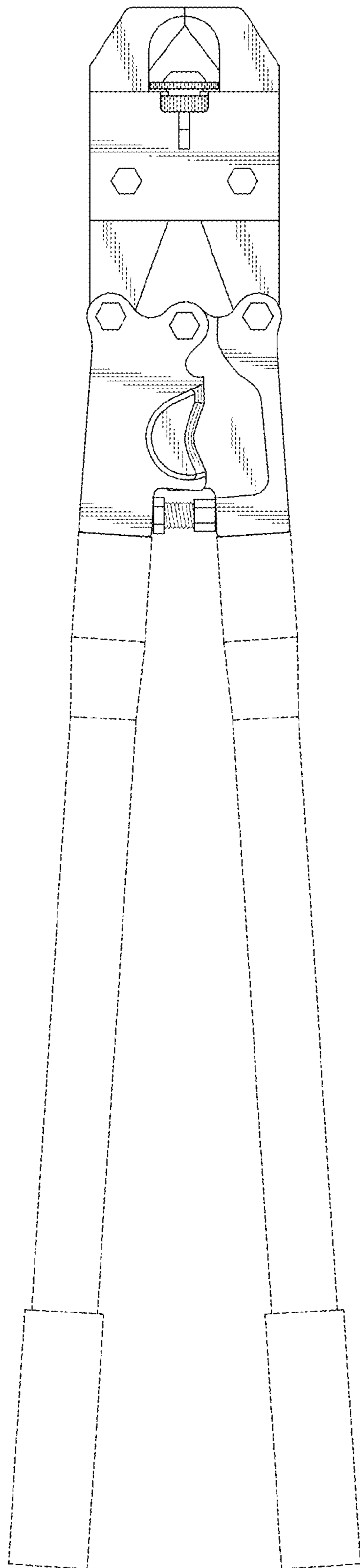


FIG.2

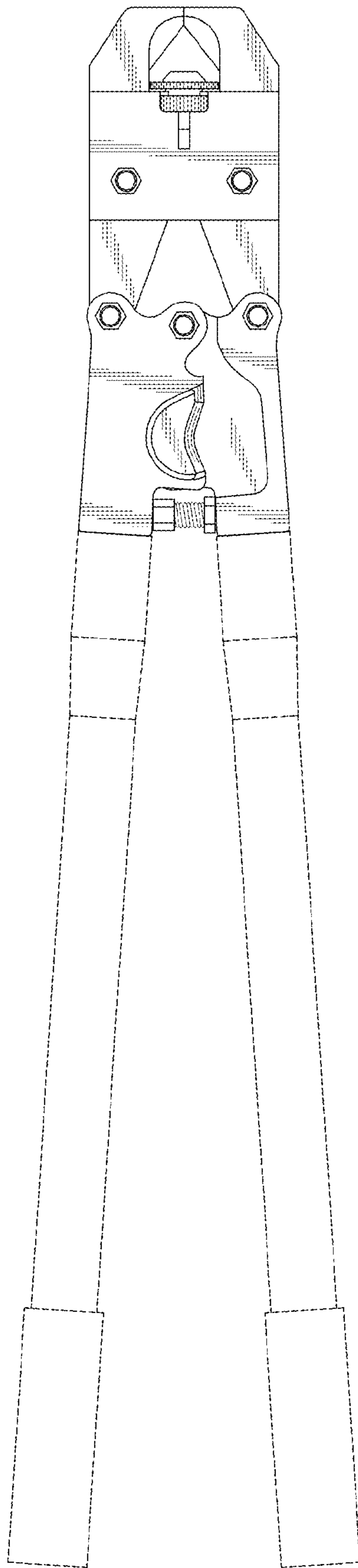


FIG.3




FIG.4




FIG.5

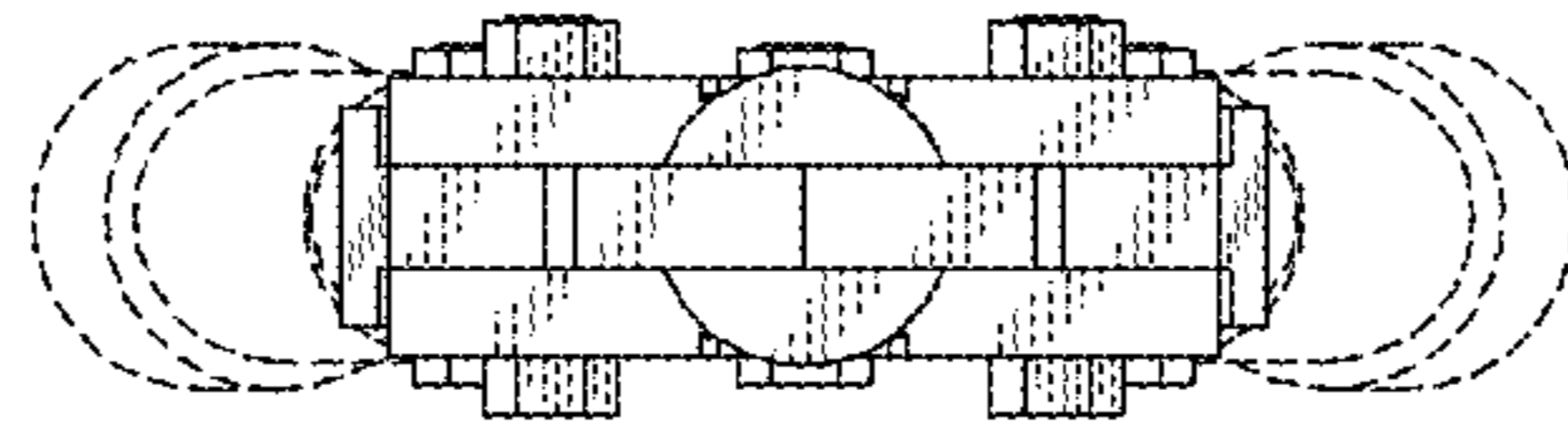


FIG.6

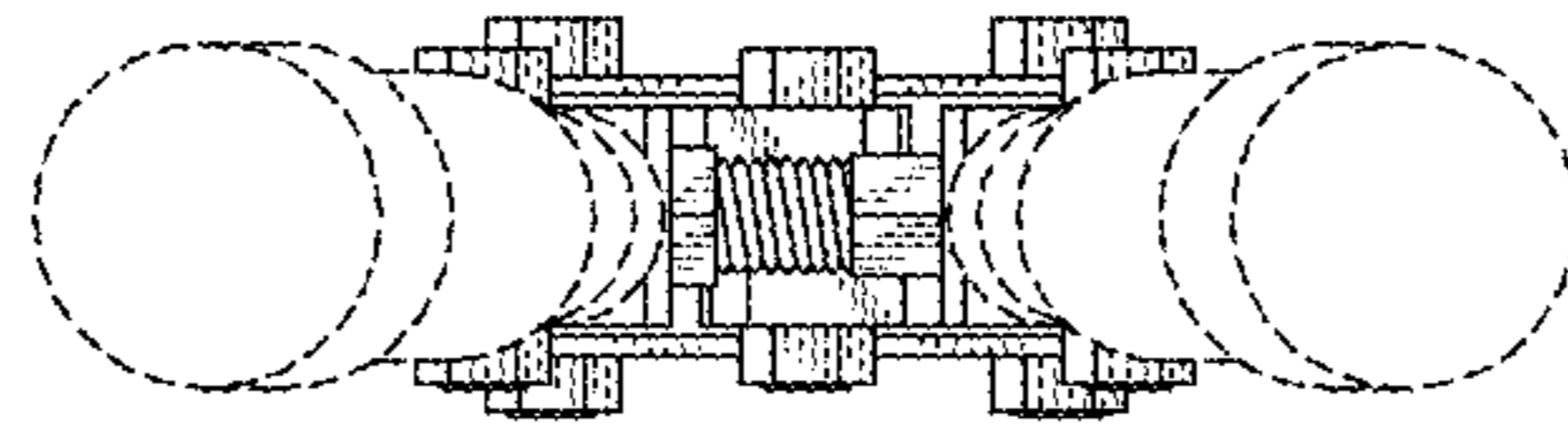


FIG.7