



US00D943348S

(12) **United States Design Patent**
Mutch et al.

(10) **Patent No.:** **US D943,348 S**

(45) **Date of Patent:** **** *Feb. 15, 2022**

(54) **SHAKER LID**

(71) Applicant: **Helen of Troy Limited**, St. Michael (BB)

(72) Inventors: **Martin Mutch**, New York, NY (US);
Sunny Kim, Douglaston, NY (US)

(73) Assignee: **Helen of Troy Limited**, St. Michael (BB)

D468,162 S *	1/2003	Martin	D7/592
D474,377 S *	5/2003	Holsinger	D7/615
D474,651 S *	5/2003	Ward	D7/615
7,007,818 B2 *	3/2006	Martin	A47G 19/2272
				206/818
D541,156 S *	4/2007	Florio	D9/454
D700,692 S *	3/2014	Engelhardt	D23/360
D726,367 S *	4/2015	Dukat	D27/167
D803,628 S *	11/2017	Kim	D7/596
D818,320 S *	5/2018	Campbell	D7/591
D870,371 S *	12/2019	Storz	D27/167

* cited by examiner

(*) Notice: This patent is subject to a terminal disclaimer.

(**) Term: **15 Years**

(21) Appl. No.: **29/701,562**

(22) Filed: **Aug. 13, 2019**

(51) **LOC (13) Cl.** **07-99**

(52) **U.S. Cl.**
USPC **D7/401.1**

(58) **Field of Classification Search**
USPC D7/589, 590, 591, 592, 596, 597, 401.1,
D7/667, 669, 679, 391, 392, 397;
D9/434, 435, 439, 440, 445, 447, 449,
D9/450, 452, 454; D27/167
CPC A47G 19/24; A47G 19/34; A24F 23/00;
B65D 43/00; B65D 43/0225; B65D 43/14
See application file for complete search history.

(56) **References Cited**

U.S. PATENT DOCUMENTS

D162,005 S *	2/1951	Burroughs	D7/591
D411,409 S *	6/1999	Wallays	D7/392

Primary Examiner — Michelle E. Wilson

Assistant Examiner — Andrew Kerr

(74) *Attorney, Agent, or Firm* — Rankin, Hill & Clark LLP

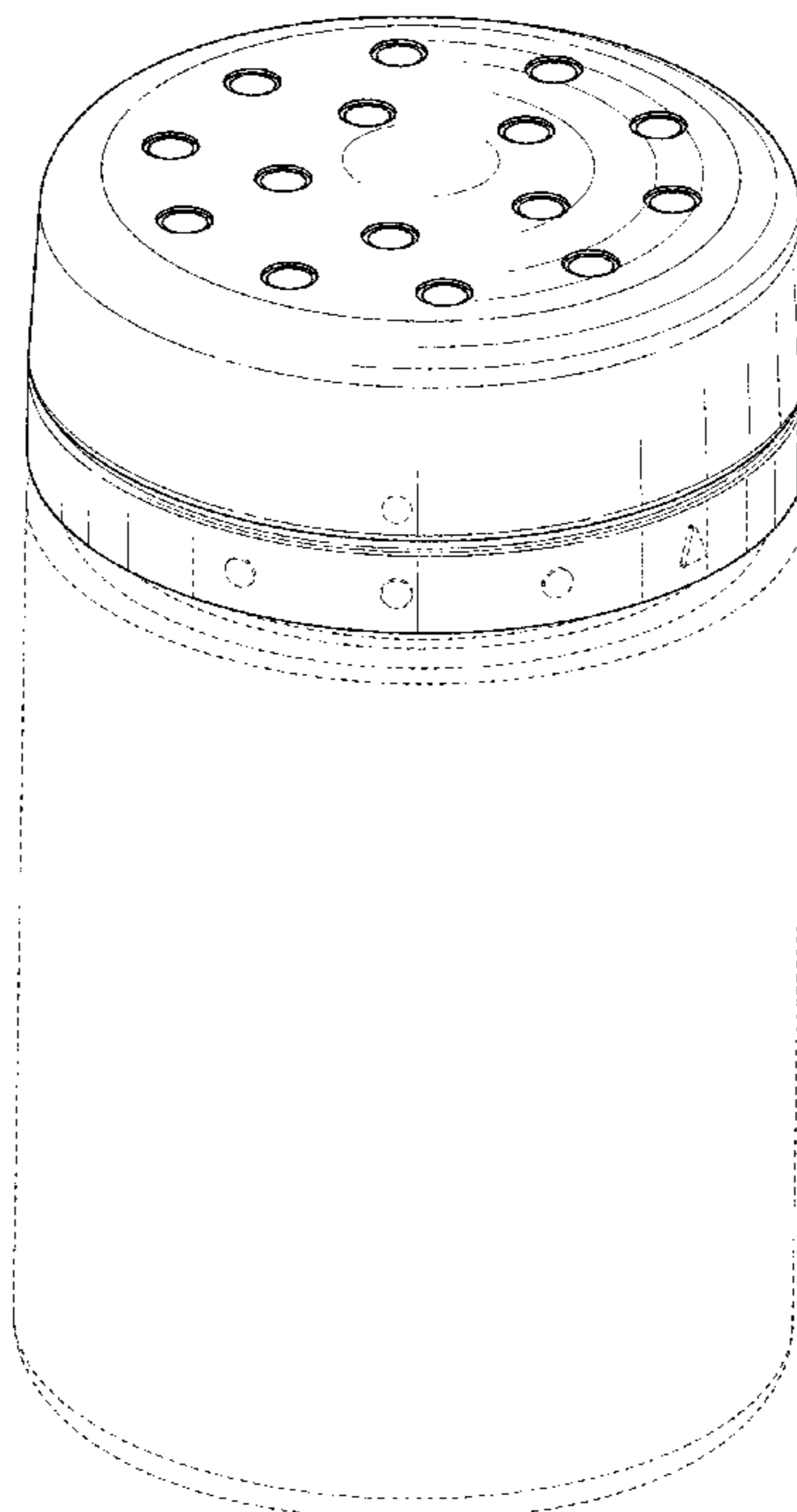
(57) **CLAIM**

The ornamental design for a shaker lid, as shown, and described.

DESCRIPTION

FIG. 1 is a perspective view of a shaker lid showing our design, in a use condition;
FIG. 2 is a front elevation view thereof;
FIG. 3 is a rear elevation view thereof;
FIG. 4 is a left elevation view thereof;
FIG. 5 is a right elevation view thereof;
FIG. 6 is a top plan view thereof; and,
FIG. 7 is a bottom plan view thereof.
The broken line shown in FIG. 1 is for the purpose of illustrating environment and forms no part of the claimed design. The remainder of the broken lines depict portions of the shaker lid that form no part of the claimed design.

1 Claim, 5 Drawing Sheets



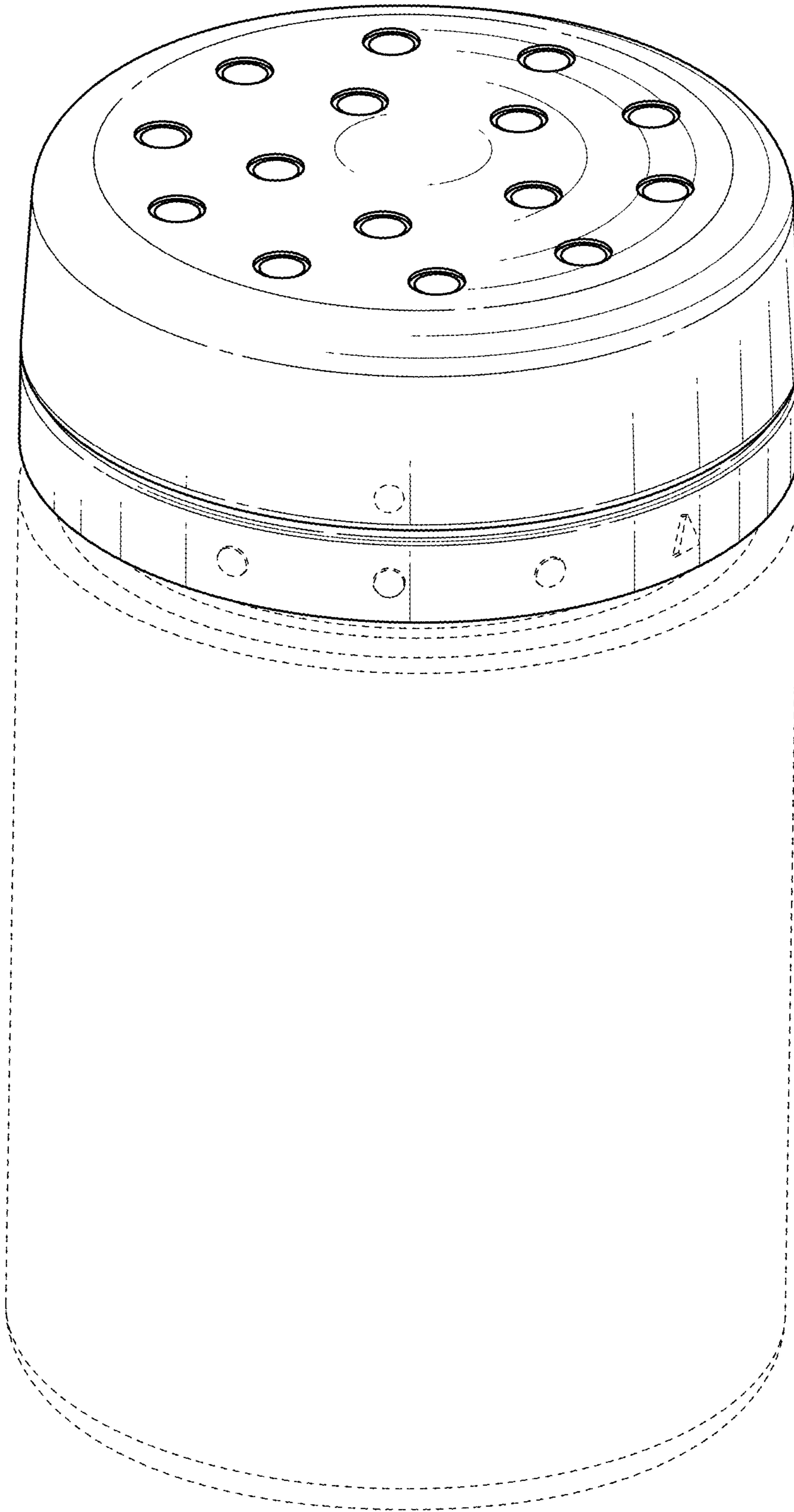


FIG. 1

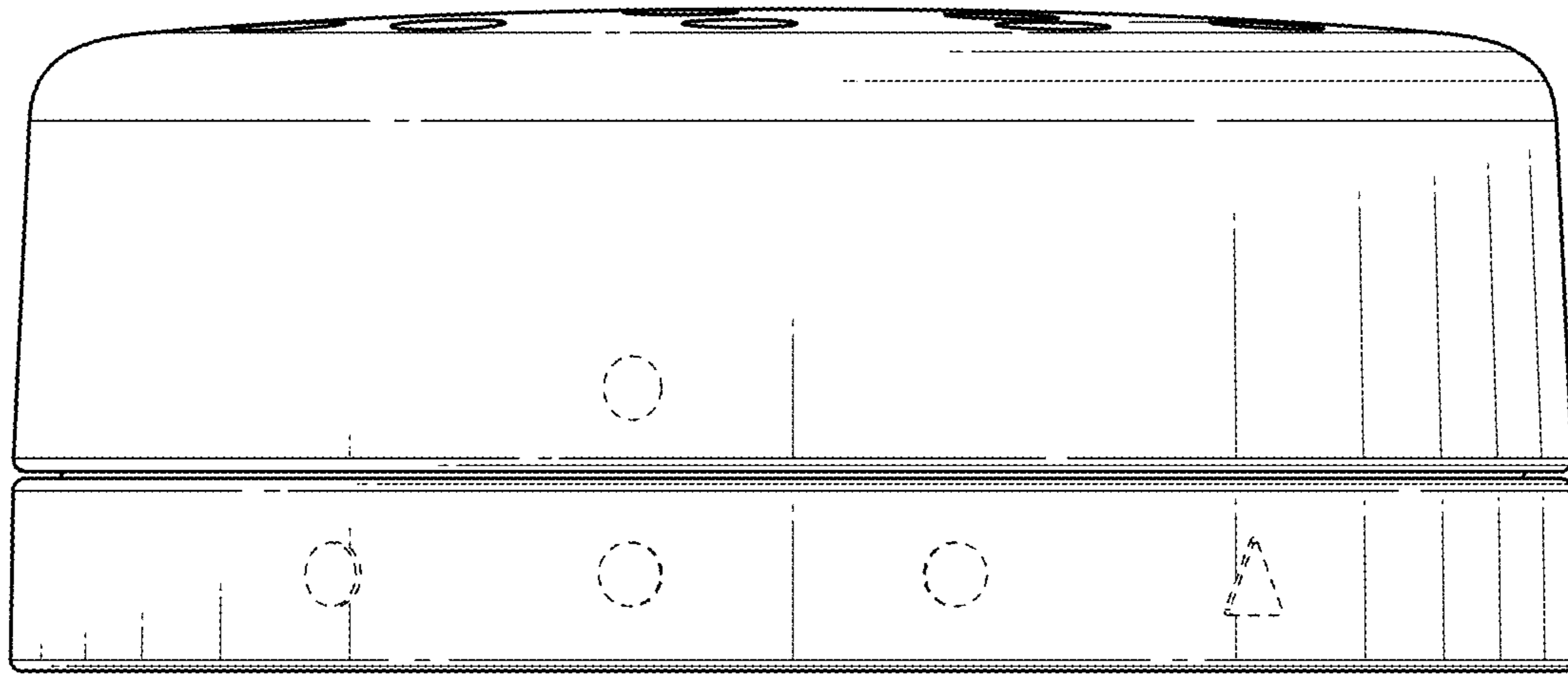


FIG. 2




FIG. 3




FIG. 4




FIG. 5

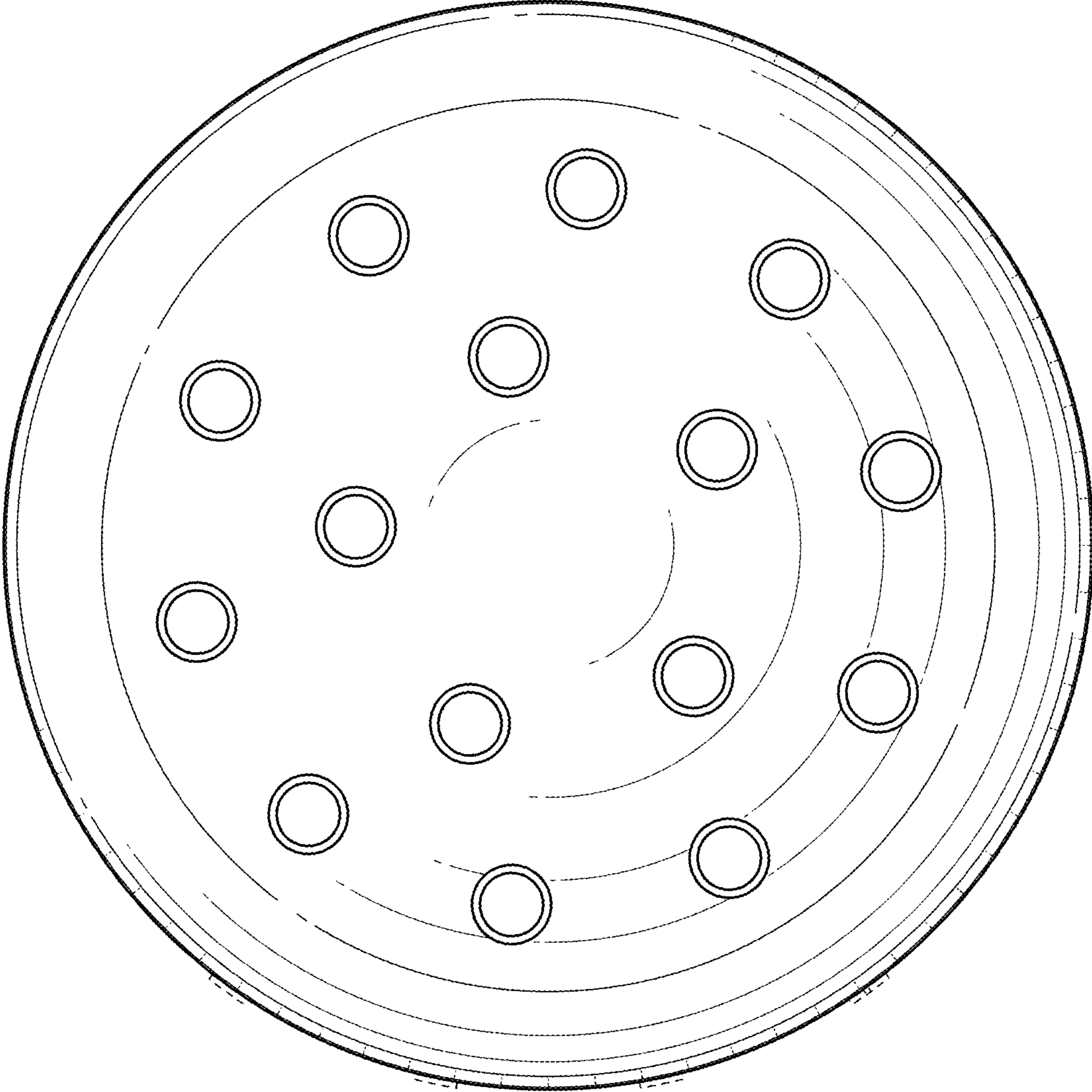


FIG. 6

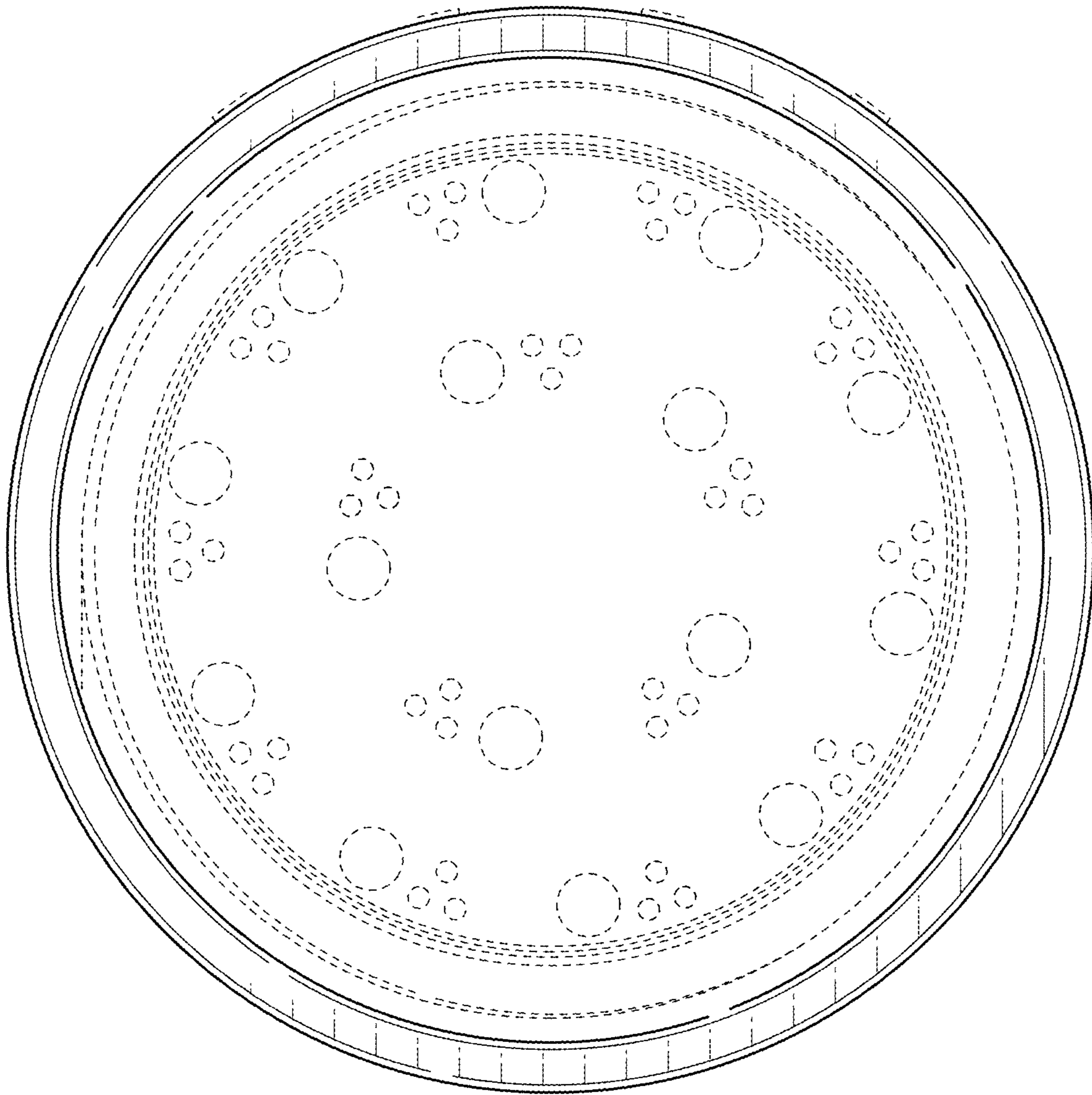


FIG. 7