



US00D943307S

(12) **United States Design Patent**
Alexiou et al.

(10) **Patent No.:** **US D943,307 S**

(45) **Date of Patent:** **** Feb. 15, 2022**

(54) **CUSHION**

(71) Applicant: **SUBPAC, INC.**, San Francisco, CA
(US)

(72) Inventors: **John Thomas Alexiou**, Palo Alto, CA
(US); **Sarosh Sultan Khwaja**, Palo
Alto, CA (US)

(73) Assignee: **SUBPAC, INC.**, San Francisco, CA
(US)

(**) Term: **15 Years**

(21) Appl. No.: **29/746,068**

(22) Filed: **Aug. 11, 2020**

(51) **LOC (13) Cl.** **06-09**

(52) **U.S. Cl.**
USPC **D6/601**

(58) **Field of Classification Search**
USPC D6/595-601, 604, 611; D21/803, 804;
D24/183
CPC A47C 7/12; A47C 7/021; A47C 7/383;
A47C 7/425; A47C 7/428; A47C 7/546;
A47C 16/00; A47C 20/00; A47C 20/02;
A47C 20/021; A47C 20/026; A47C
20/027; A47C 31/11; A47C 27/001; A47C
27/081; A47C 1/146; A47G 9/00; A47G
9/10; A47G 9/07; A47G 9/1027; A47G
9/1045; A47G 9/1054; A47G 9/1063;
A47G 9/1072; A47G 9/1081; A47G
9/109; A47G 2009/1018; A47G
2009/1036

See application file for complete search history.

(56) **References Cited**

U.S. PATENT DOCUMENTS

D226,062 S * 1/1973 Corchran D6/601
D446,032 S * 8/2001 Arcieri D6/354

D552,387 S * 10/2007 Wu D6/366
D595,527 S * 7/2009 Carter D6/601
D621,194 S * 8/2010 Chiang D6/601
D745,293 S * 12/2015 Neman D6/601
D750,927 S * 3/2016 Line D6/716.4
D806,441 S * 1/2018 Pan D6/601
D813,571 S * 3/2018 Weiss G01G 19/445
D6/596
D885,792 S * 6/2020 Peng D6/601
D911,069 S * 2/2021 Lin D6/601
10,945,536 B1 * 7/2021 Alexander A47C 5/00
D925,947 S * 3/2021 Howard D6/596
D927,223 S * 8/2021 Li D6/601
D927,615 S * 8/2021 Leier D21/695
2011/0057498 A1 * 3/2011 Fujita B60N 2/0705
297/452.18

* cited by examiner

Primary Examiner — Jennifer L Rempfer

(74) *Attorney, Agent, or Firm* — Maschoff Brennan

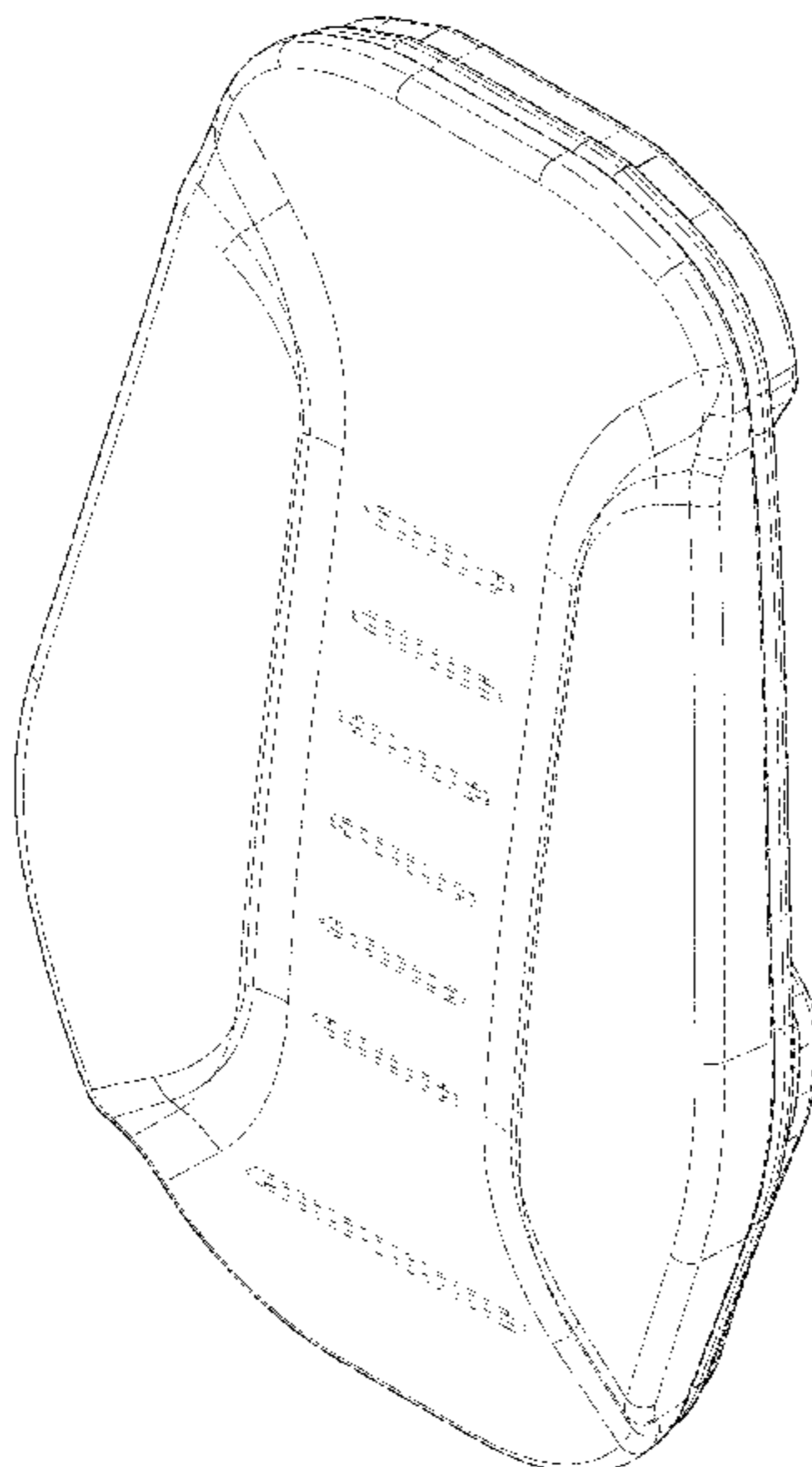
(57) **CLAIM**

The ornamental design for a cushion, as shown and described.

DESCRIPTION

FIG. 1 is a front top-isometric view of an embodiment of a cushion;
FIG. 2 is a back bottom-isometric view of the cushion shown in FIG. 1;
FIG. 3 is a front view of the cushion shown in FIG. 1;
FIG. 4 is a back view of the cushion shown in FIG. 1;
FIG. 5 is a left-side view of the cushion shown in FIG. 1;
FIG. 6 is a right-side view of the cushion shown in FIG. 1;
FIG. 7 is a top view of the cushion shown in FIG. 1; and,
FIG. 8 is a bottom view of the cushion shown in FIG. 1.
The broken lines shown in the figures are for illustrative purposes only and form no part of the claimed design.

1 Claim, 7 Drawing Sheets



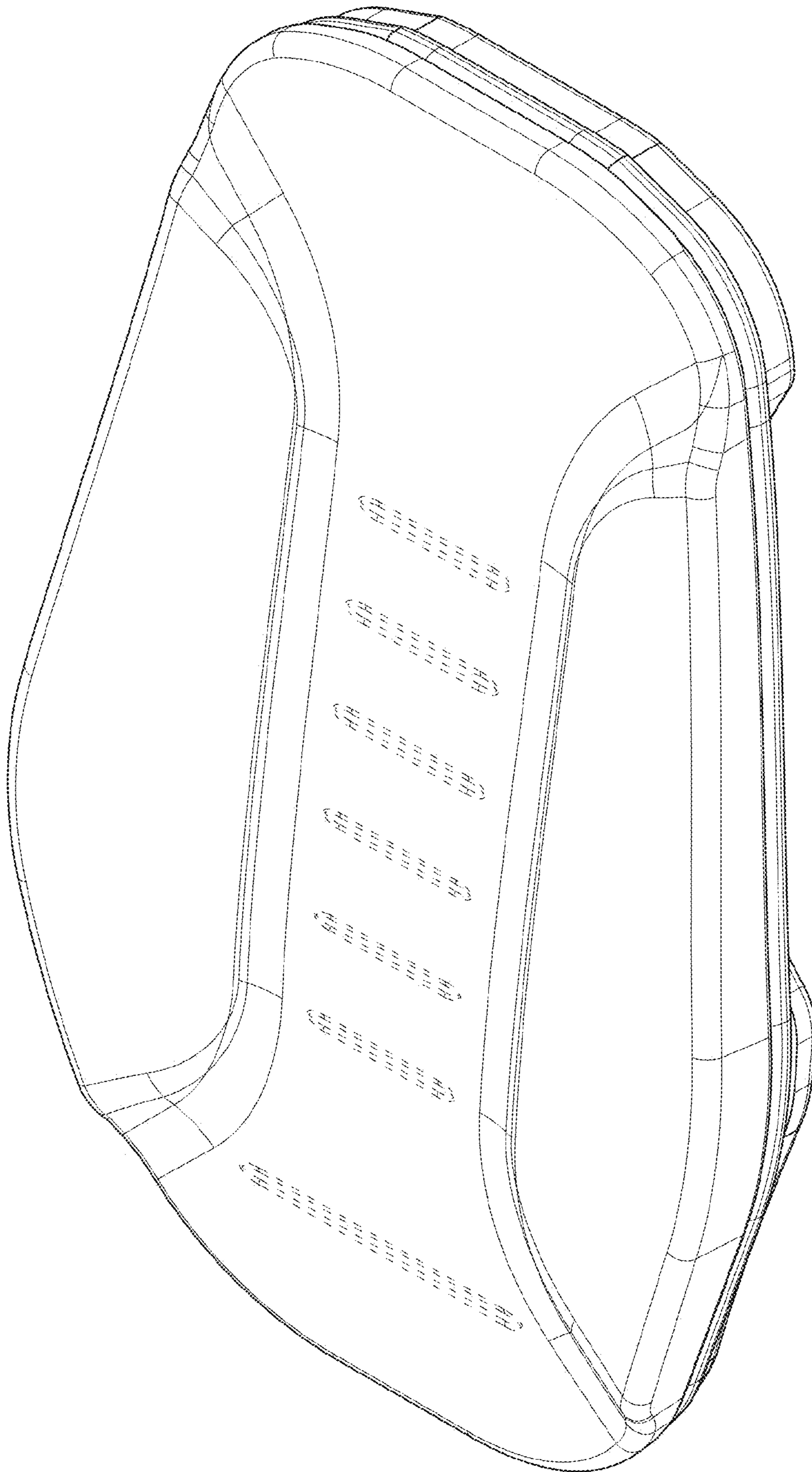


FIG. 1

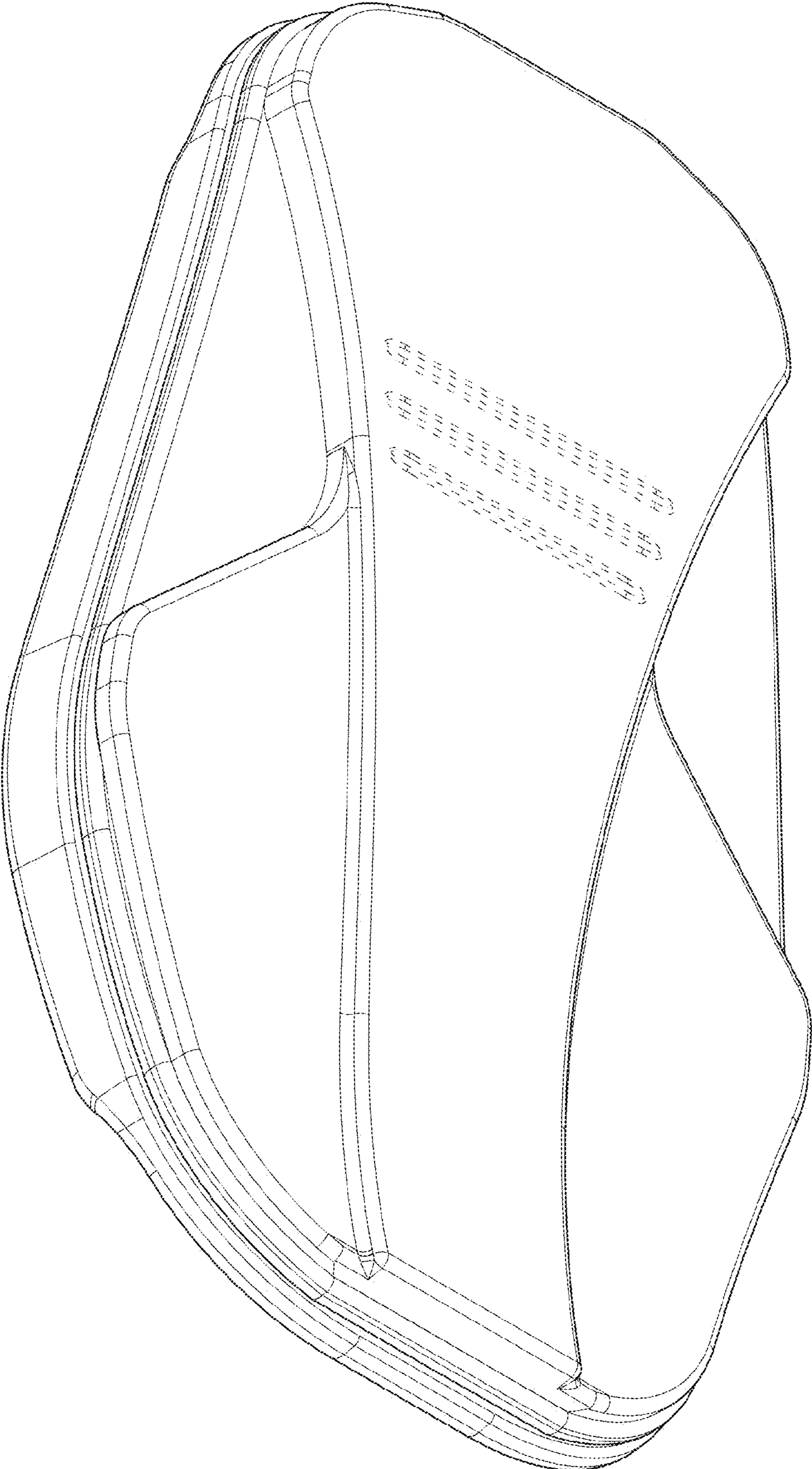


FIG. 2

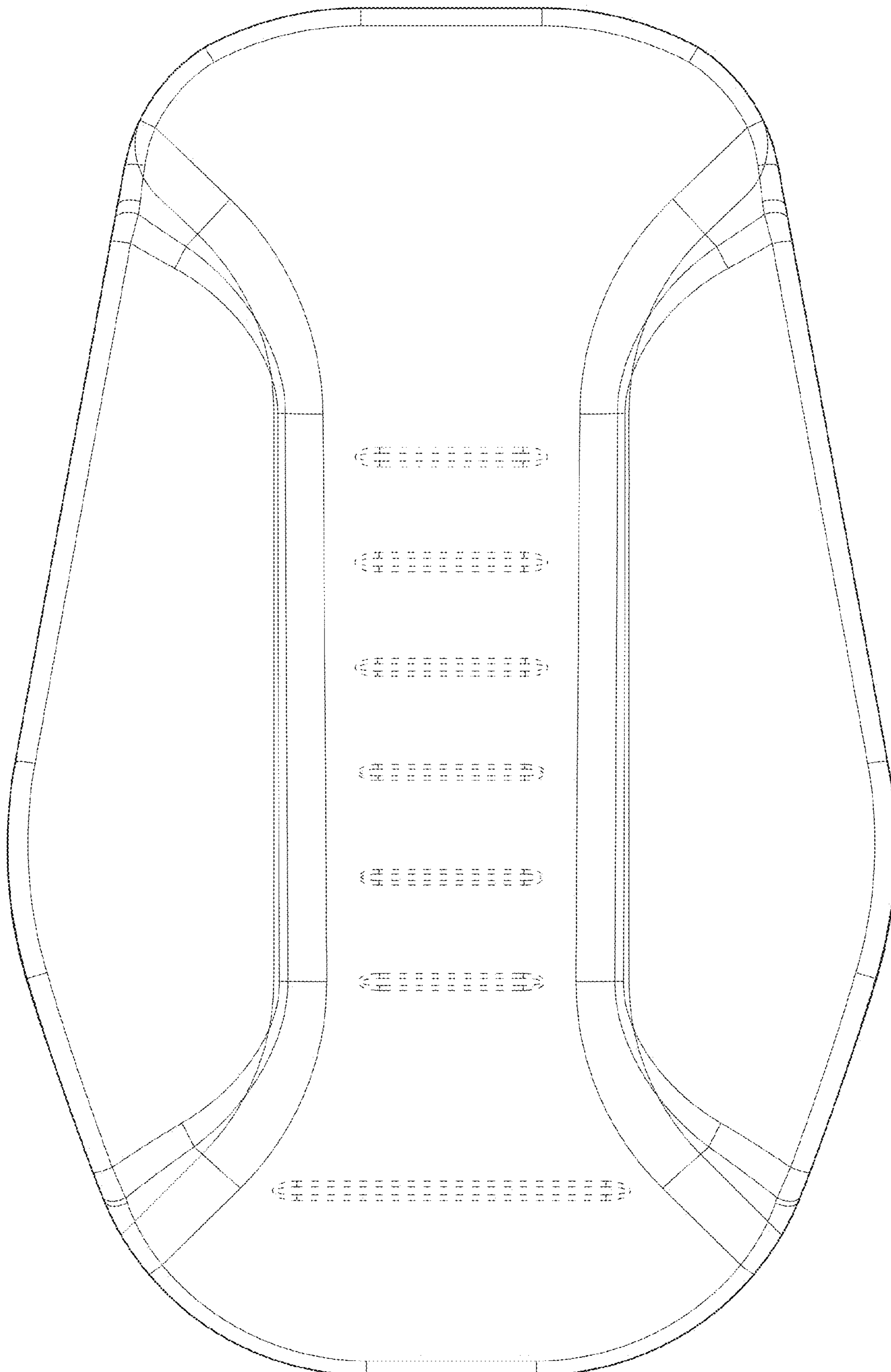


FIG. 3

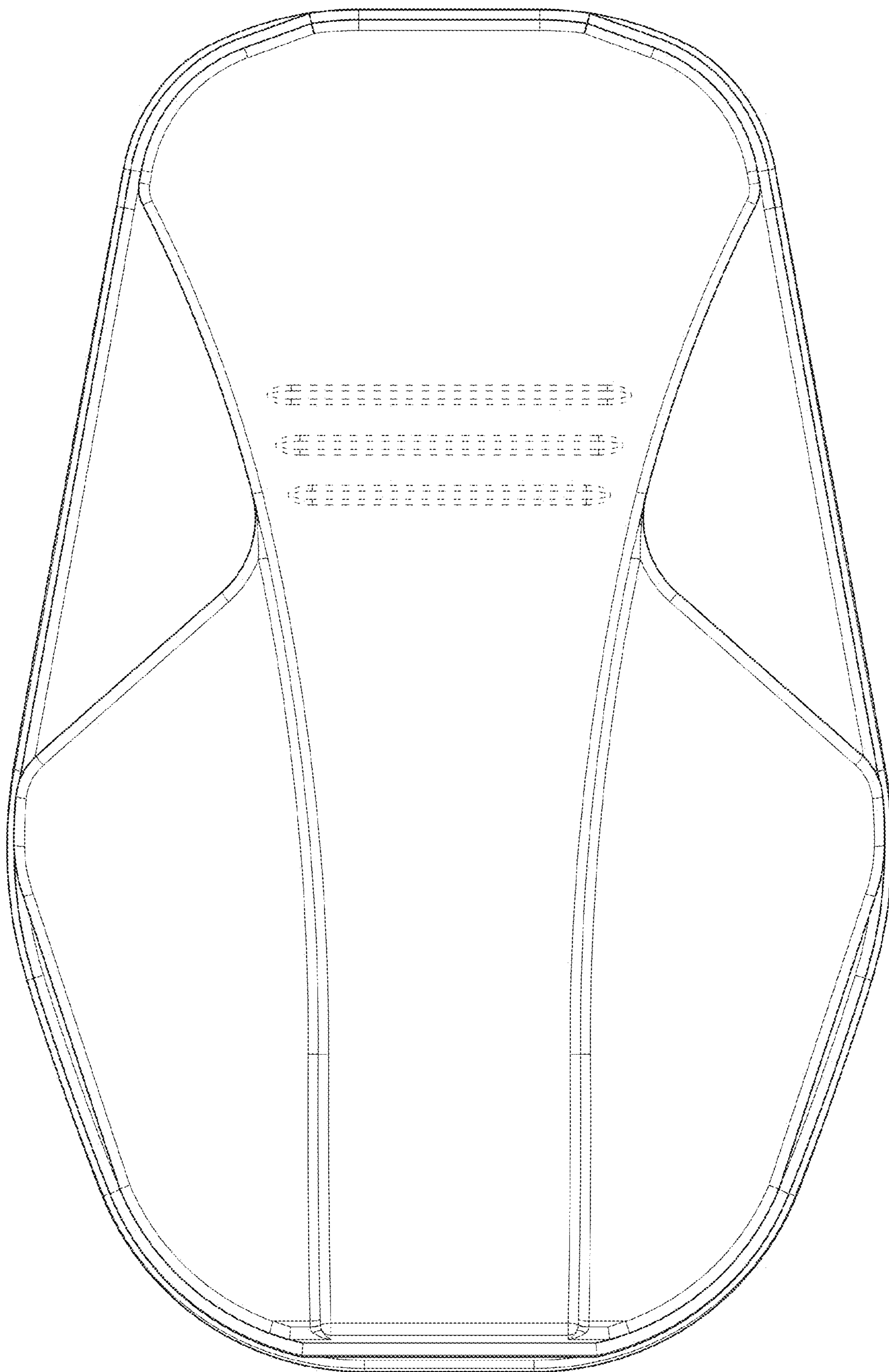


FIG. 4

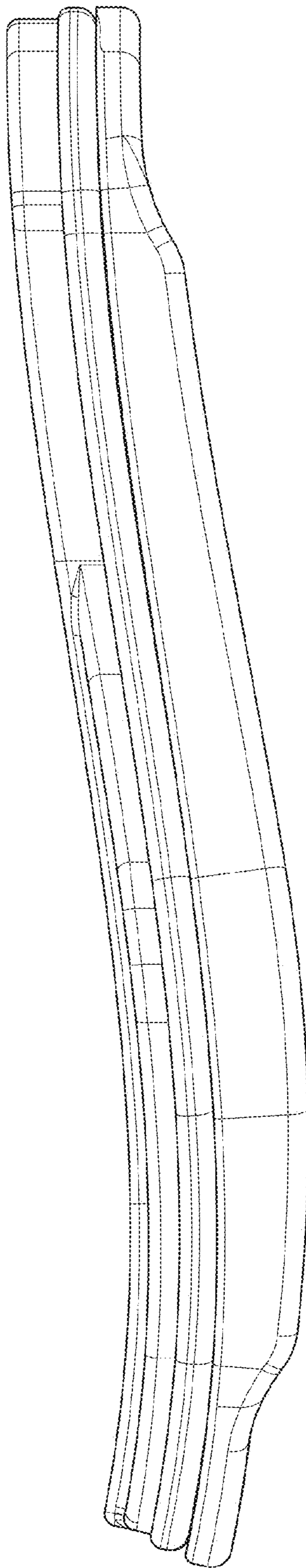


FIG. 5

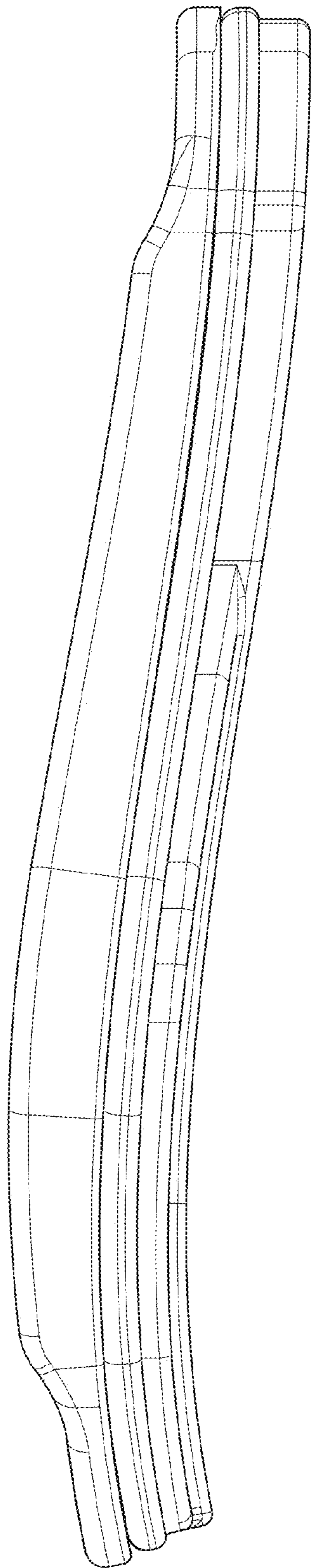


FIG. 6

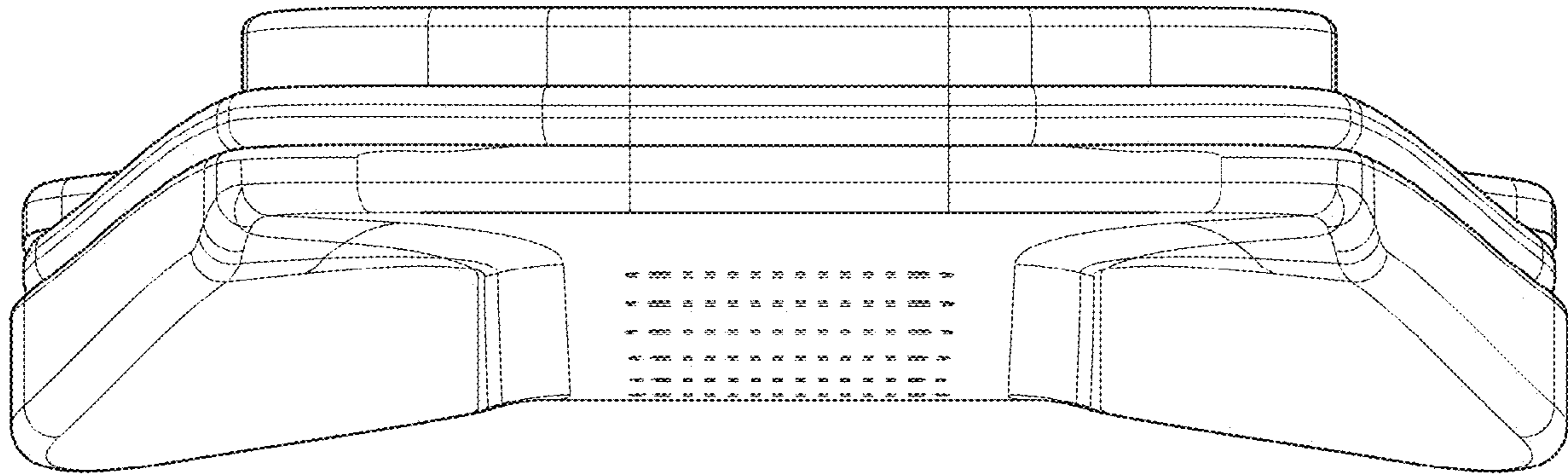


FIG. 7

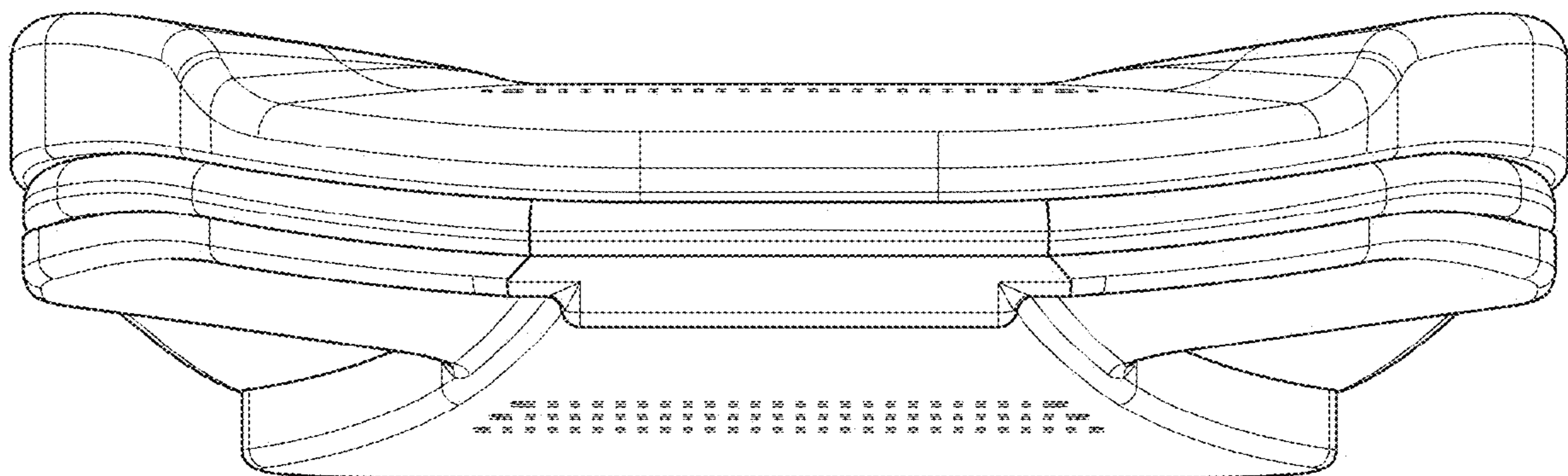


FIG. 8