

US00D943294S

(12) **United States Design Patent** (10) **Patent No.:** **US D943,294 S**
Pedersen et al. (45) **Date of Patent:** **** Feb. 15, 2022**

(54) **DISPLAY FIXTURE**

(71) Applicant: **TARGET BRANDS, INC.**,
Minneapolis, MN (US)
(72) Inventors: **Sara Lynne Pedersen**, Minneapolis,
MN (US); **Grace Catherine Manuel**,
Minneapolis, MN (US); **Scott E.**
Denby, Minneapolis, MN (US); **Jeremy**
A. Clark, Minneapolis, MN (US); **Erin**
L. Zobel, Minneapolis, MN (US)

(73) Assignee: **TARGET BRANDS, INC.**,
Minneapolis, MN (US)

(**) Term: **15 Years**

(21) Appl. No.: **29/692,894**

(22) Filed: **May 29, 2019**

(51) **LOC (13) Cl.** **06-06**

(52) **U.S. Cl.**
USPC **D6/332**

(58) **Field of Classification Search**
USPC D6/332, 672, 675, 675.1, 681, 682.2
CPC A47F 5/00; A47F 5/005; A47F 5/0815;
A47F 5/0846; E04B 2/7854; E04B
2/7433; E04B 2/7416; E04B 2/7407;
E04B 2/74; E04B 2/72

See application file for complete search history.

(56) **References Cited**

U.S. PATENT DOCUMENTS

D26,227 S * 10/1896 Selkirk D25/58
1,363,187 A 12/1920 Miller
3,565,152 A * 2/1971 Cohn, Jr. A47G 5/00
160/135

(Continued)

FOREIGN PATENT DOCUMENTS

GB 498323 1/1939

OTHER PUBLICATIONS

“T-Shaped Office Cubicle Partition”, printed from www.
modernofficepartitions.com/products/75-l-x-35-w-x-35-w-x-51-h-
office-partition-maple-wood-grain-translucent-modern-room-
divider, publicly available at least as early as Mar. 25, 2019 (2
pages).

(Continued)

Primary Examiner — Kelley A Donnelly
(74) *Attorney, Agent, or Firm* — JoAnn M. Seaton;
Griffiths & Seaton PLLC

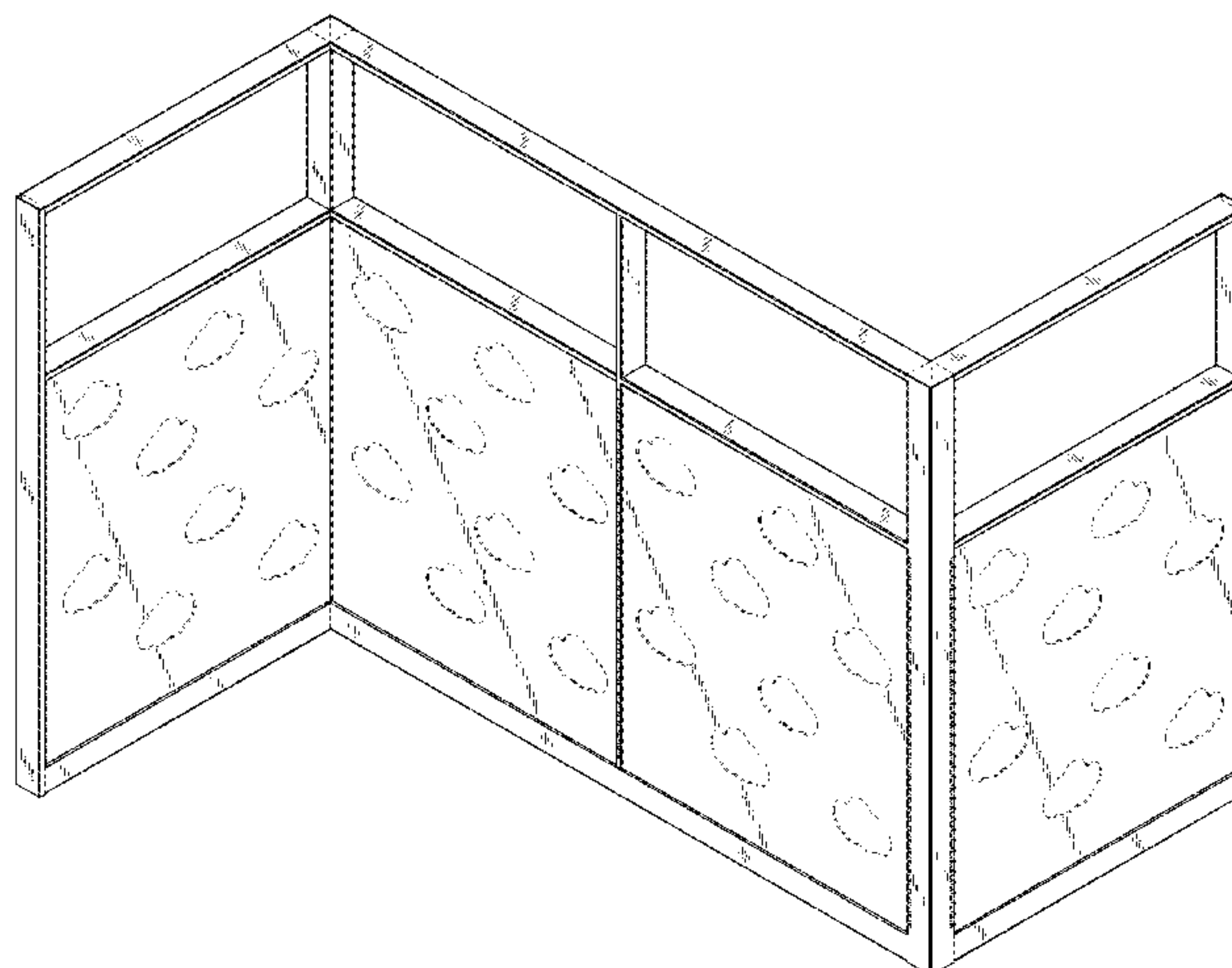
(57) **CLAIM**

The ornamental design for a display fixture, as shown and
described.

DESCRIPTION

FIG. 1 is a top, front perspective view of a display fixture
showing a first embodiment of our new design;
FIG. 2 is a front view thereof;
FIG. 3 is a rear view thereof;
FIG. 4 is a right side view thereof;
FIG. 5 is a left side view thereof; and
FIG. 6 is a top view thereof.
FIG. 7 is a top, front perspective view of a display fixture
showing a second embodiment of our new design;
FIG. 8 is a front view thereof;
FIG. 9 is a rear view thereof;
FIG. 10 is a right side view thereof;
FIG. 11 is a left side view thereof; and
FIG. 12 is a top view thereof.
FIG. 13 is a top, front perspective view of a display fixture
showing a third embodiment of our new design;
FIG. 14 is a front view thereof;
FIG. 15 is a rear view thereof;
FIG. 16 is a right side view thereof;
FIG. 17 is a left side view thereof; and,
FIG. 18 is a top view thereof.

(Continued)



In the drawings, the broken lines depict unclaimed subject matter only. Bottom views are omitted as bottom surfaces of the display fixture are not claimed.

1 Claim, 18 Drawing Sheets

7,213,632	B1 *	5/2007	Goldstein	A47G 5/00
					160/135
D584,071	S *	1/2009	Weigand	D6/682
D607,670	S	1/2010	Trinh et al.		
9,609,961	B2 *	4/2017	Lindblom	A47F 5/103
D916,317	S *	4/2021	Butler	D25/48.5
2003/0183349	A1	10/2003	Gresham et al.		
2013/0111827	A1	5/2013	Hartwell et al.		

(56)

References Cited

U.S. PATENT DOCUMENTS

3,592,289	A *	7/1971	Aysta	E04B 2/7429
					160/135
3,677,322	A *	7/1972	Brorson	E06B 9/0669
					160/135
4,932,172	A *	6/1990	Maas	E04B 2/7427
					312/297
4,958,671	A	9/1990	Bove		
5,287,909	A	2/1994	King et al.		
D345,018	S *	3/1994	Maas	D25/48.4
6,009,930	A *	1/2000	Jantschek	A47G 5/00
					160/135
D485,995	S	2/2004	Berg et al.		

OTHER PUBLICATIONS

“Folding Privacy Screen”, printed from www.versare.com/the-privacy-screen.html?recrawl&gclid=EAlaIqobChMIqqeV, publicly available at least as early as Mar. 25, 2019 (11 pages).
 “Flourish Zig Zag Mesh Panels Three-Panel Display Walls”, printed from www.dickblick.com/products/flourish-zig-zag-meshpanels-three-panel-display-walls/, publicly available at least as early as Dec. 16, 2011, per <http://web.archive.org> (3 pages).
 “GOF T-Shaped Freestanding Partition”, printed from www.walmart.com/ip/GOF-T-Shaped-Freestanding-Partition-36D-x-72W-x-48H-Office-Room-Divider, publicly available at least as early as Mar. 25, 2019 (2 pages).
 U.S. Appl. No. 29/692,889, filed May 29, 2019 (15 pages).

* cited by examiner

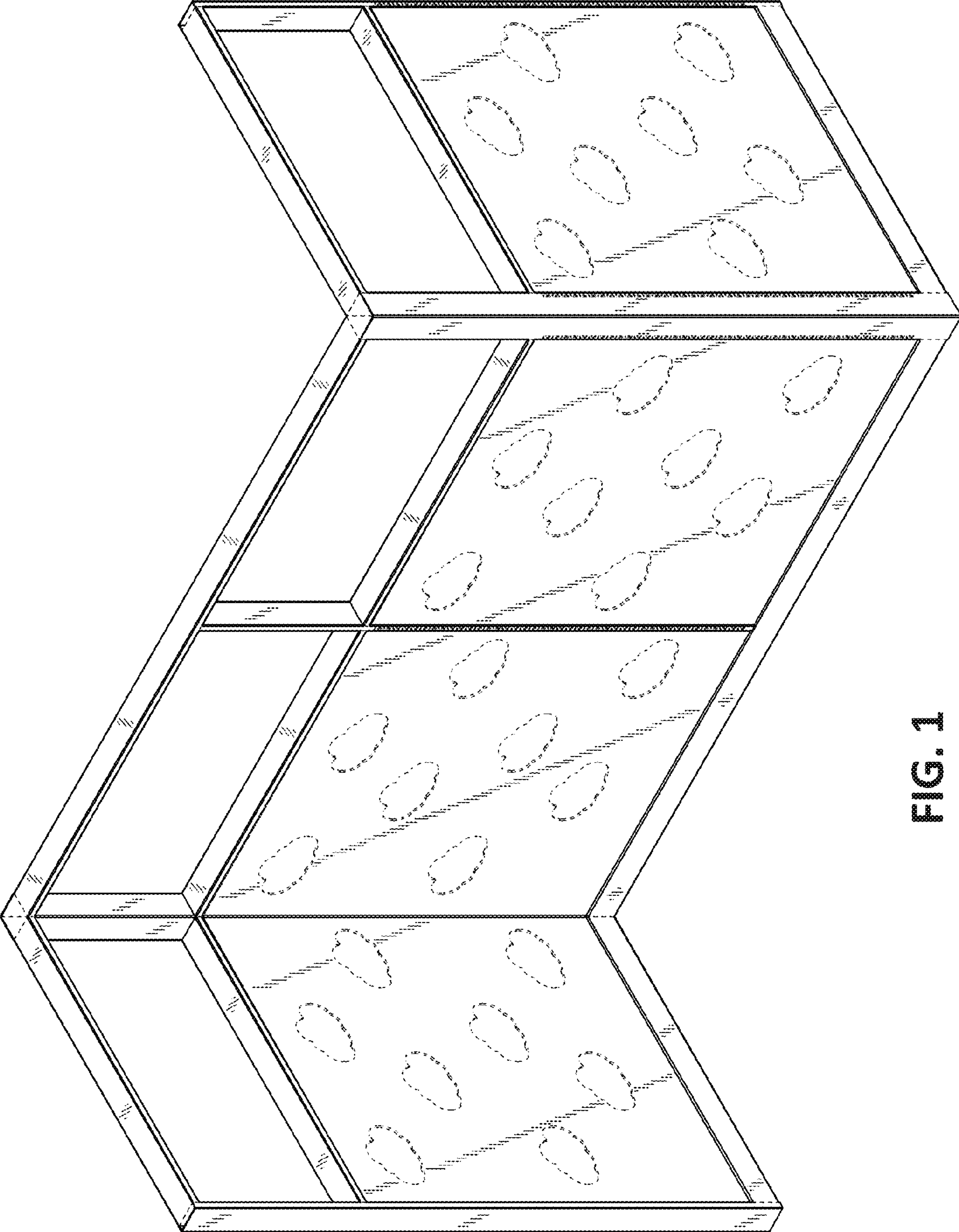


FIG. 1




FIG. 2




FIG. 3




FIG. 4

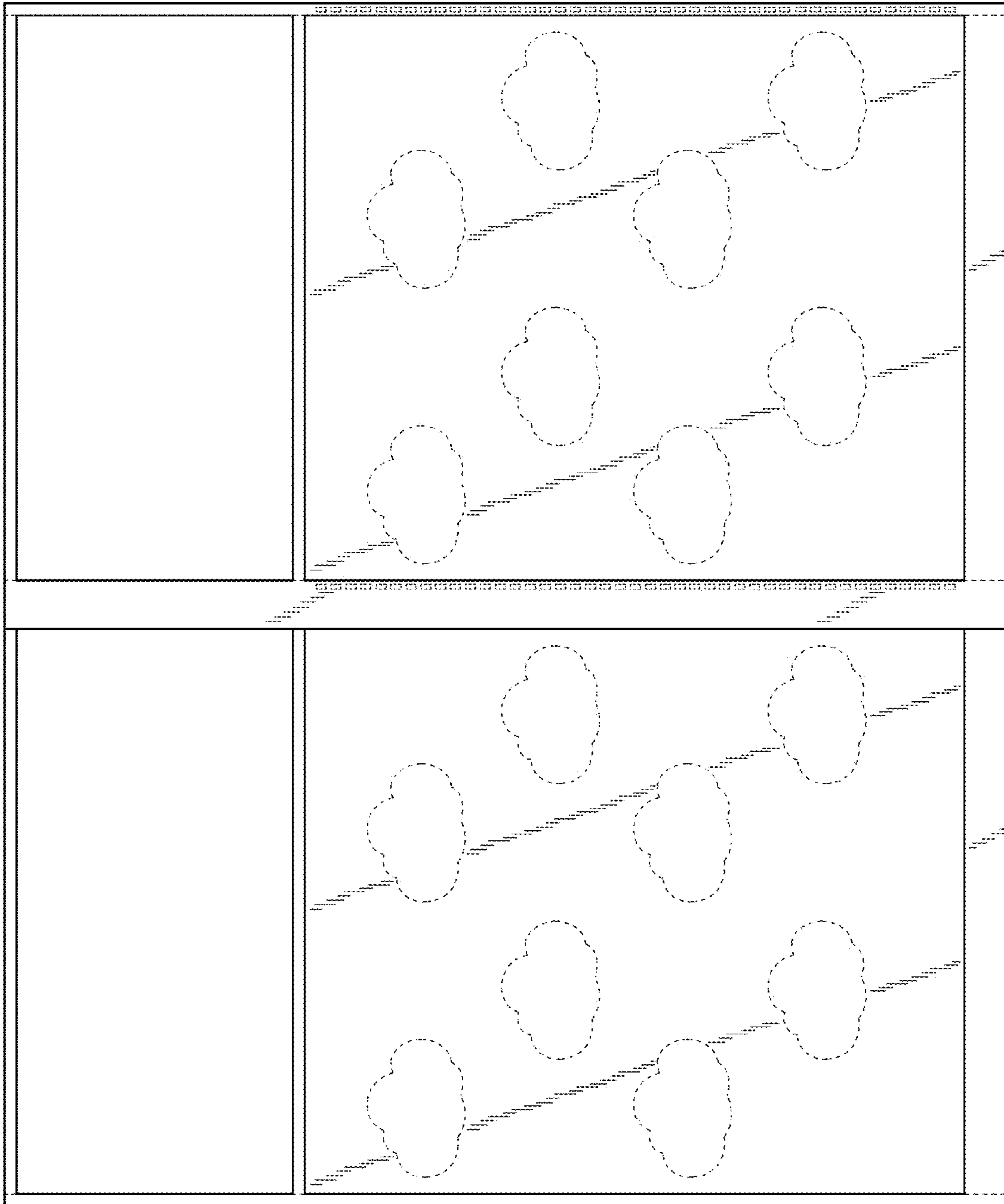


FIG. 5



FIG. 6

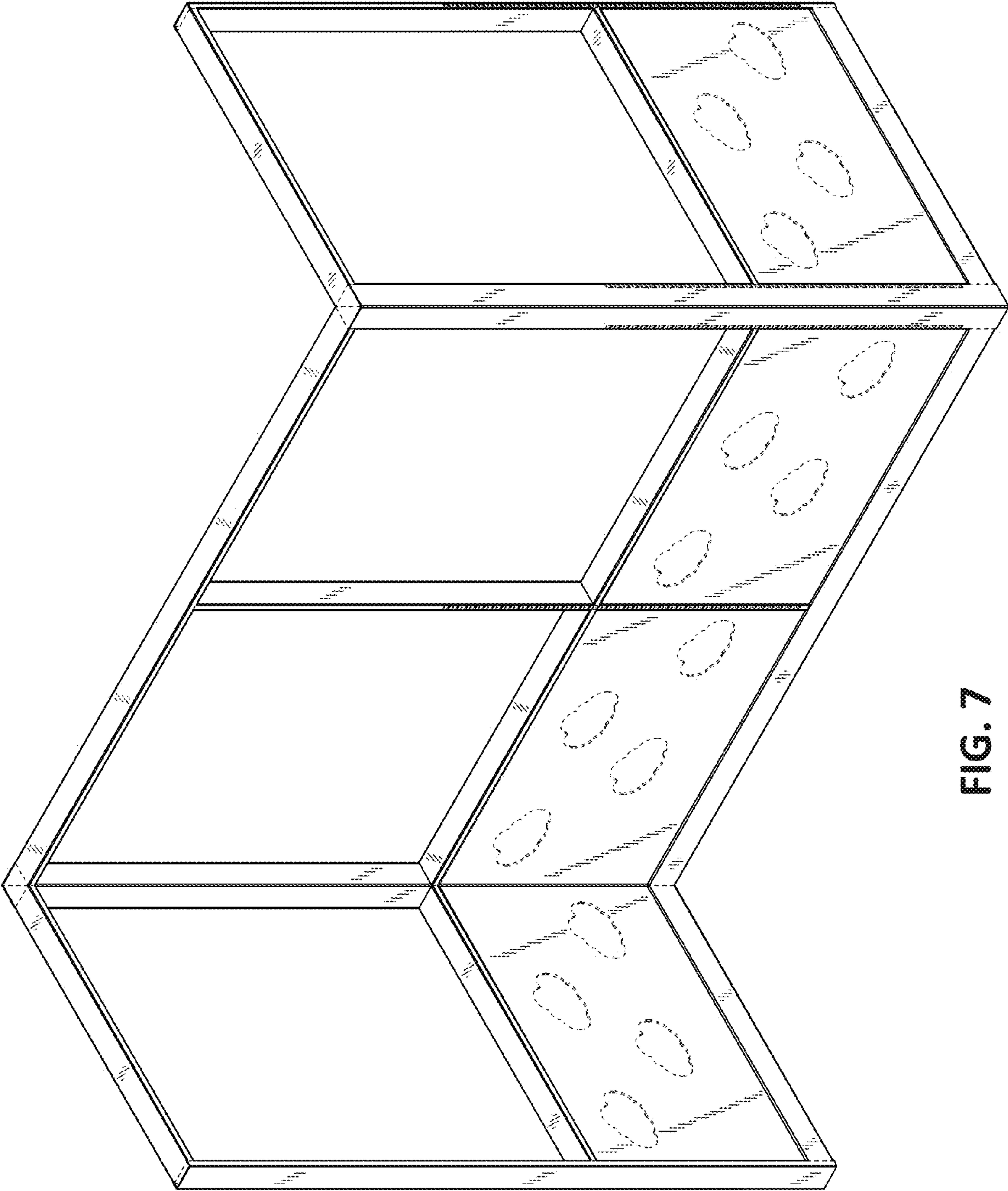


FIG. 7




FIG. 8




FIG. 9




FIG. 10




FIG. 11




FIG. 12

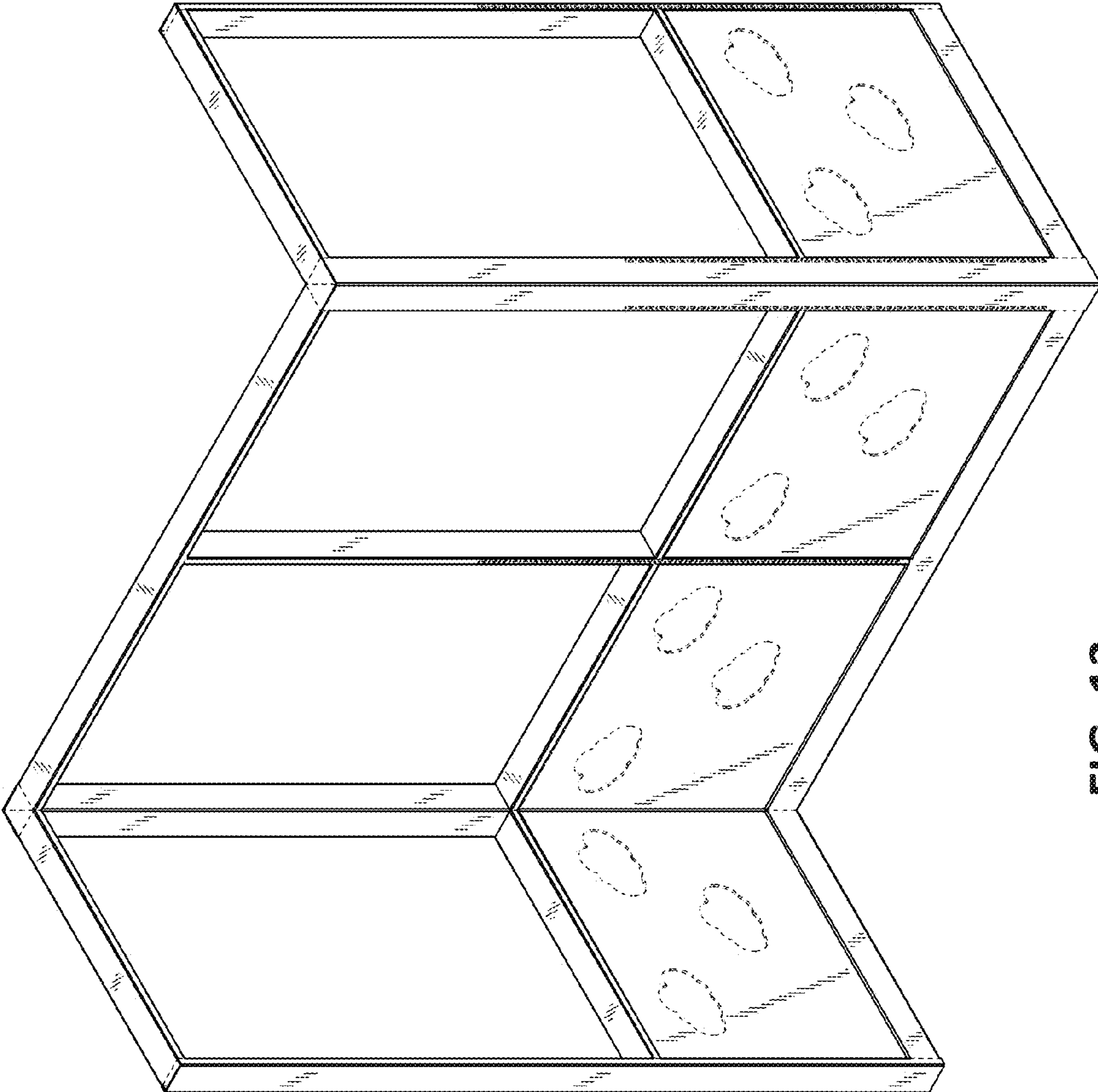


FIG. 13

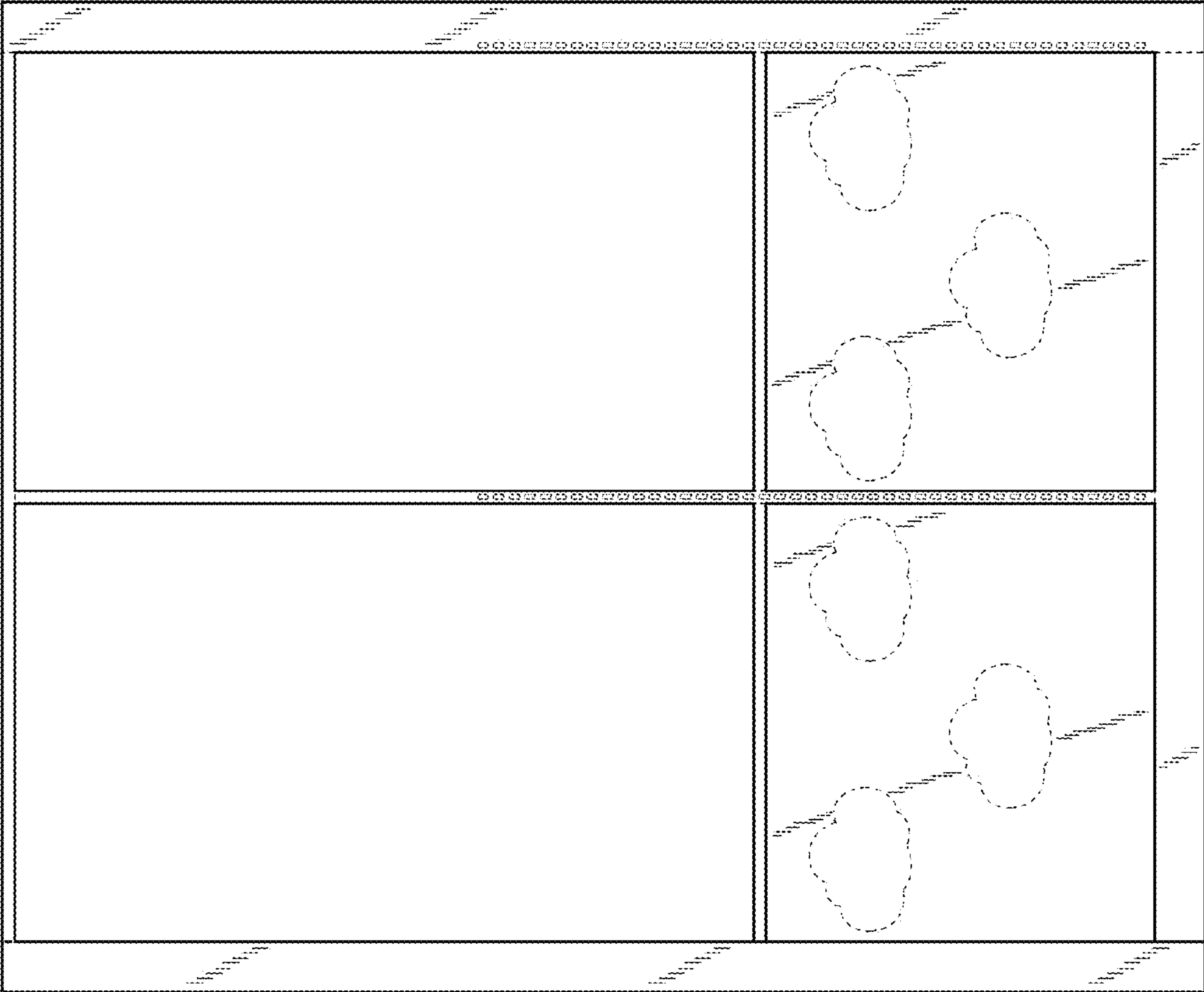


FIG. 14

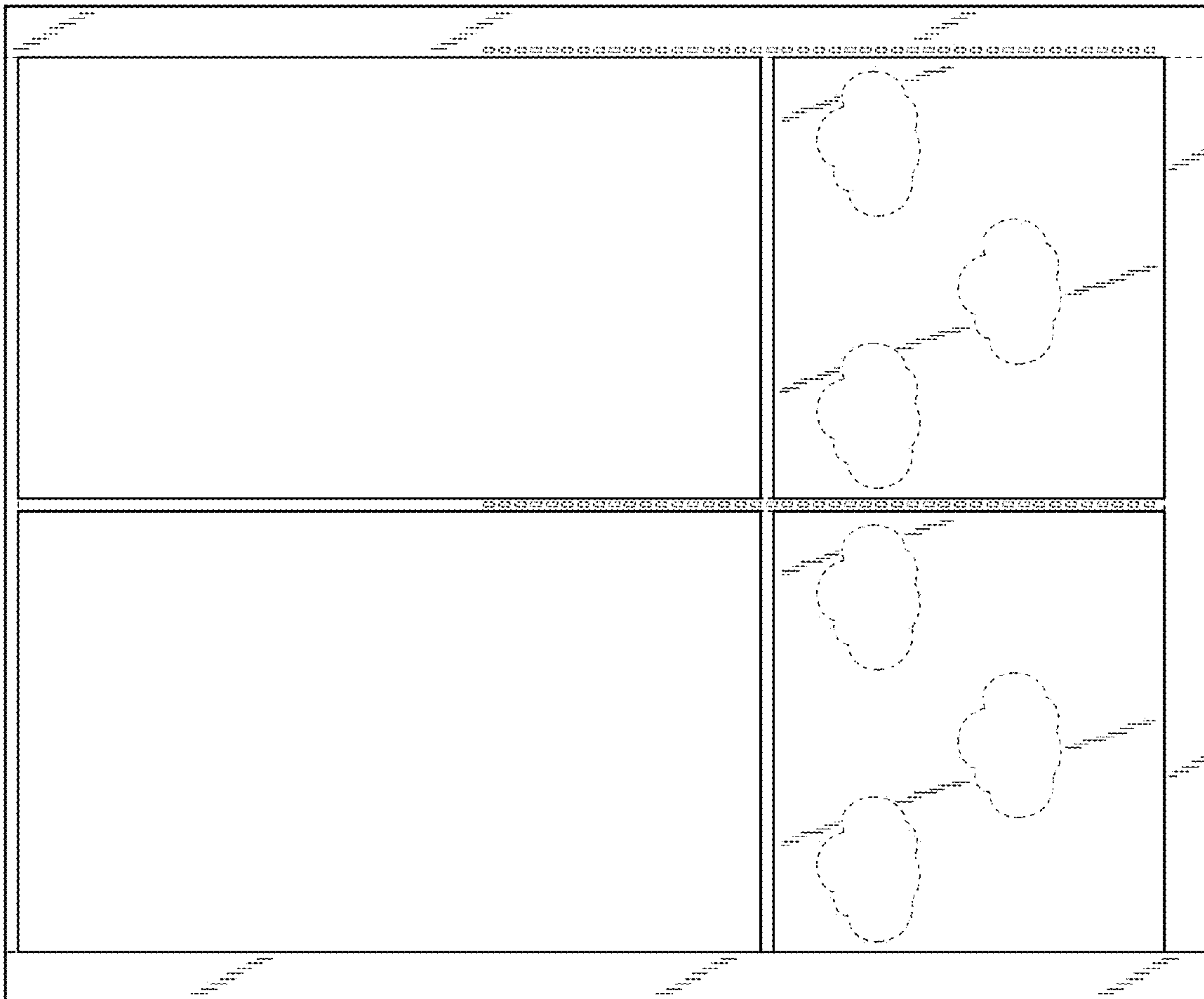


FIG. 15

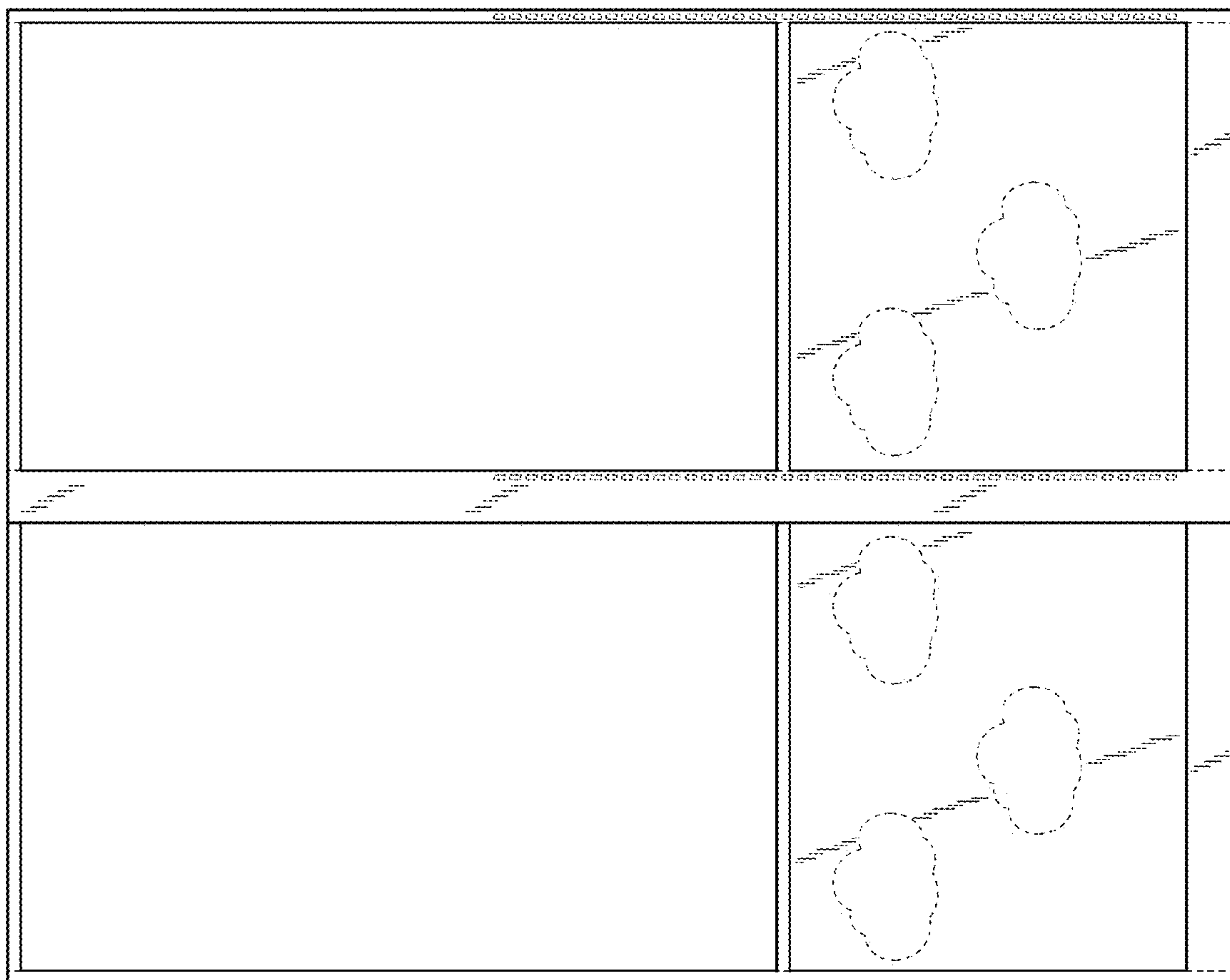


FIG. 16

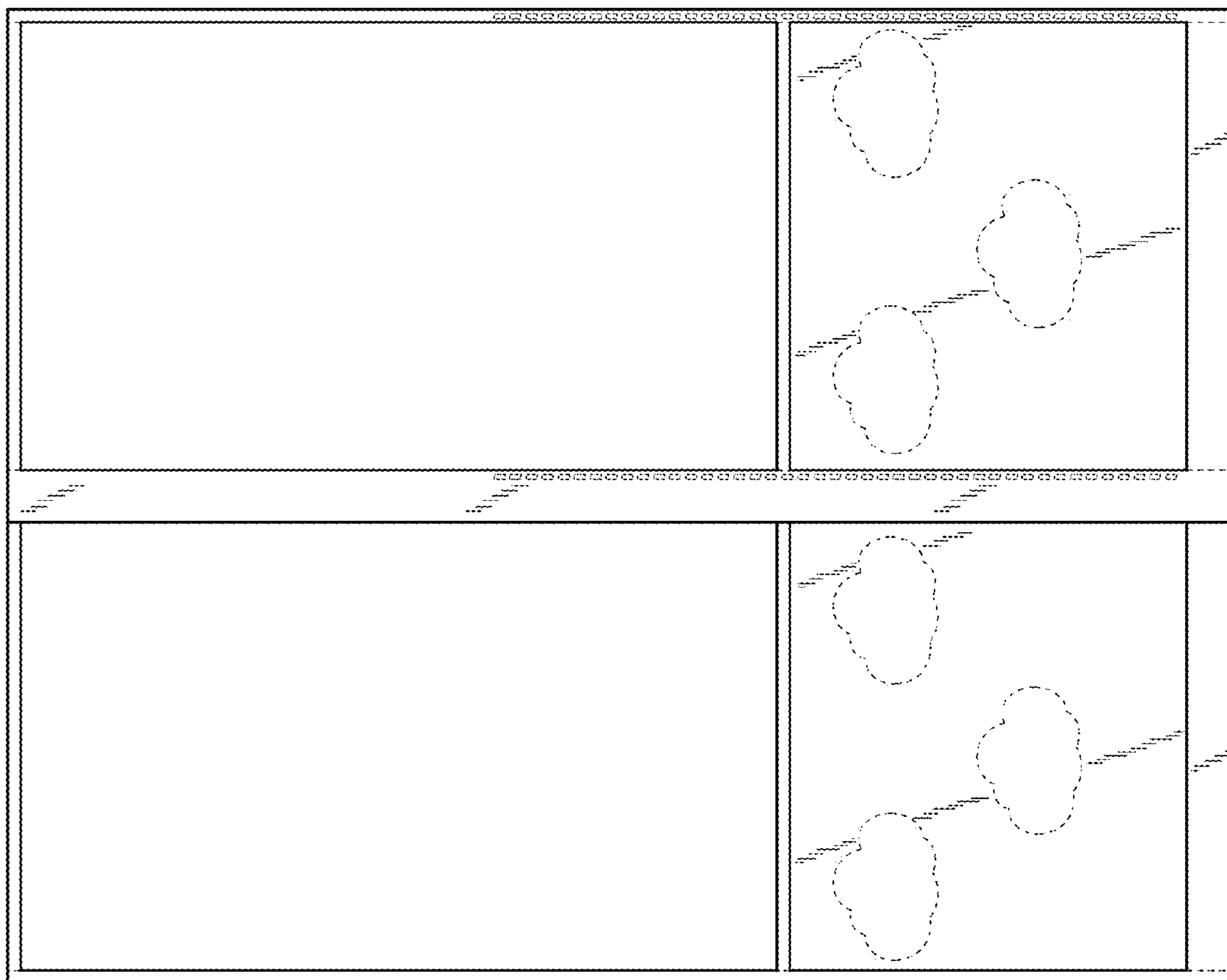


FIG. 17




FIG. 18