



US00D943289S

(12) **United States Design Patent**
Crisp et al.

(10) **Patent No.:** **US D943,289 S**

(45) **Date of Patent:** **** Feb. 15, 2022**

(54) **BRUSH HEAD GRIP**

(71) Applicants: **Gregory Crisp**, North Hills, CA (US);
Grant S. Parrinello, Chatsworth, CA
(US)

(72) Inventors: **Gregory Crisp**, North Hills, CA (US);
Grant S. Parrinello, Chatsworth, CA
(US)

(**) Term: **15 Years**

(21) Appl. No.: **29/738,810**

(22) Filed: **Jun. 19, 2020**

(51) **LOC (13) Cl.** **04-01**

(52) **U.S. Cl.**
USPC **D4/138; D4/129**

(58) **Field of Classification Search**
USPC D4/100, 127, 128, 130, 132, 133, 134,
D4/135, 136, 137, 138, 199; D32/40, 50,
D32/51, 17, 19, 15, 35
CPC A46B 5/02; A46B 5/021; A46B 9/021;
A46B 2200/104
See application file for complete search history.

(56) **References Cited**

U.S. PATENT DOCUMENTS

D405,570 S	2/1999	Broecking	
D470,633 S	2/2003	Kitts	
D479,636 S	9/2003	Kitts	
D547,954 S *	8/2007	Thurin	D32/52
D563,676 S *	3/2008	Knopow	D4/137
D588,765 S	3/2009	Medema	
7,509,925 B2	3/2009	Embry	
7,517,411 B2 *	4/2009	Hornsby	A47L 11/12 134/6
D597,715 S	8/2009	Barker	
D601,348 S *	10/2009	Choi	D4/130
D606,716 S	12/2009	Crevling	
D607,621 S	1/2010	Siegler	
D621,566 S	8/2010	Crawley	
7,963,253 B1	6/2011	Bauknecht	

D644,030 S *	8/2011	Gates	D4/138
D649,309 S	11/2011	Spann	
D652,188 S	1/2012	Escobar	
D657,573 S *	4/2012	Neumann	D4/137

(Continued)

OTHER PUBLICATIONS

Design U.S. Appl. No. 29/738,814, filed Jun. 19, 2020; Crisp and Parrinello; "An Adapter for Hose Head."
(Continued)

Primary Examiner — Karen E Eldridge Powers
(74) *Attorney, Agent, or Firm* — Law Office of David Hong

(57) **CLAIM**

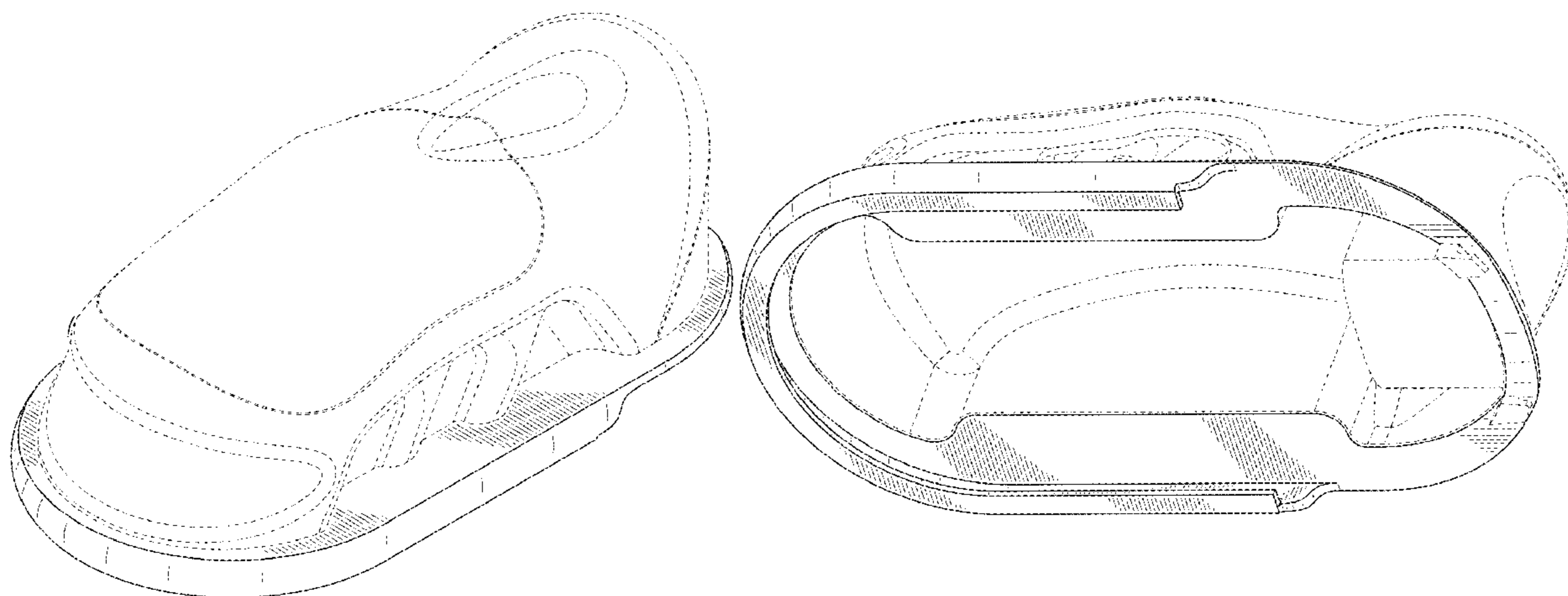
The ornamental design for a brush head grip, as shown and described.

DESCRIPTION

FIG. 1 is a top, front and right side perspective view of our new design for a brush head grip;
FIG. 2 is a bottom, rear and left side perspective view of the embodiment shown in FIG. 1;
FIG. 3 is a front elevation view of the embodiment shown in FIG. 1;
FIG. 4 is a rear elevation view of the embodiment shown in FIG. 1;
FIG. 5 is a left-side elevation view of the embodiment shown in FIG. 1; the right side elevation view is a mirror image of FIG. 5;
FIG. 6 is a top plan elevation view of the embodiment shown in FIG. 1; and,
FIG. 7 is a bottom plan view of the embodiment shown in FIG. 1.

The broken lines shown in the drawing views are included for the purpose of showing environmental structure that forms no part of the claimed design.

1 Claim, 5 Drawing Sheets



(56)

References Cited

U.S. PATENT DOCUMENTS

8,336,558 B2 12/2012 Hurwitz
8,555,819 B1 10/2013 McFarland
D725,856 S 3/2015 Schultz
D740,568 S * 10/2015 Shafer D4/114
D764,731 S * 8/2016 Tunze D32/35
D774,156 S 12/2016 Esch
9,974,381 B2 * 5/2018 Shafer A46B 9/02
D867,703 S * 11/2019 Baxter D32/35
D874,771 S * 2/2020 Meyer D32/40
10,576,509 B2 * 3/2020 Perlas C11D 17/041
D904,704 S * 12/2020 Buckley D32/15
2010/0143024 A1 6/2010 Hurwitz

OTHER PUBLICATIONS

Design U.S. Appl. No. 29/738,812, filed Jun. 19, 2020; Crisp and Parrinello; "Brush Head Insert".

Design U.S. Appl. No. 29/738,810, filed Jun. 19, 2020; Crisp and Parrinello; "Brush Head Grip".

Design U.S. Appl. No. 29/738,809, filed Jun. 19, 2020; Crisp and Parrinello; "Brush Head Grip".

* cited by examiner




FIG. 1

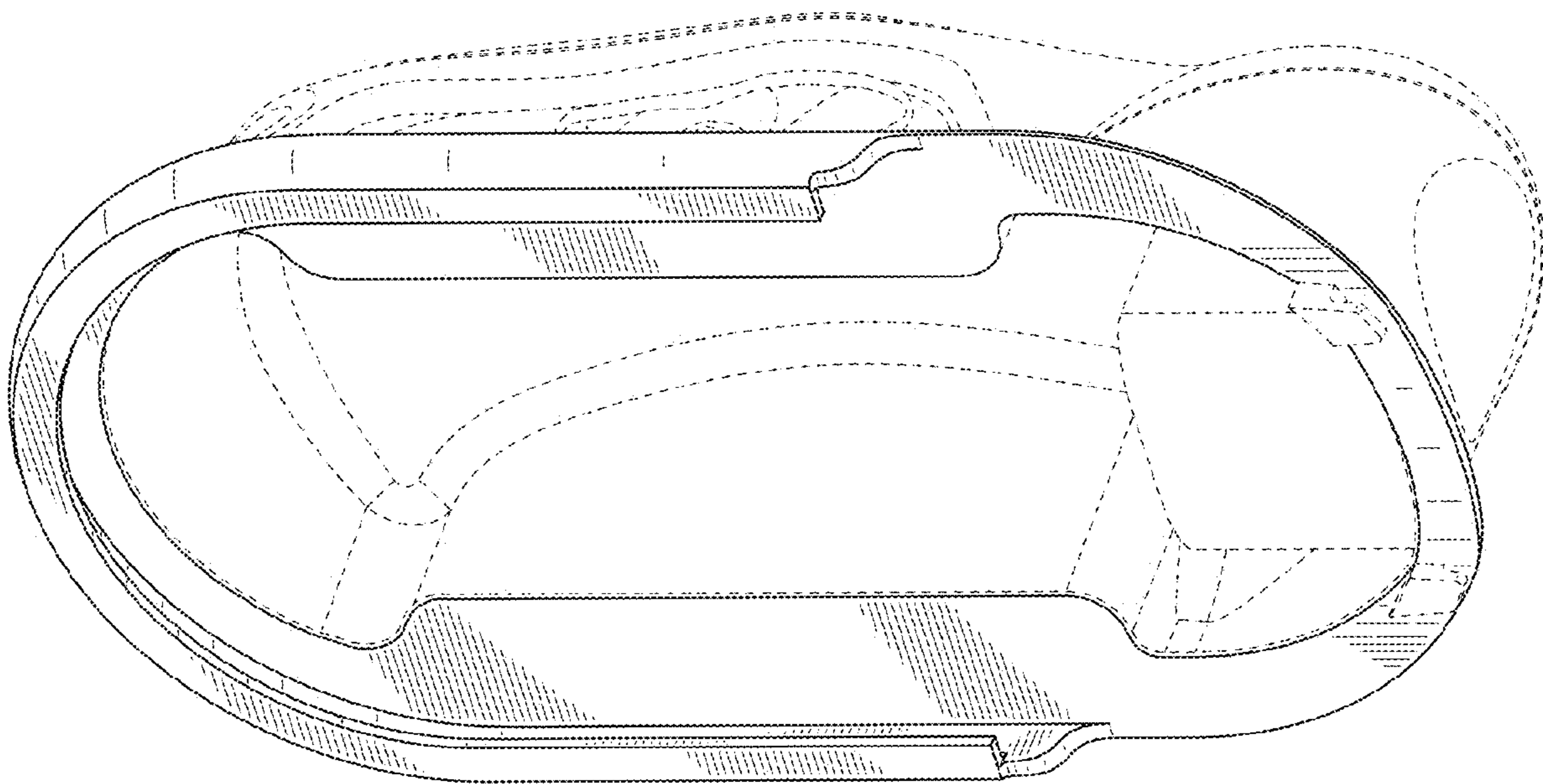


FIG. 2

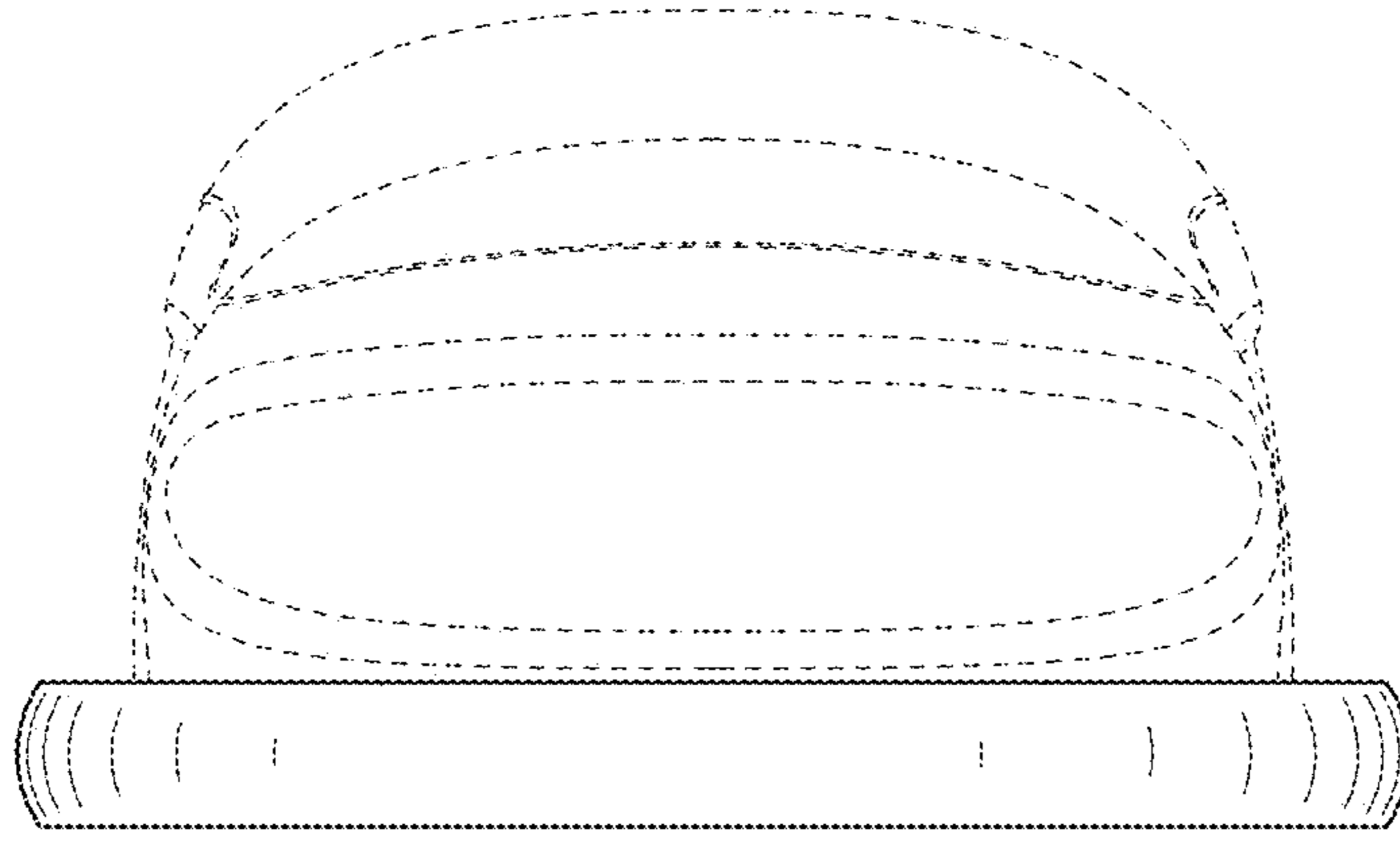


FIG. 3

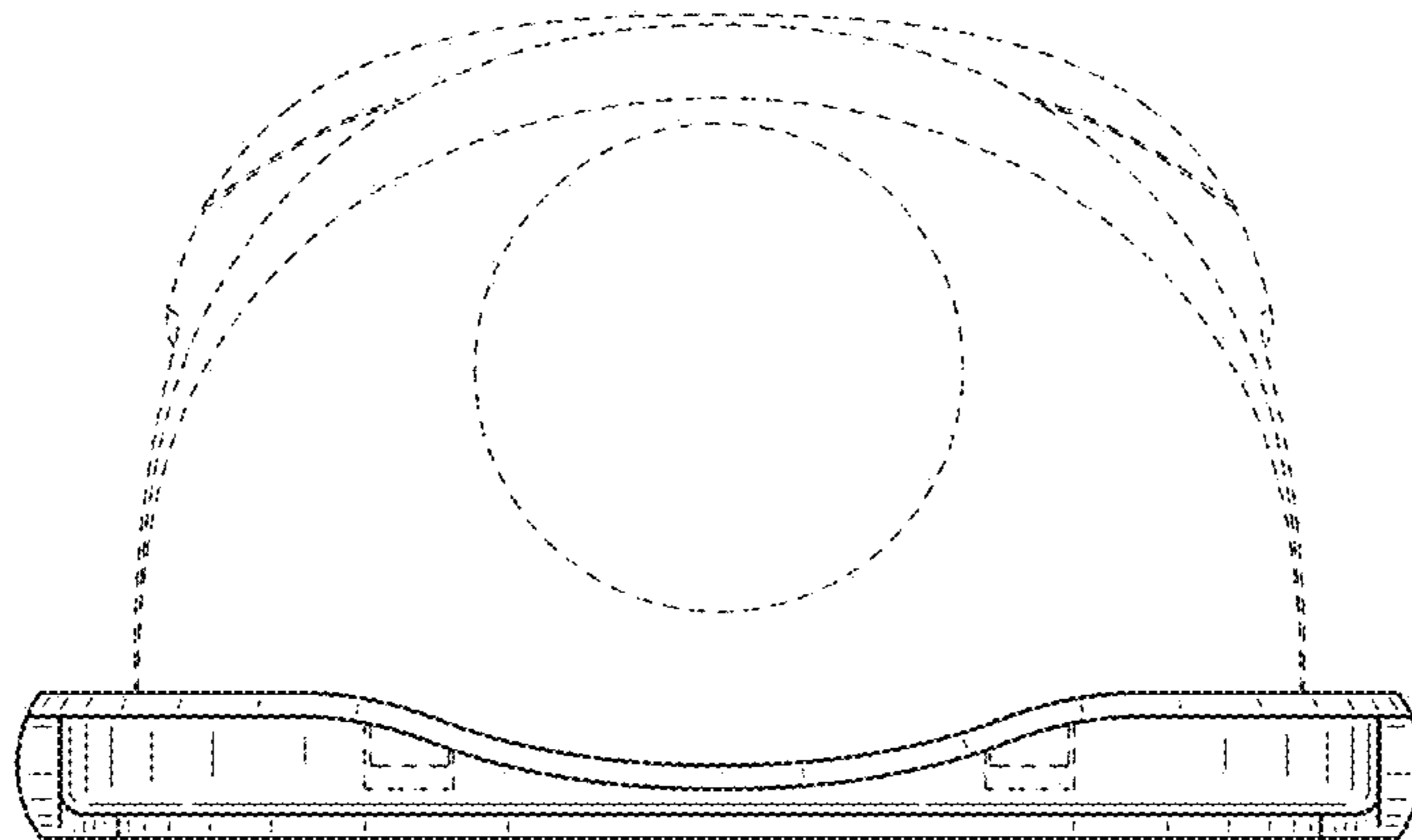


FIG. 4

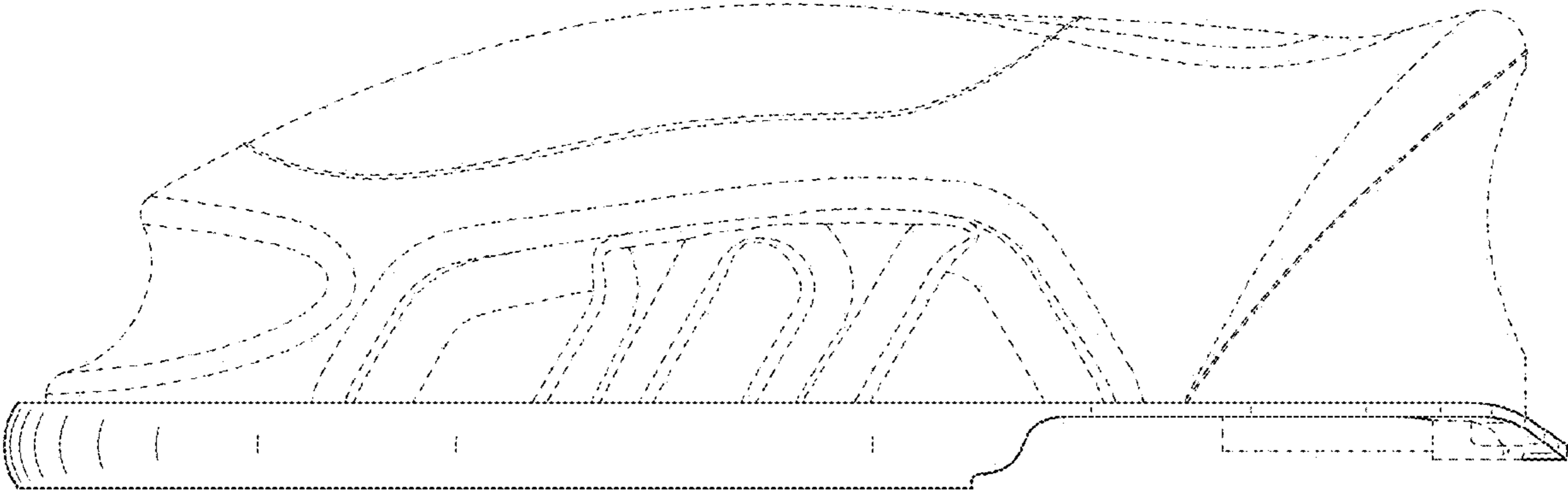


Fig. 5

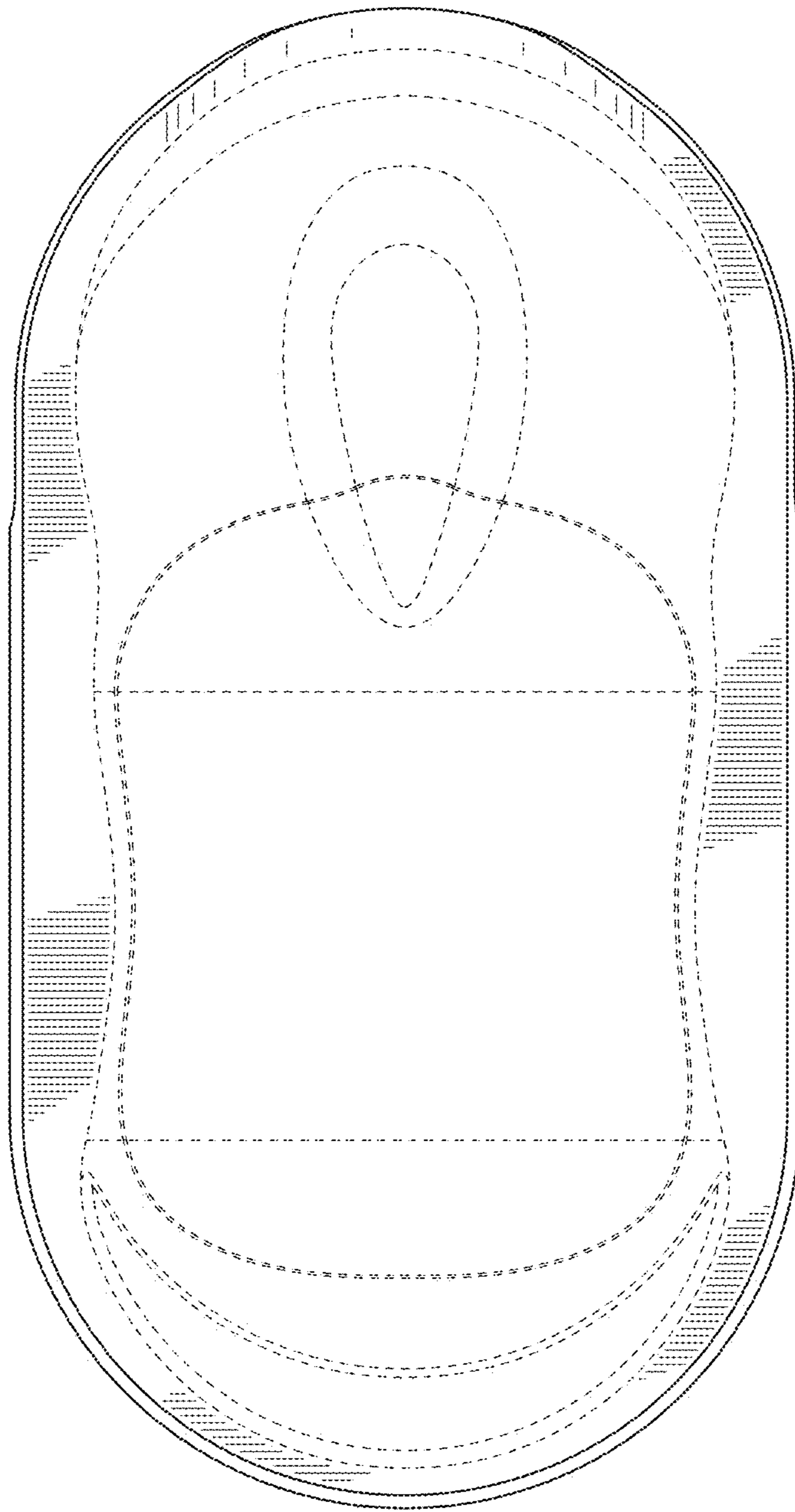


FIG. 6

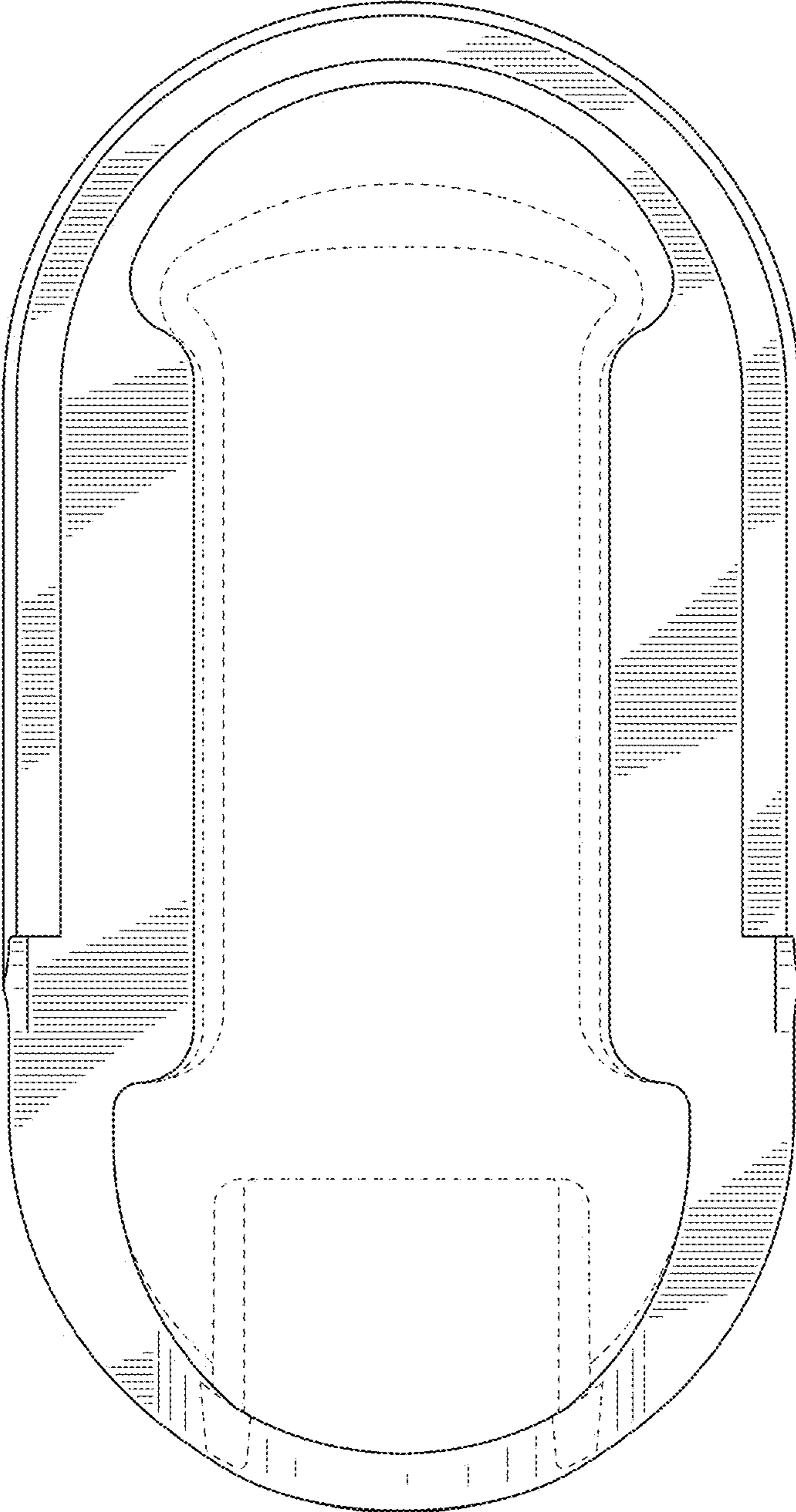


FIG. 7