



US00D943251S

(12) **United States Design Patent**  
**Sterling**

(10) **Patent No.:** **US D943,251 S**

(45) **Date of Patent:** **\*\* Feb. 15, 2022**

(54) **HIGH HEEL SHOE**

(71) Applicant: **Her Babylon LLC**, Boynton Beach, FL  
(US)

(72) Inventor: **Pascale Sterling**, Boynton Beach, FL  
(US)

(\*\*) Term: **15 Years**

(21) Appl. No.: **29/773,509**

(22) Filed: **Mar. 10, 2021**

(51) **LOC (13) Cl.** ..... **02-04**

(52) **U.S. Cl.**  
USPC ..... **D2/925**; D2/898; D2/965

(58) **Field of Classification Search**  
USPC ..... D2/896–900, 914, 915, 946, 947,  
D2/964–968, 976  
CPC ..... A43B 13/00; A43B 21/30; A43B 23/30;  
A43B 21/42; A43B 21/00; A43B 5/12  
See application file for complete search history.

(56) **References Cited**

**U.S. PATENT DOCUMENTS**

D387,192 S	*	12/1997	Srourian	.....	D2/947
D565,833 S	*	4/2008	Juan	.....	D2/898
D580,643 S		11/2008	Guers-Neyraud		
D595,486 S	*	7/2009	Van Hulle	.....	D2/898
D644,825 S	*	9/2011	Kotoyan	.....	D2/950
D648,515 S	*	11/2011	Kotoyan	.....	D2/950
D657,947 S		4/2012	Recchi et al.		
D659,962 S	*	5/2012	Vazquez	.....	D2/950
D668,846 S	*	10/2012	Wang	.....	D2/925
D706,525 S	*	6/2014	Dreyer	.....	A43B 3/24
					D2/965
D717,036 S	*	11/2014	Palmer	.....	D2/965
D743,683 S		11/2015	Flowers		
D750,875 S	*	3/2016	Della Valle	.....	D2/950

D752,394 S	*	3/2016	Boyden	.....	D7/559
D770,738 S		11/2016	Choi		
D853,102 S		7/2019	Castillo		
D882,231 S	*	4/2020	Larian	.....	D2/966
D885,031 S		5/2020	Devito		

\* cited by examiner

*Primary Examiner* — Rashida C. Walshon

(74) *Attorney, Agent, or Firm* — Derek Fahey; The Plus IP Firm

(57) **CLAIM**

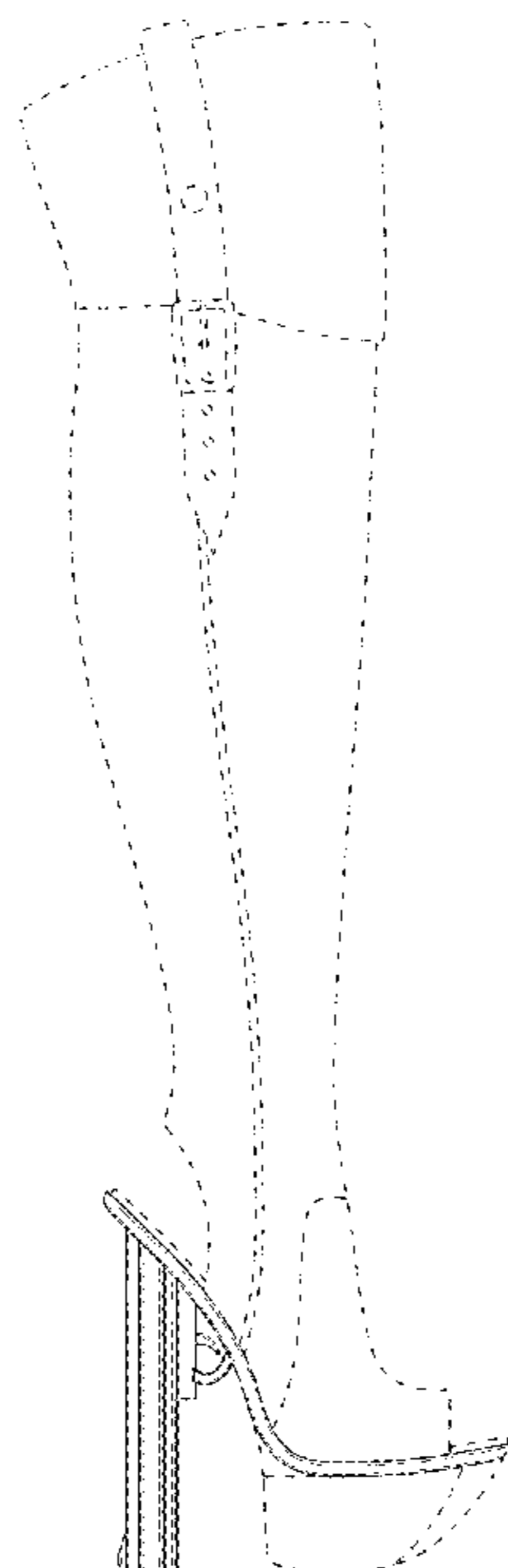
The ornamental design for a high heel shoe, as shown and described.

**DESCRIPTION**

FIG. 1 is a front perspective view of a high heel shoe; FIG. 2 is a front view of the high heel shoe; FIG. 3 is a back view of the high heel shoe; FIG. 4 is a first side view of the high heel shoe; FIG. 5 is a second side view of the high heel shoe; FIG. 6 is top view of the high heel shoe; and, FIG. 7 is a bottom view of the high heel shoe.

The dashed or broken lines in FIGS. 1-7 illustrate a (1) a high boot portion to be worn by a user's leg, (2) a vamp connected to the high boot portion for securing the user's foot to the high heel shoe, (3) a insole portion, and (4) a platform portion beneath the portion proximate the ball of the foot and form no part of the claimed design. Furthermore, the dashed or broken lines in FIGS. 1-3 and 5-7 illustrate a belt-like fastener portion that forms no part of the claimed design. The dashed or broken lines in FIG. 4 show a zipper portion extending from the bottom of, and up to approximately half-way up the high boot portion, and the zipper does not form a part of the claimed design. The dashed or broken lines in FIG. 7 form no part of the claimed design.

**1 Claim, 6 Drawing Sheets**



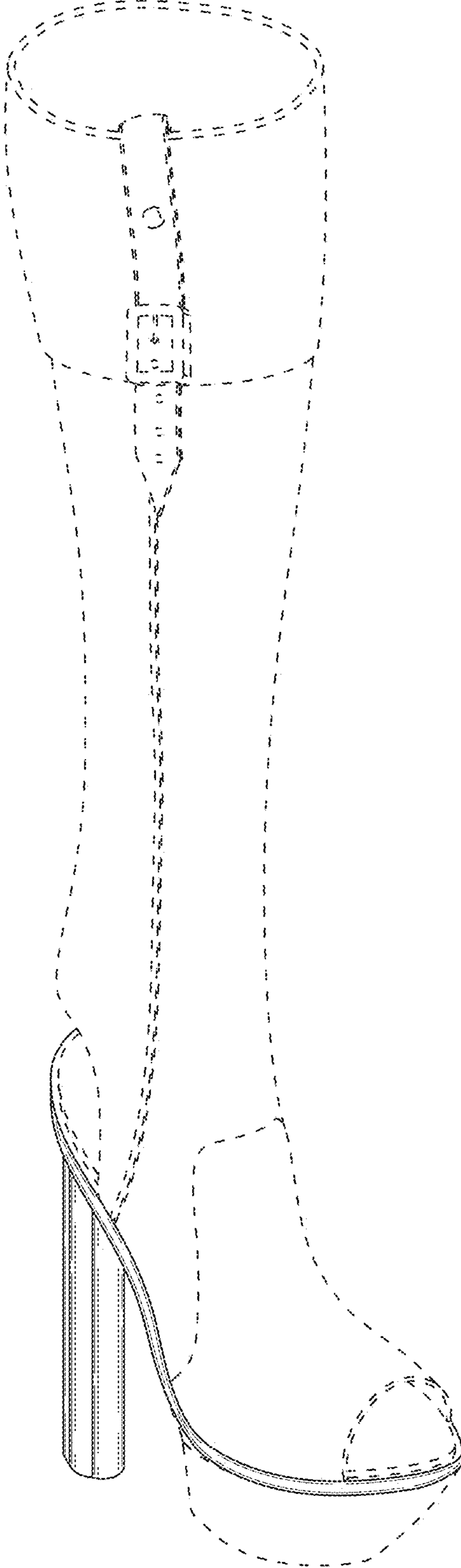


FIG. 1

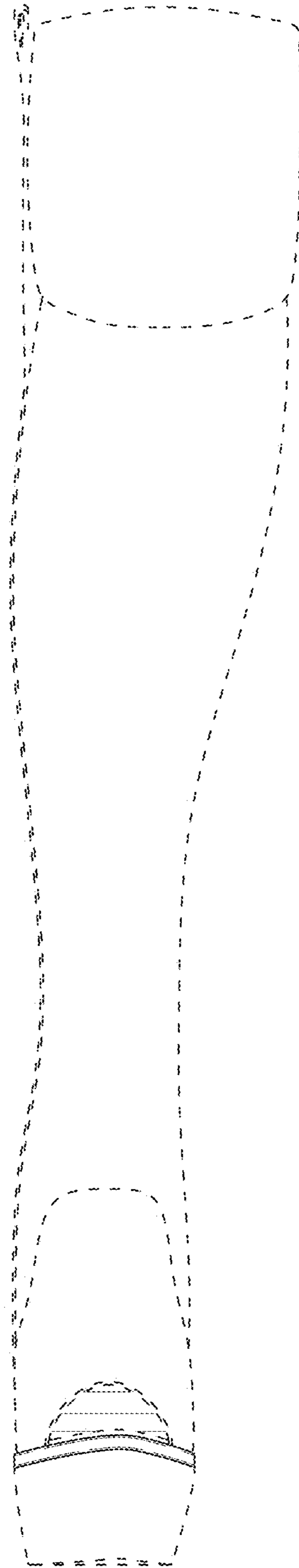


FIG. 2




FIG. 3

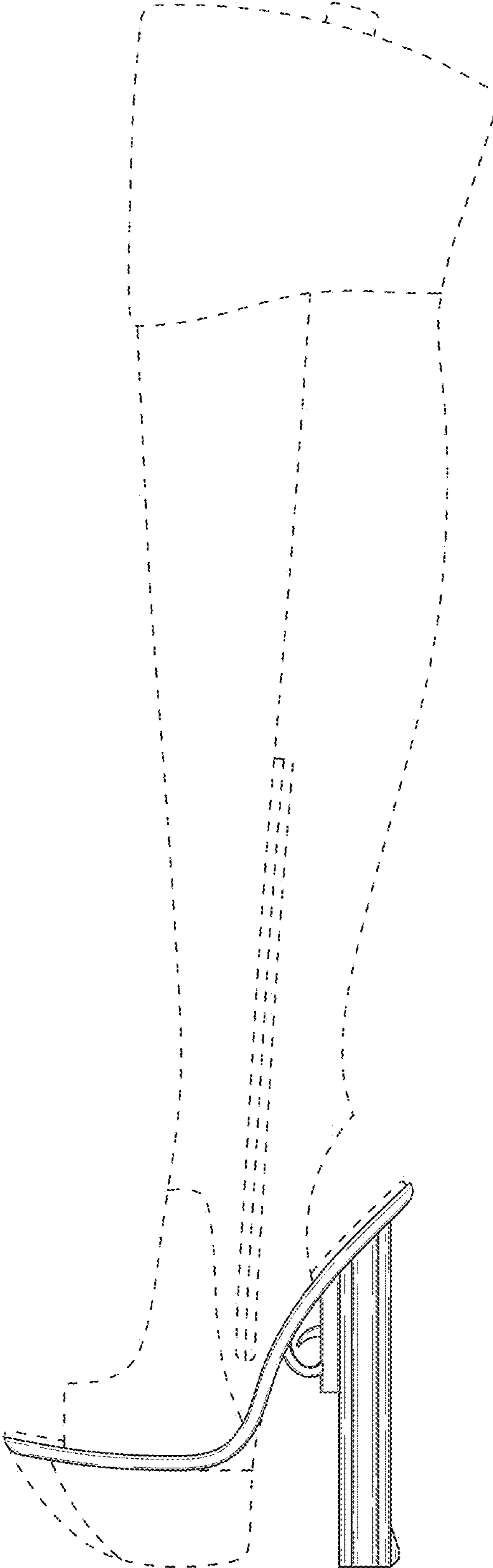


FIG. 4

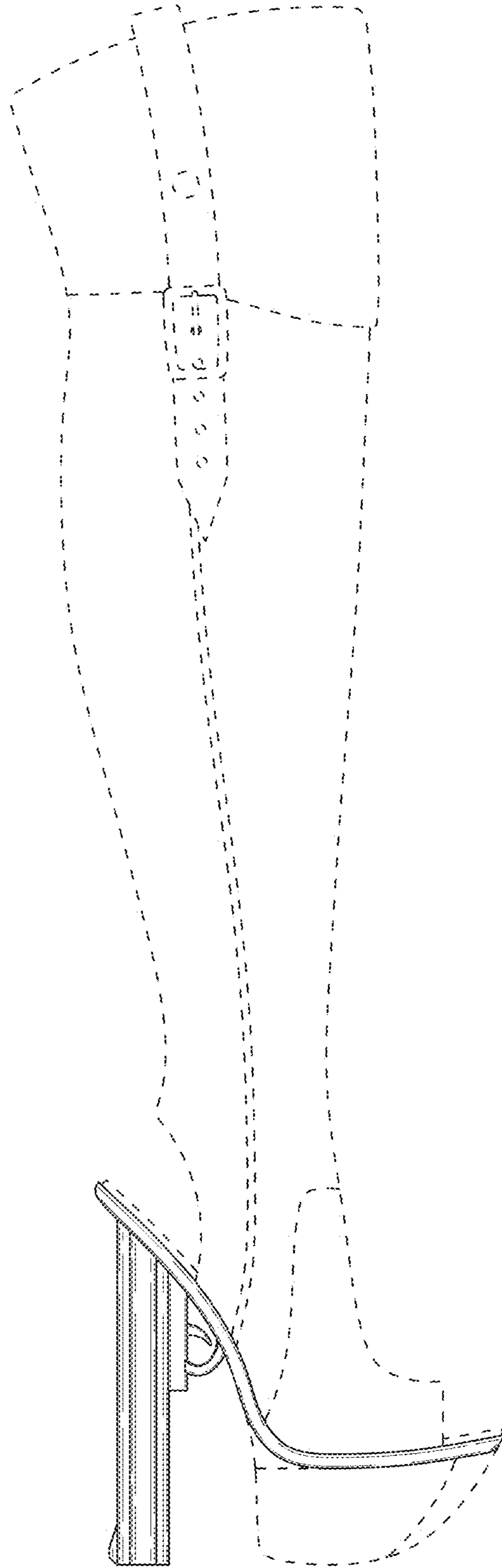


FIG. 5

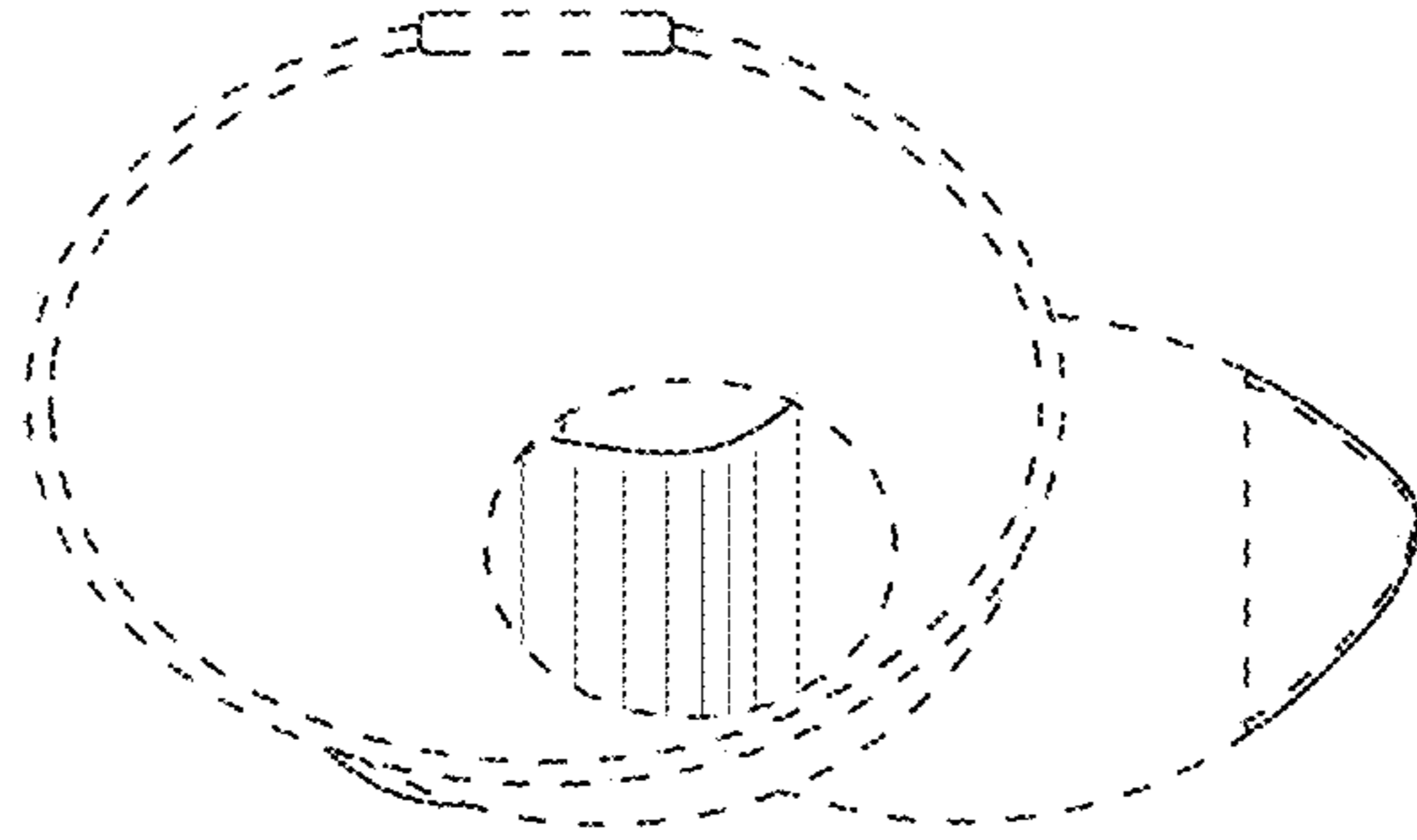


FIG. 6

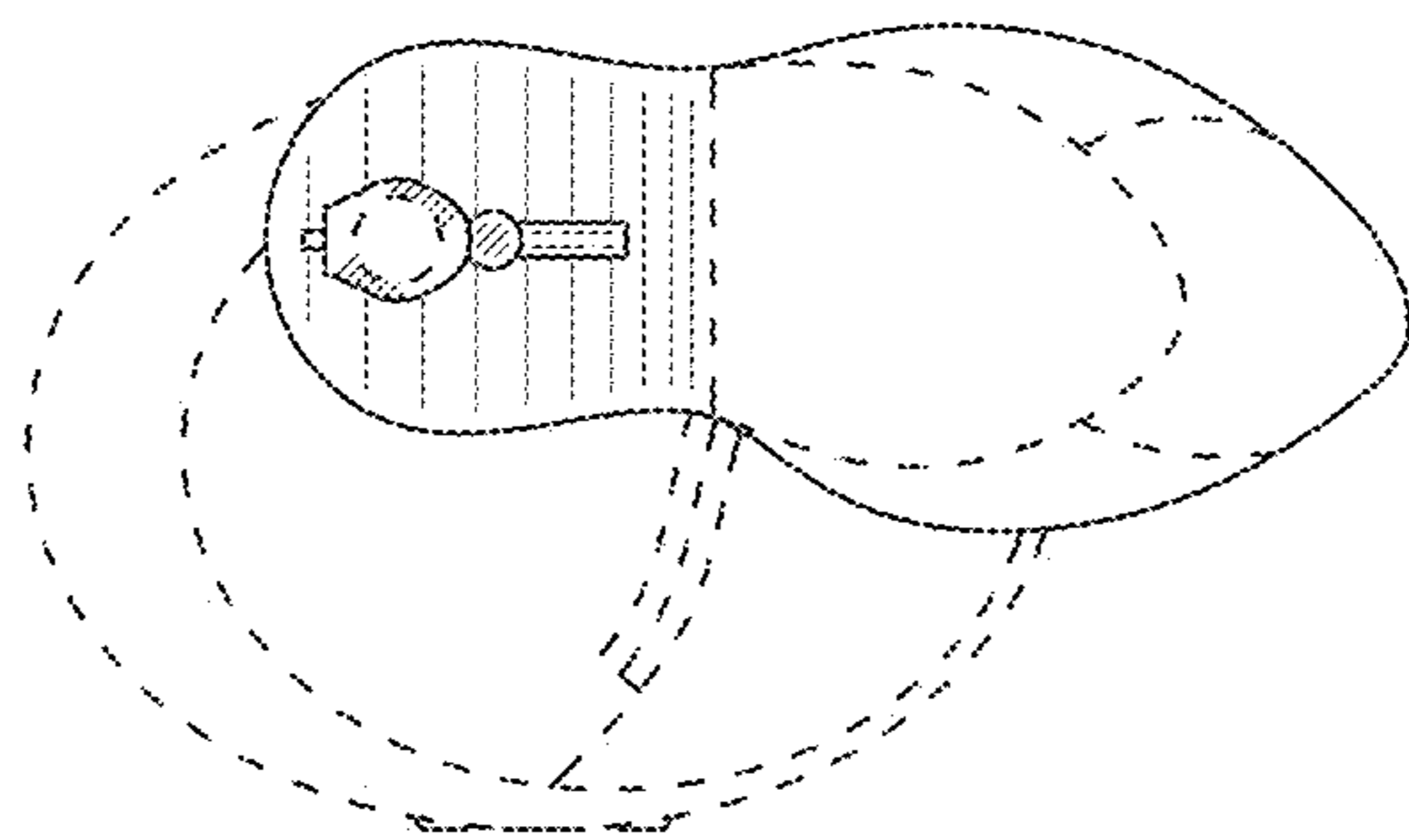


FIG. 7