



US00D943249S

(12) **United States Design Patent**
Gillespie et al.

(10) **Patent No.:** **US D943,249 S**

(45) **Date of Patent:** **** Feb. 15, 2022**

(54) **SHOE COVER WITH FRONT FLAP FOR HIGH-HEELED SHOE**

(71) Applicant: **Patten, LLC**, East Lansing, MI (US)

(72) Inventors: **Sara Gillespie**, East Lansing, MI (US);
Leigh Ann Warner, East Lansing, MI (US)

(73) Assignee: **PATTEN, LLC**, East Lansing, MI (US)

(**) Term: **15 Years**

(21) Appl. No.: **29/697,523**

(22) Filed: **Jul. 9, 2019**

(51) **LOC (13) Cl.** **02-04**

(52) **U.S. Cl.**
USPC **D2/911**

(58) **Field of Classification Search**
USPC D2/896-902, 909, 910, 911, 914, 915,
D2/986; D21/760-764, 771, 772;
D24/192
CPC A43B 3/20; A43B 3/16; A43B 5/18
See application file for complete search history.

(56) **References Cited**

U.S. PATENT DOCUMENTS

D108,491 S *	2/1938	Wharton	D30/146
D136,965 S *	1/1944	Ford et al.	D2/911
D169,889 S *	6/1953	Bollenbach	D2/901
D319,917 S *	9/1991	Mishima	D2/903
D336,972 S *	7/1993	Diaz	A43B 3/163
				D2/901
5,694,703 A *	12/1997	Diaz	A43B 3/163
				36/7.1 R
5,845,416 A *	12/1998	Hands	A43B 3/18
				36/2 R

D420,208 S *	2/2000	Birkenstock	D2/909
D564,188 S *	3/2008	Woodbury	D2/913
D716,529 S *	11/2014	Zrubek	D2/909
D762,956 S *	8/2016	McClaskie	D2/943
D762,963 S *	8/2016	McClaskie	D2/971
D763,554 S *	8/2016	Slimane	D2/911
D796,164 S *	9/2017	Malkin	D2/909

* cited by examiner

Primary Examiner — Rashida C. Walshon

(74) *Attorney, Agent, or Firm* — GrowIP Law Group LLC

(57) **CLAIM**

The ornamental design for a shoe cover with a front flap for a high-heeled shoe, as shown and described.

DESCRIPTION

FIG. 1 is a top perspective view of a shoe cover with a front flap for a high-heeled shoe in a closed position on a foot of a body;

FIG. 2 is a right side view thereof in the closed position on the foot wearing the high-heeled shoe;

FIG. 3 is a front view thereof in the closed position;

FIG. 4 is a right side view thereof in the closed position;

FIG. 5 is a right side view thereof in an alternative open position;

FIG. 6 is a left side view thereof in the closed position;

FIG. 7 is a left side view thereof in the open position;

FIG. 8 is a rear view thereof in the closed position;

FIG. 9 is a top view thereof in the closed position; and,

FIG. 10 is a bottom view thereof in the closed position.

The broken lines showing a high-heeled shoe on a foot of a body on which the shoe cover is positioned in FIGS. 1-2 and showing a toggle loop on the front flap with a button anchor on a side of the shoe cover in FIGS. 1-5, 7, and 9 are for the purpose of illustrating portions of the environmental structure and form no part of the claimed design.

1 Claim, 10 Drawing Sheets





FIG. 1



FIG. 2

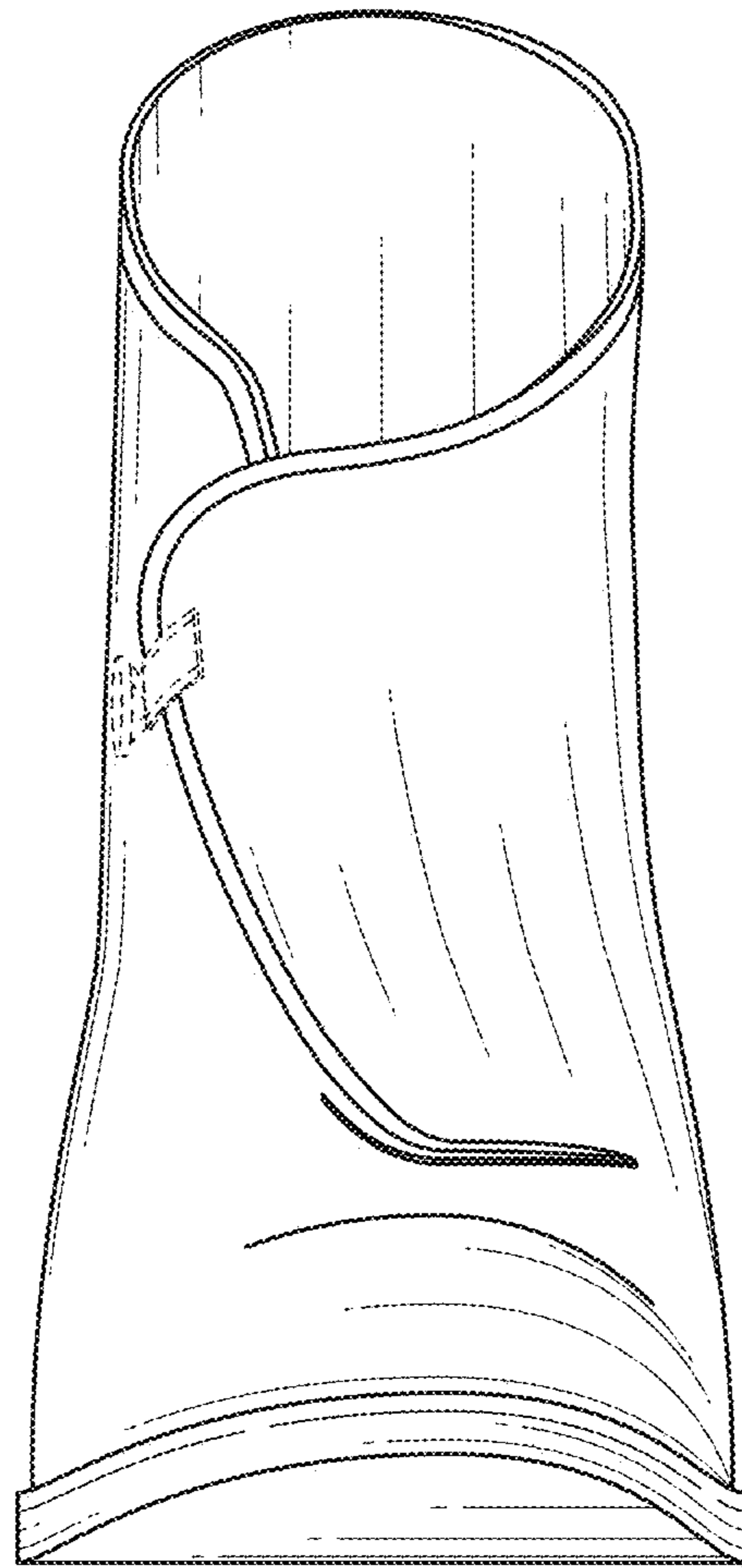


FIG. 3

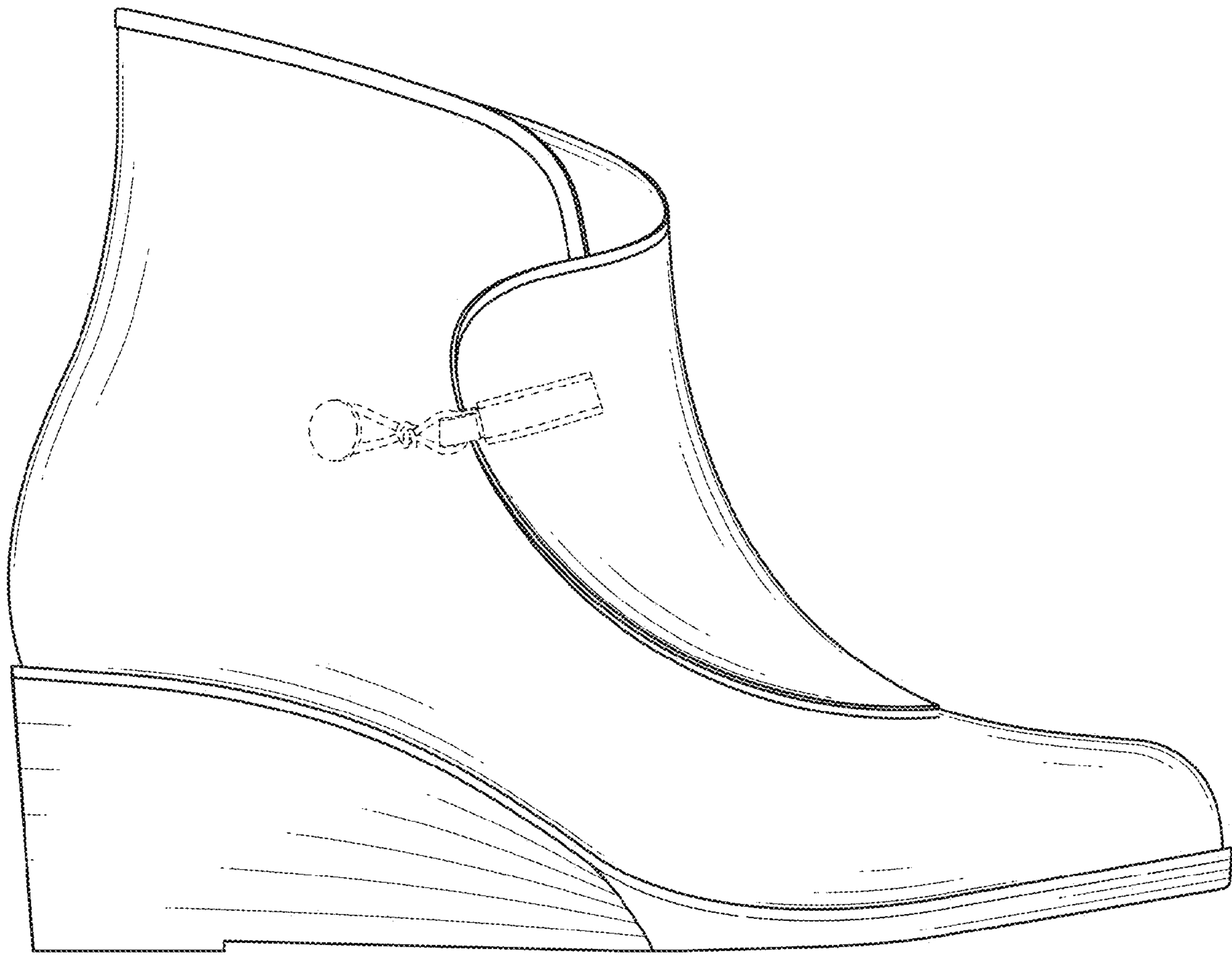


FIG. 4

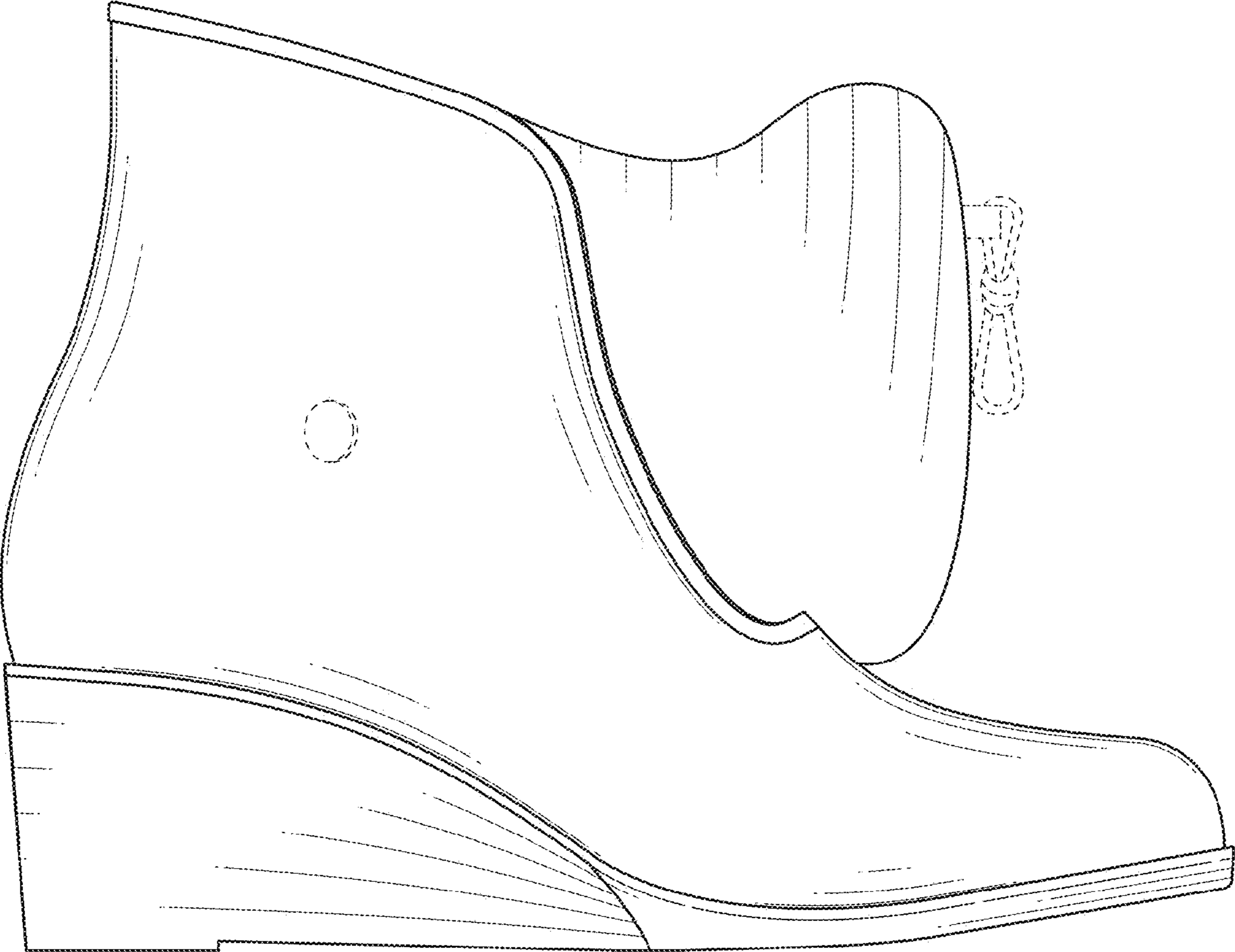


FIG. 5




FIG. 6

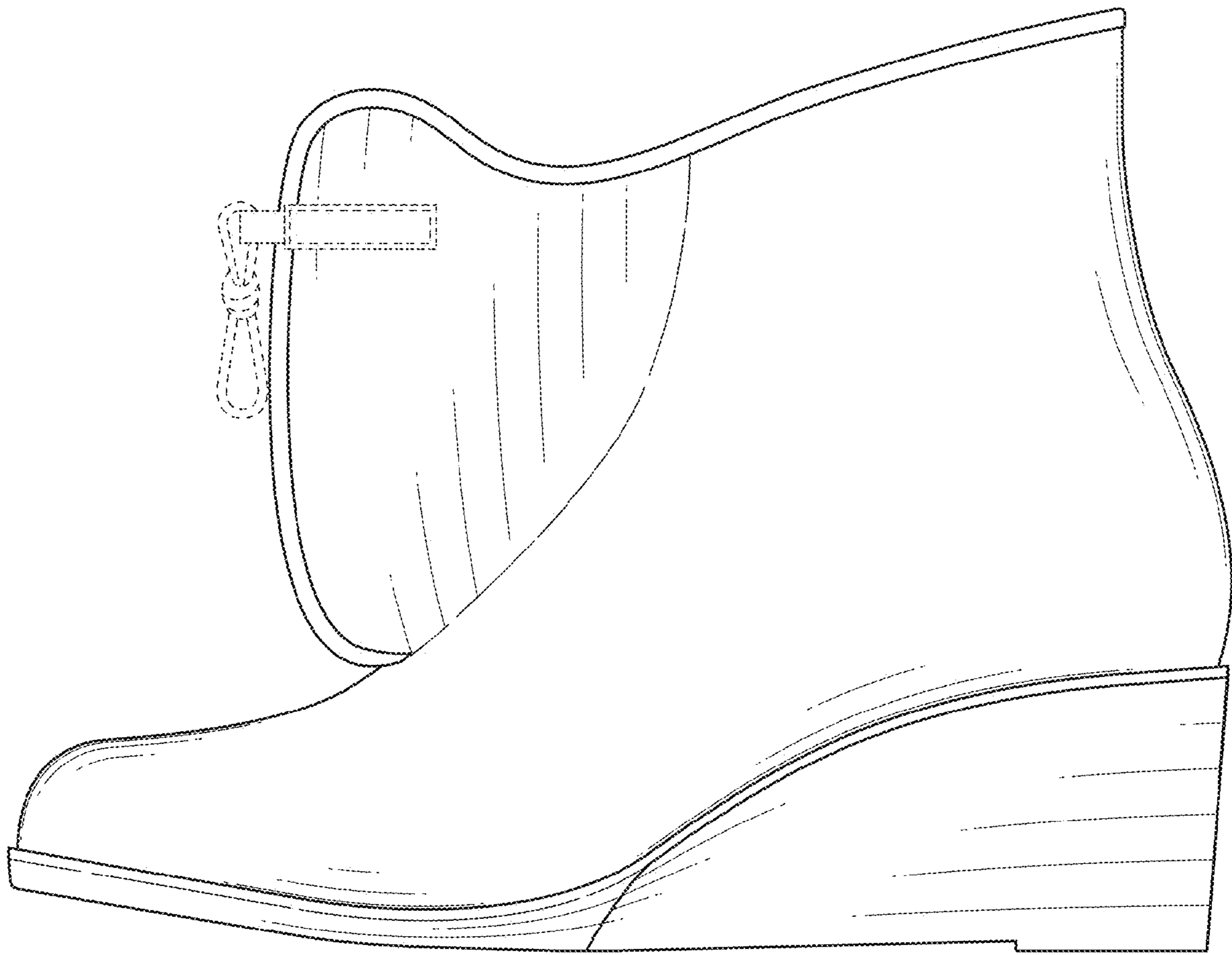


FIG. 7

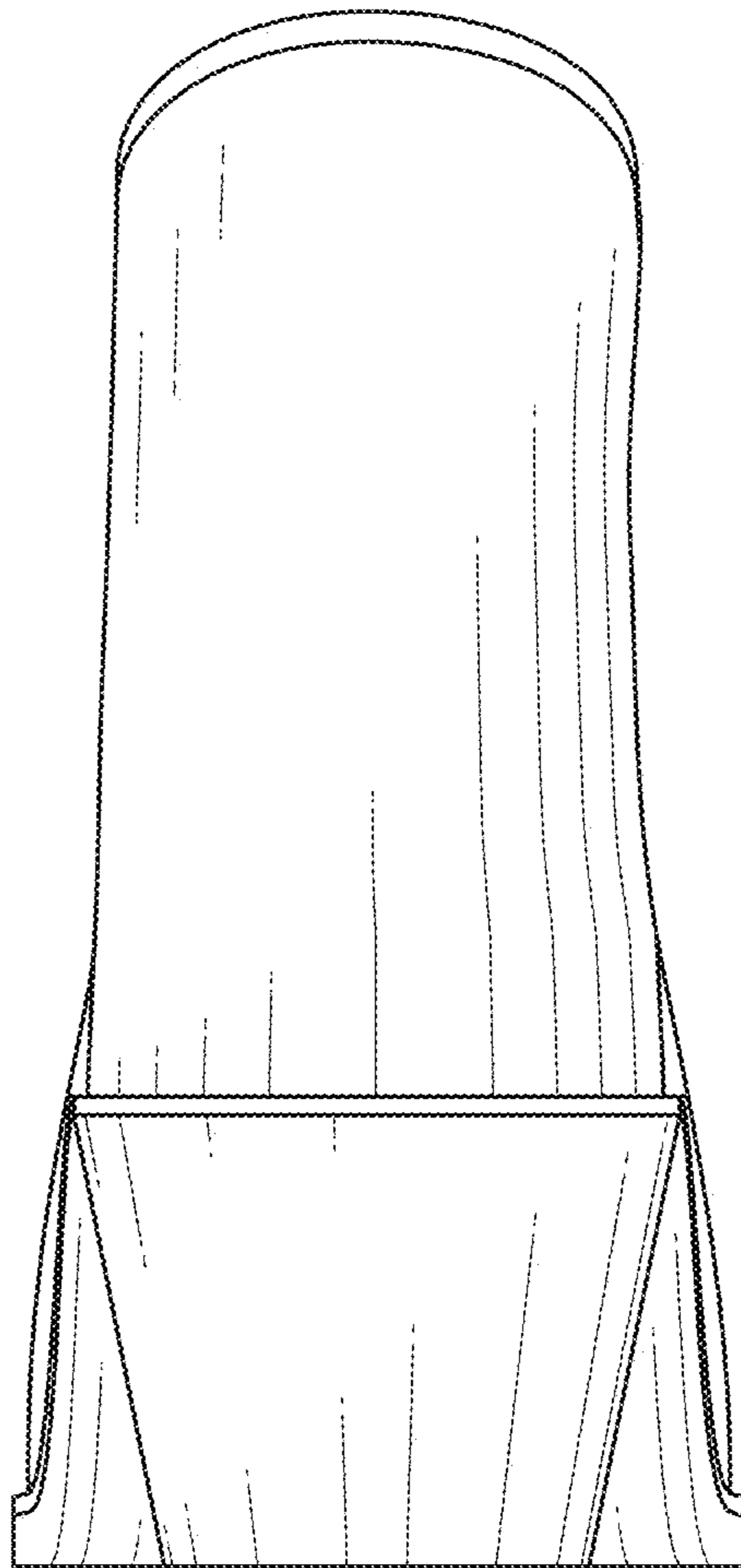


FIG. 8

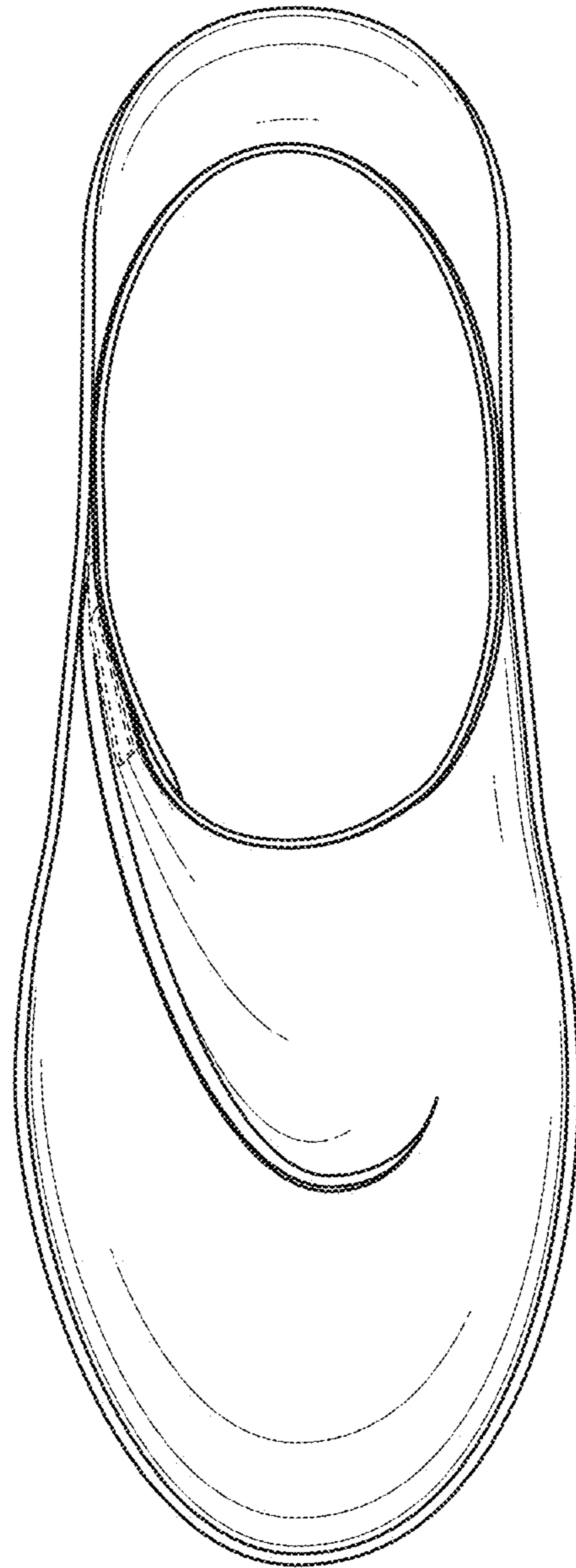


FIG. 9

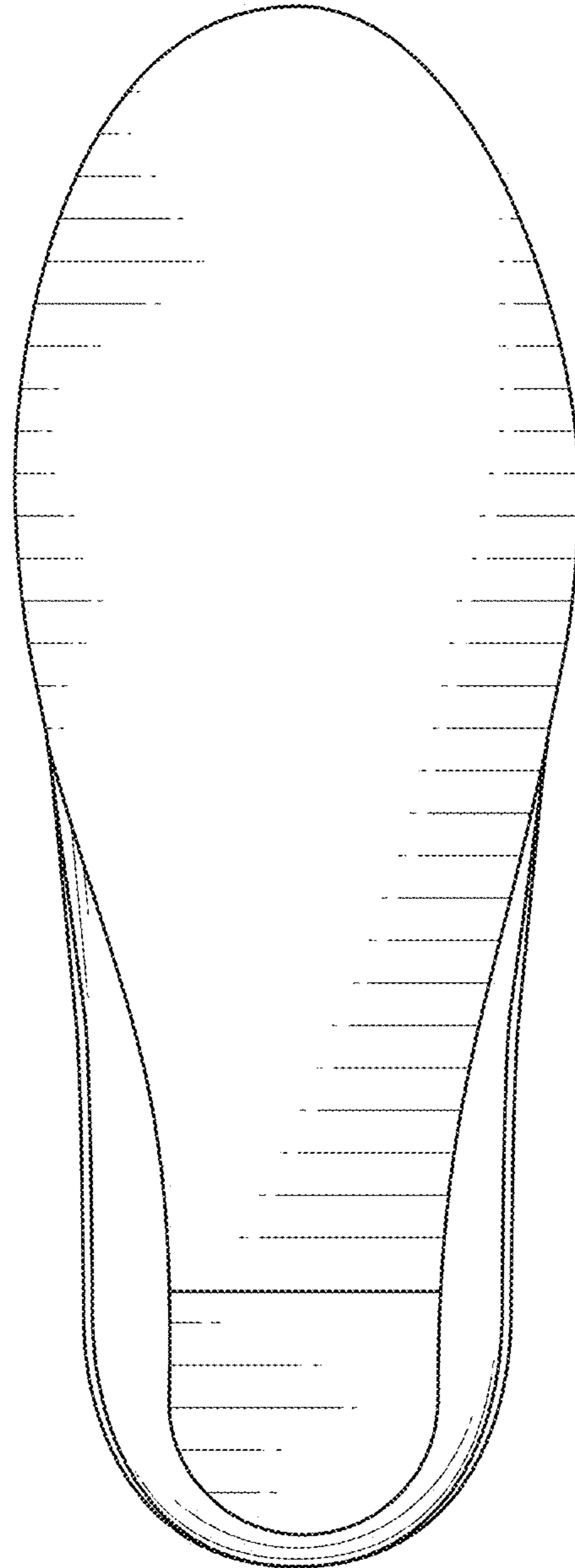


FIG. 10