



US00D943231S

(12) **United States Design Patent** (10) **Patent No.:** **US D943,231 S**
Wu (45) **Date of Patent:** **** Feb. 8, 2022**

(54) **CLEANING GLOVE** D782,322 S * 3/2017 Van Kampen D9/631
D791,422 S * 7/2017 Hannan D32/40
(71) Applicant: **SHENZHEN MAXBAKER ELECTRONIC COMMERCE CO., LTD.,** Shenzhen (CN) D799,131 S * 10/2017 Yang D32/40
(Continued)

FOREIGN PATENT DOCUMENTS

(72) Inventor: **Zemou Wu,** Shenzhen (CN) CN 305152145 * 5/2019
JP D1674082 * 5/2020

(73) Assignee: **SHENZHEN MAXBAKER ELECTRONIC COMMERCE CO., LTD.,** Shenzhen (CN)

OTHER PUBLICATIONS

(**) Term: **15 Years**

Lavex Janitorial Microfiber Mitt, site visited Nov. 2, 2021, website copyright 2021, https://www.webstaurantstore.com/lavex-janitorial-microfiber-mitt/274MFMITT.html?utm_source=google&utm_medium=cpc&utm_...

(21) Appl. No.: **29/735,947**

(Continued)

(22) Filed: **May 26, 2020**

(51) **LOC (13) Cl.** **07-05**

Primary Examiner — John R Yeh

(52) **U.S. Cl.**
USPC **D32/43**

(57) **CLAIM**

(58) **Field of Classification Search**
USPC D32/40–43; D2/617, 622
CPC A47K 7/02; A47L 13/16; A46B 1/00
See application file for complete search history.

The ornamental design for a cleaning glove, as shown and described.

DESCRIPTION

(56) **References Cited**

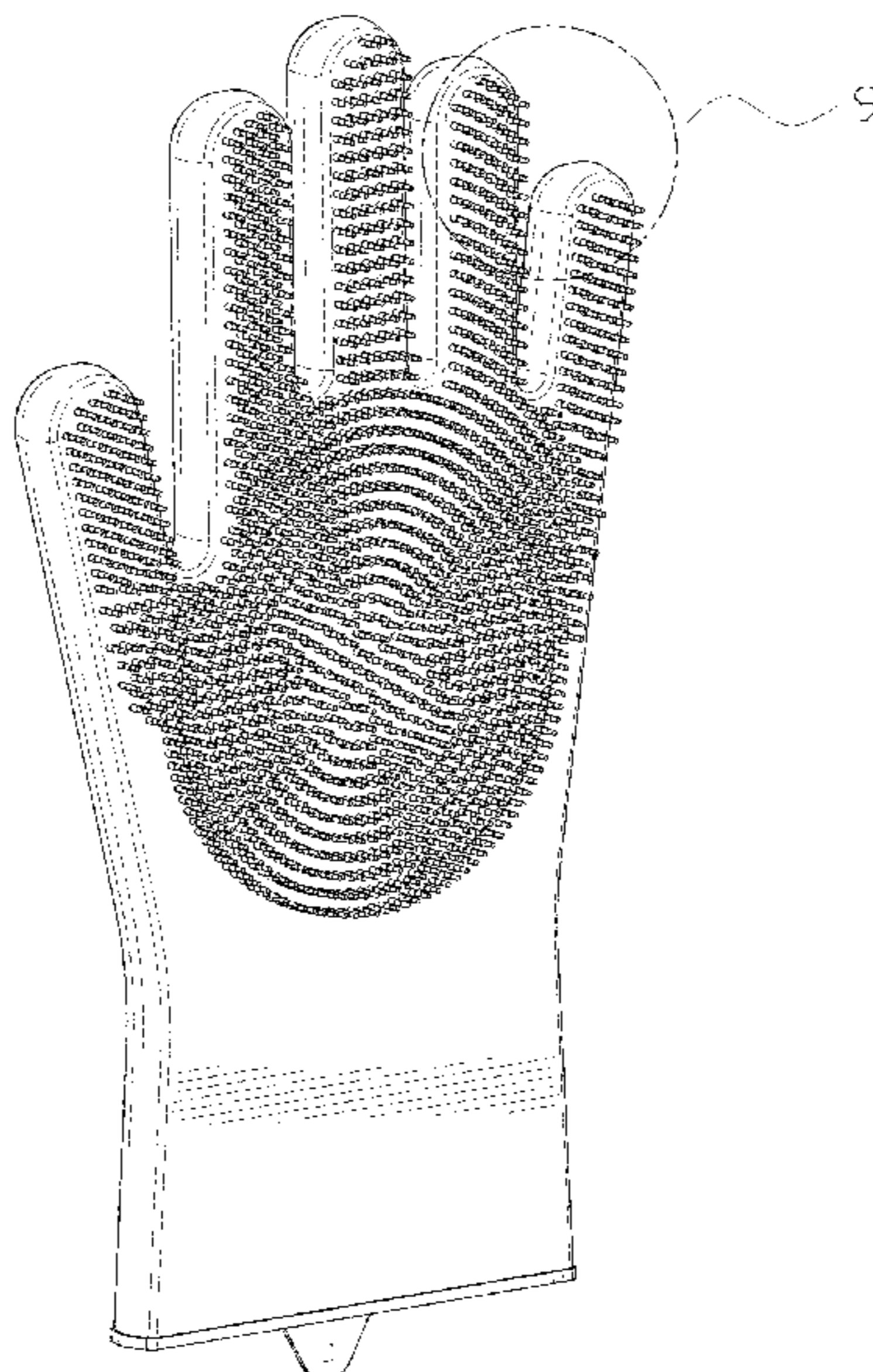
U.S. PATENT DOCUMENTS

- 3,711,889 A * 1/1973 Jennings A47K 7/02
15/227
- D268,967 S * 5/1983 Sami 15/227
- D379,123 S * 5/1997 Driggers D28/63
- D394,330 S * 5/1998 Sedighzadeh D28/63
- D446,368 S * 8/2001 Pizarro D28/63
- D510,164 S * 9/2005 Melton D28/63
- D517,696 S * 3/2006 Jones D2/622
- D537,232 S * 2/2007 Schuller D2/617
- D544,665 S * 6/2007 Keene D32/43
- D619,774 S * 7/2010 Gionet D32/40
- D632,859 S * 2/2011 Firouzman D32/43
- D677,030 S * 2/2013 Wessels D32/43
- D687,342 S * 8/2013 Christie D11/126
- D751,642 S * 3/2016 Cohen-Posey D19/59

FIG. 1 is a front, left side, top perspective view of a cleaning glove showing my new design;
FIG. 2 is a rear, right side, bottom perspective view thereof;
FIG. 3 is a front elevational view thereof;
FIG. 4 is a rear elevational view thereof;
FIG. 5 is a left side elevational view thereof;
FIG. 6 is a right side elevational view thereof;
FIG. 7 is a top plan view thereof;
FIG. 8 is a bottom plan view thereof;
FIG. 9 is an enlarged view of the encircled region 9 shown in FIG. 1; and,
FIG. 10 is an enlarged view of the encircled region 10 shown in FIG. 2.

The broken lines depict portions of the cleaning glove that form no part of the claimed design.

1 Claim, 10 Drawing Sheets



(56)

References Cited

U.S. PATENT DOCUMENTS

D799,770 S * 10/2017 Dockery D32/40
D907,327 S * 1/2021 Goulding D2/622
D910,258 S * 2/2021 Miera D32/43
2005/0193515 A1* 9/2005 Chang A47K 7/02
15/227

OTHER PUBLICATIONS

Bison Life Kleen Mitt Glove, site visited Nov. 2, 2021, customer question 2021, [https://bisonlife.com/products/popular-life-kleen-mitt-glove-set?gclid=Cj0KCQjww4OMB . . .](https://bisonlife.com/products/popular-life-kleen-mitt-glove-set?gclid=Cj0KCQjww4OMB...)*

* cited by examiner

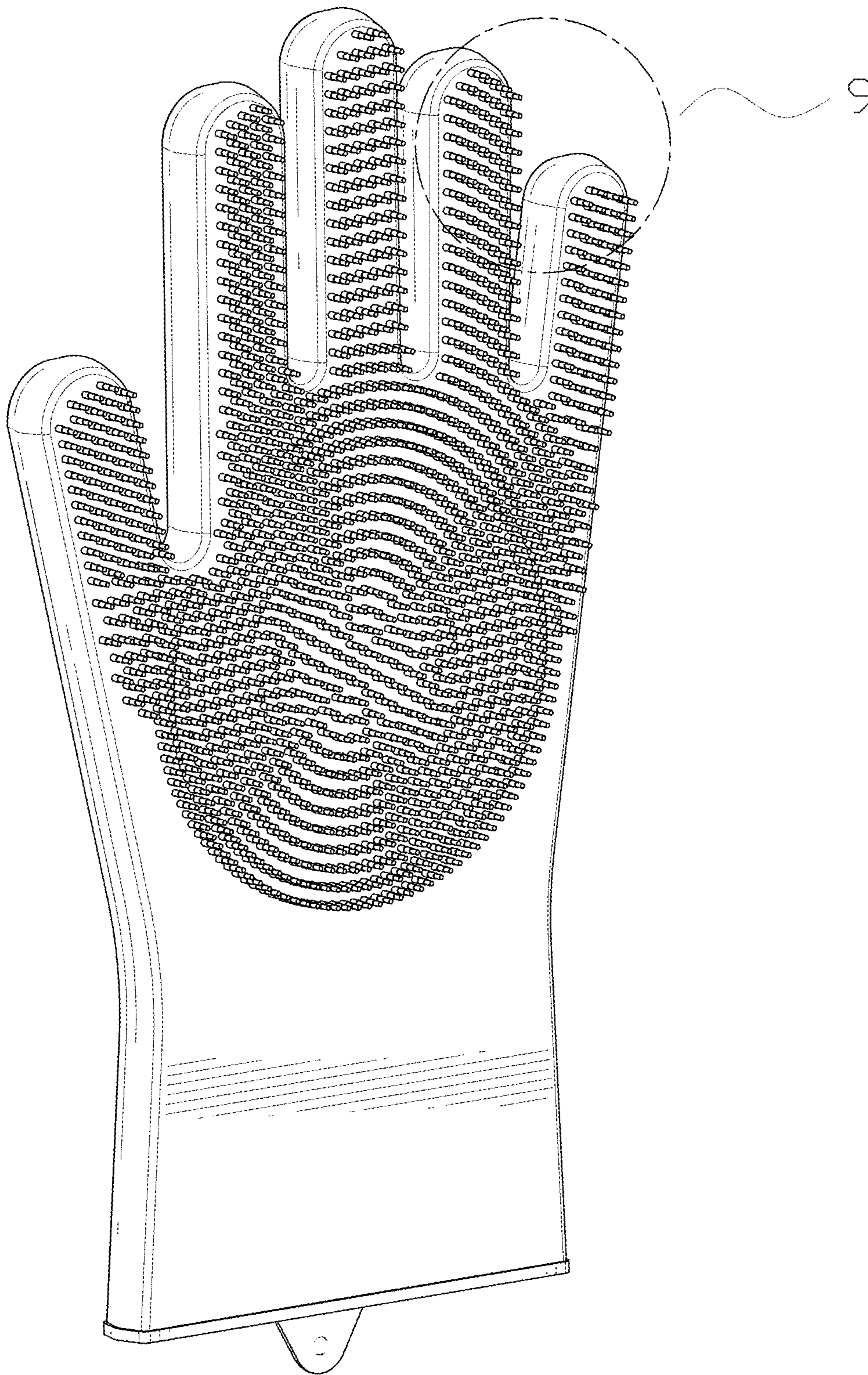


FIG.1

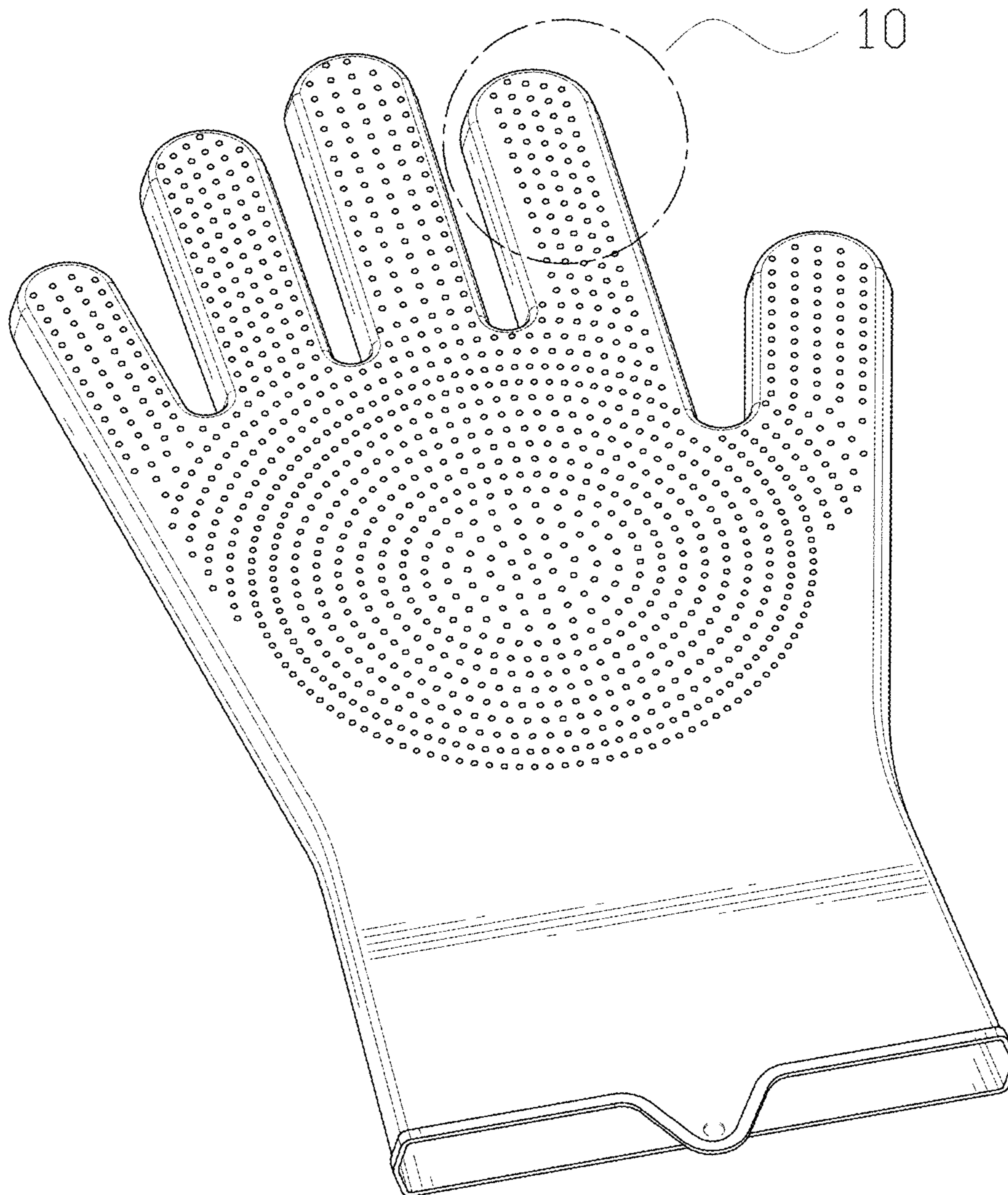


FIG. 2

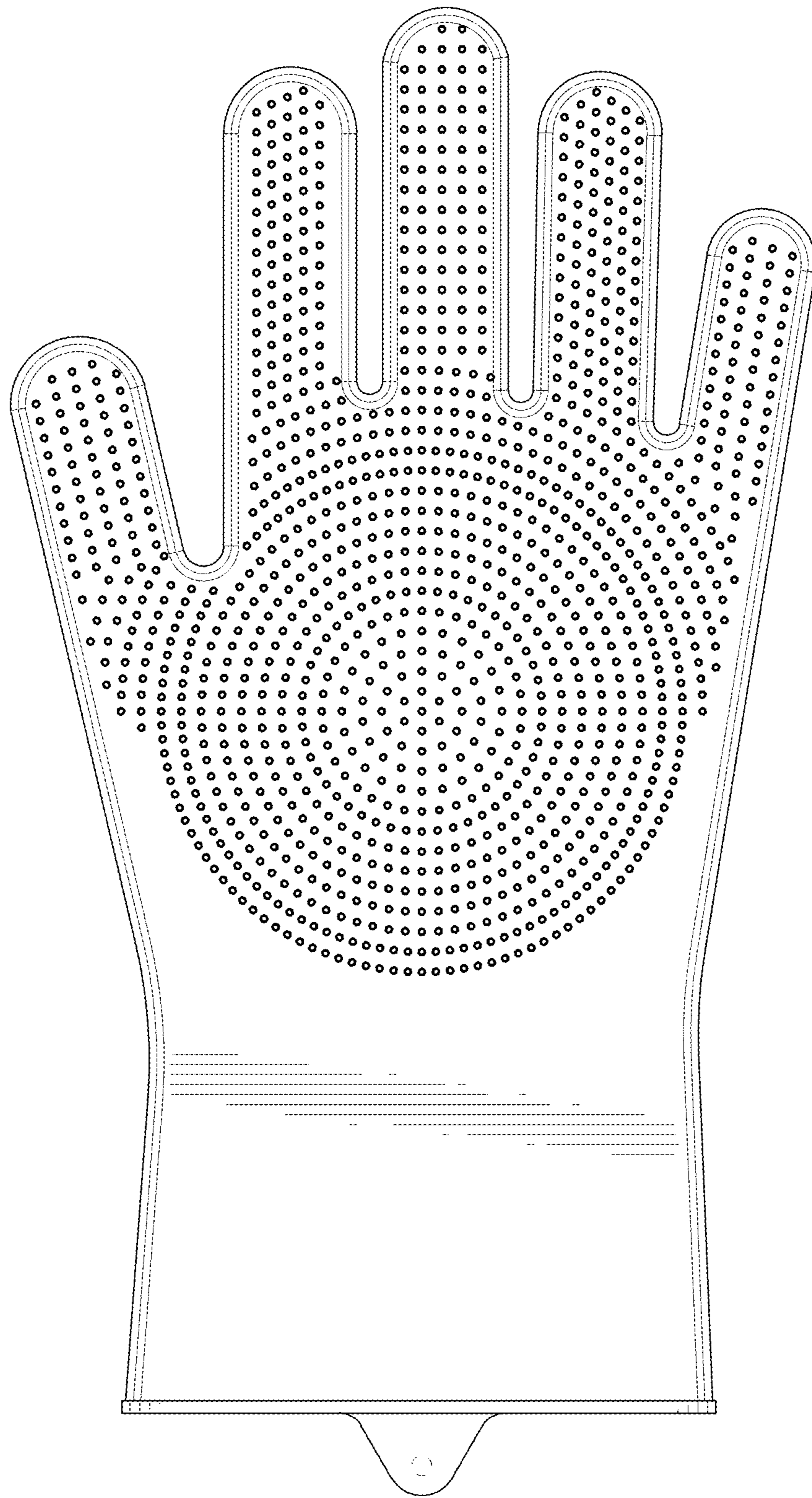


FIG. 3

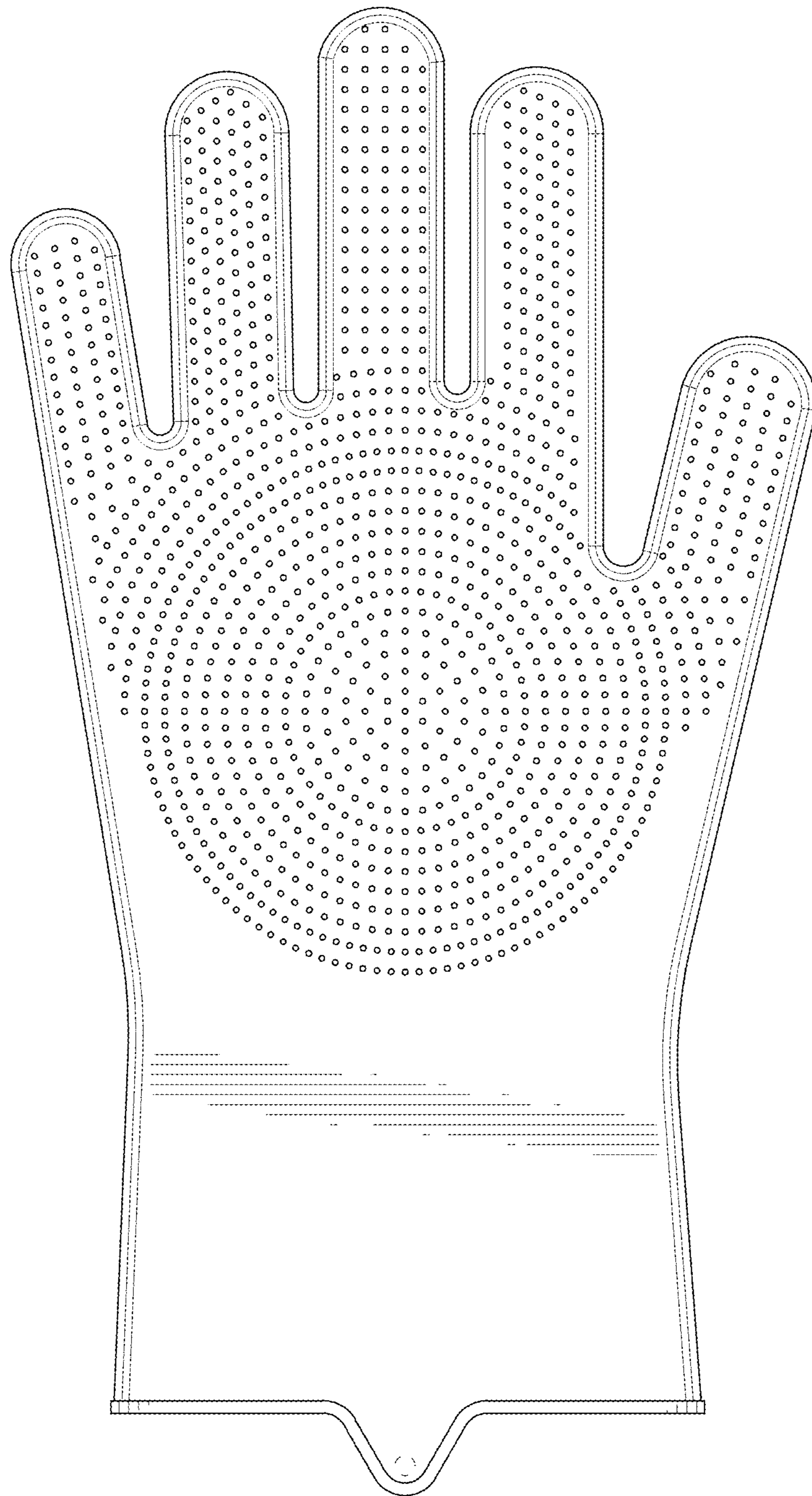


FIG. 4

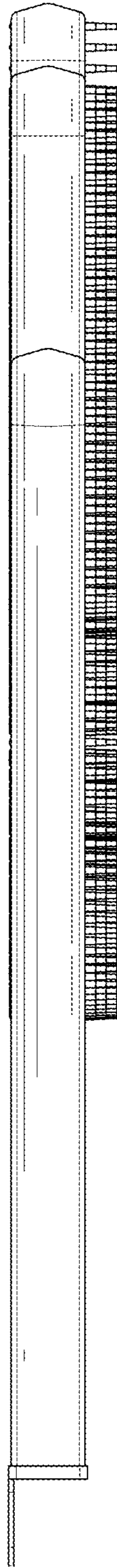


FIG.5




FIG.6

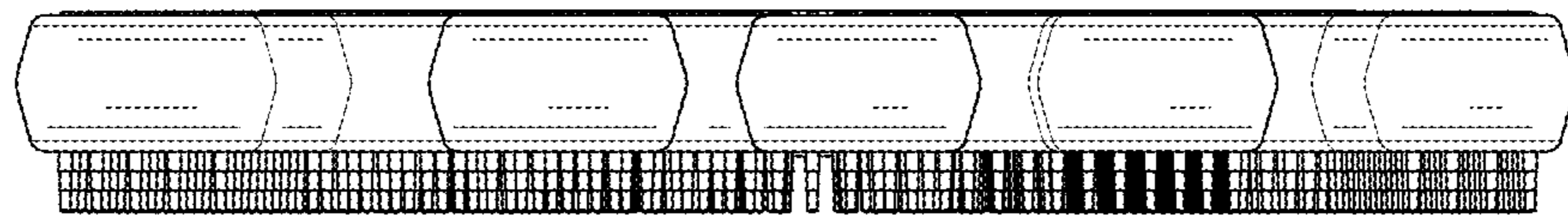


FIG.7

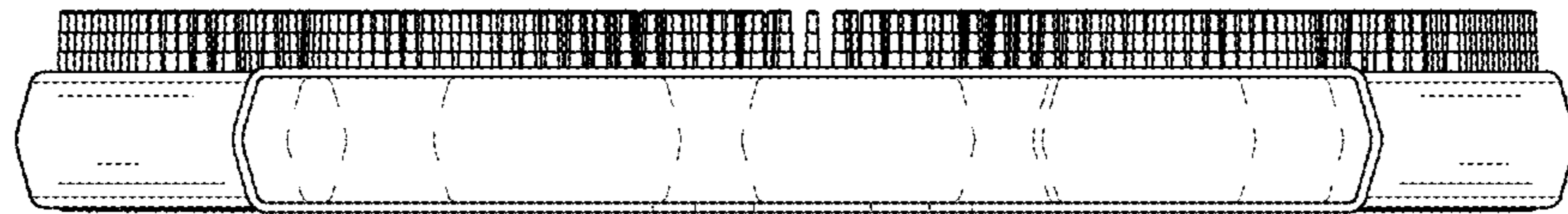


FIG.8

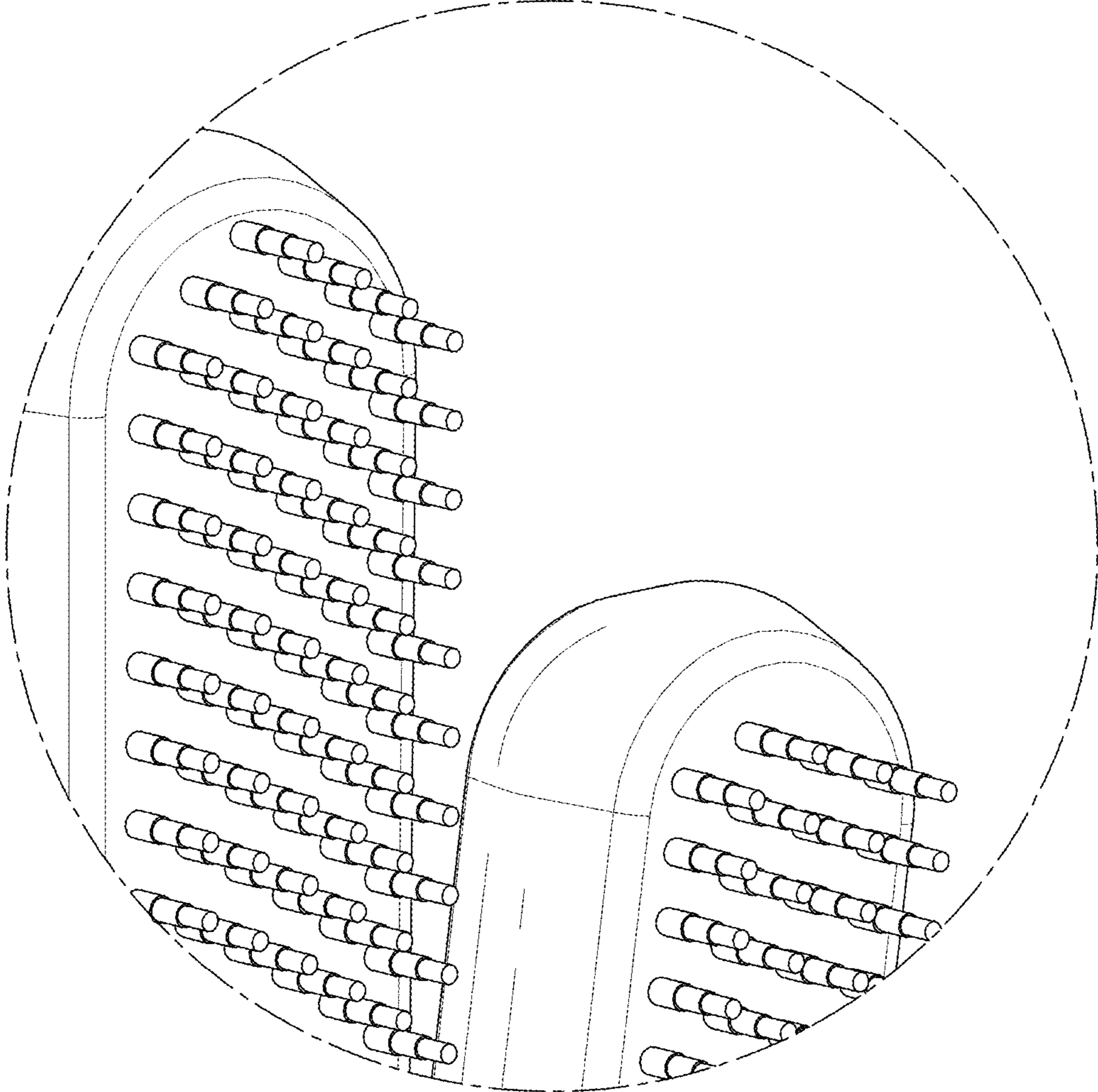


FIG.9

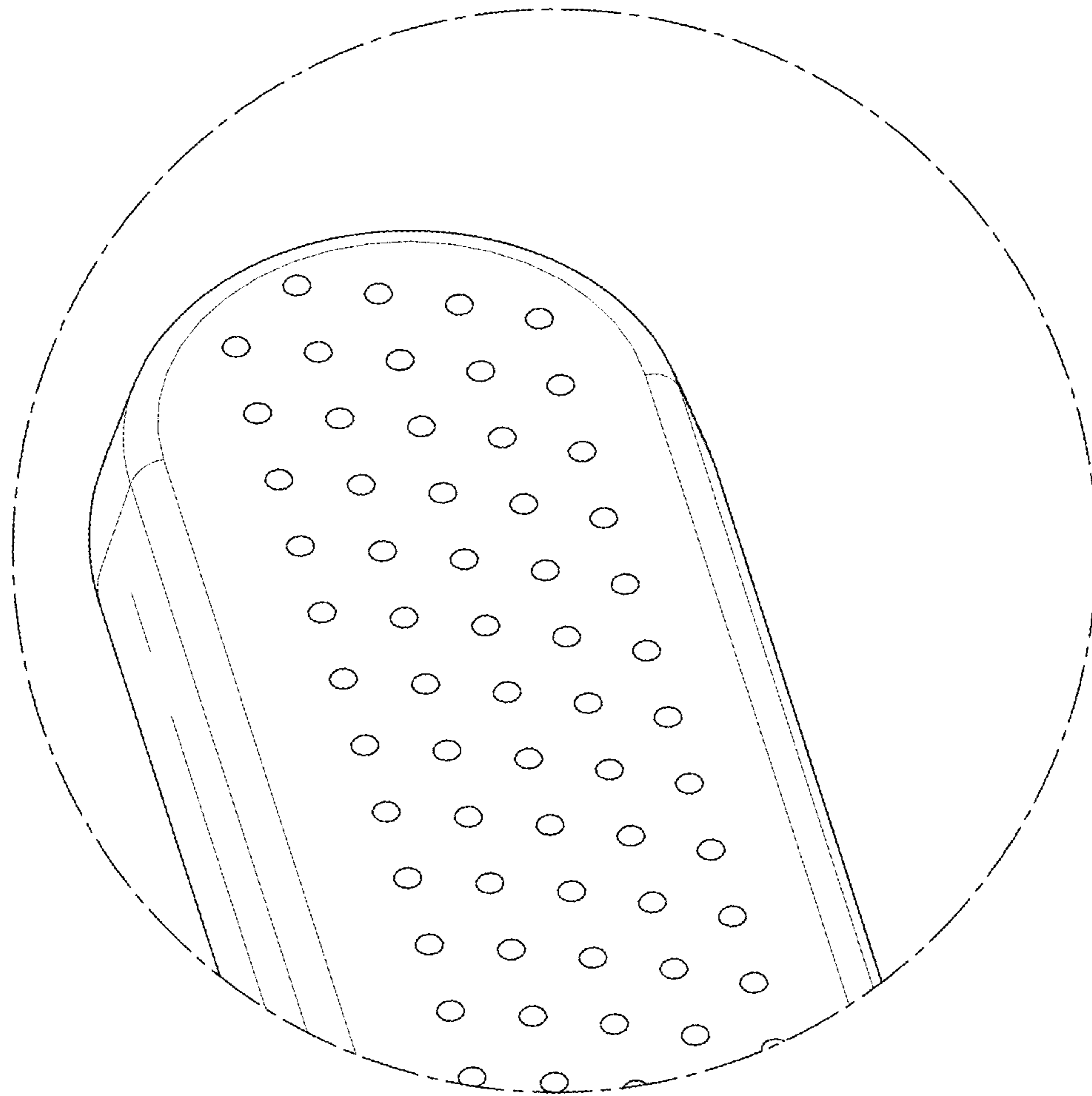


FIG.10