



US00D943218S

(12) **United States Design Patent** (10) **Patent No.:** **US D943,218 S**
Liu (45) **Date of Patent:** **** Feb. 8, 2022**

(54) **WOOD GRAIN LIPSTICK CASE**
(71) Applicant: **Zhuhai Ding Rong Plastic Products Co., LTD, Zhuhai (CN)**
(72) Inventor: **Ting Nan Liu, New Taipei (TW)**
(73) Assignee: **Zhuhai Ding Rong Plastic Products Co., LTD, Zhuhai (CN)**

D567,448 S * 4/2008 Mascotte D28/90
D616,608 S * 5/2010 Maddy D28/76
D692,184 S * 10/2013 DeMarco D28/88
D703,384 S * 4/2014 DeMarco D28/88
D827,388 S * 9/2018 Kander D7/608
2010/0181224 A1* 7/2010 Kuo A45D 33/18
206/525
2020/0054111 A1* 2/2020 Kuo A45D 40/0068

(**) Term: **15 Years**
(21) Appl. No.: **29/730,765**
(22) Filed: **Apr. 8, 2020**
(51) **LOC (13) Cl.** **28-03**
(52) **U.S. Cl.**
USPC **D28/87; D28/90; D28/89**
(58) **Field of Classification Search**
USPC **D28/85-90; D9/503-505**
CPC **A45D 40/00; A45D 40/02-04; A45D 40/06-10; A45D 2040/0012; A45D 2040/0025-0062**
See application file for complete search history.

OTHER PUBLICATIONS

Bamboo Lipstick Packaging, www.taiwantrade.com, 1 page, downloaded Oct. 2021 (Year: 2021).*
Empty Bamboo Lipstick Tube, www.aliexpress.com, 1 page, downloaded Oct. 2021 (Year: 2021).*
Vosarea Bamboo Lipstick, www.amazon.com, 1 page, downloaded Oct. 2021 (Year: 2021).*

* cited by examiner

Primary Examiner — Jennifer Rivard

(57) **CLAIM**

The ornamental design for a wood grain lipstick case, as shown and described.

(56) **References Cited**

U.S. PATENT DOCUMENTS

D129,944 S * 10/1941 Petzold D28/85
D188,160 S * 6/1960 Slater D28/90
D196,413 S * 9/1963 McCormick D28/89
D240,525 S * 7/1976 Defores D19/167
D280,032 S * 8/1985 Holloway D28/89
D281,054 S * 10/1985 Menrad D28/89
D349,176 S * 7/1994 Litton D28/76
D356,231 S * 3/1995 Peyton, Jr. D7/510
D403,123 S * 12/1998 Sgariboldi D28/76
D426,348 S * 6/2000 Lang D28/76
D518,382 S * 4/2006 McGuinness D28/89
D565,797 S * 4/2008 Maddy D28/88

DESCRIPTION

FIG. 1 is a perspective view of a wood grain lipstick case showing my new design;
FIG. 2 is a front view thereof;
FIG. 3 is a rear view thereof;
FIG. 4 is a left side view thereof;
FIG. 5 is a right side view thereof;
FIG. 6 is a top plan view thereof; and,
FIG. 7 is a bottom plan view thereof.

1 Claim, 6 Drawing Sheets





FIG. 1




FIG. 2



FIG. 3



FIG. 4

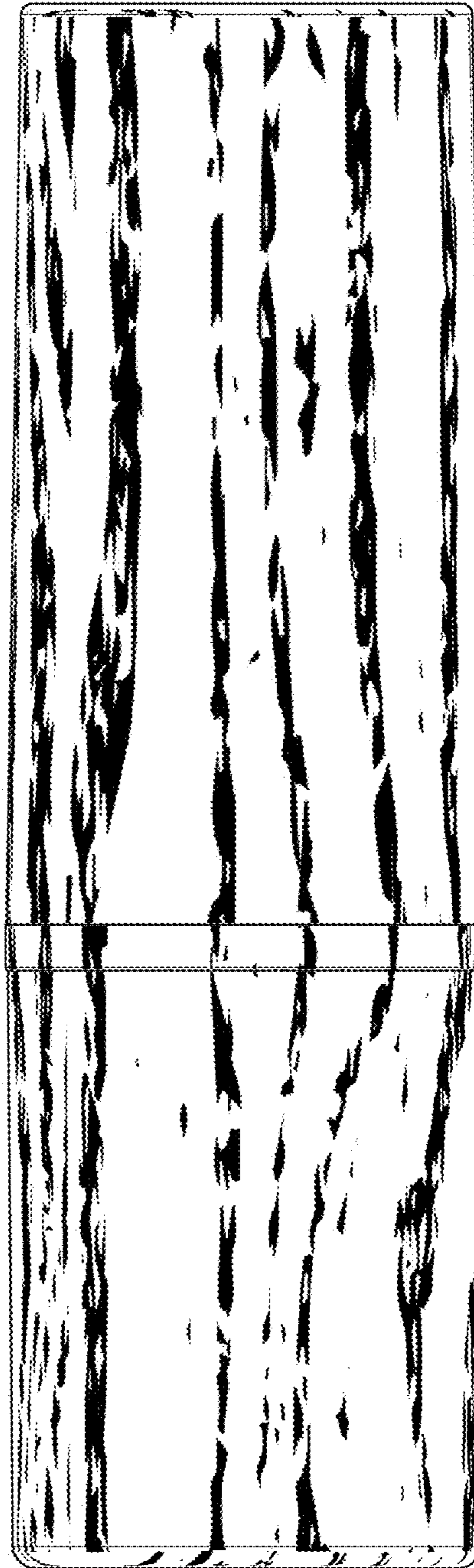


FIG. 5

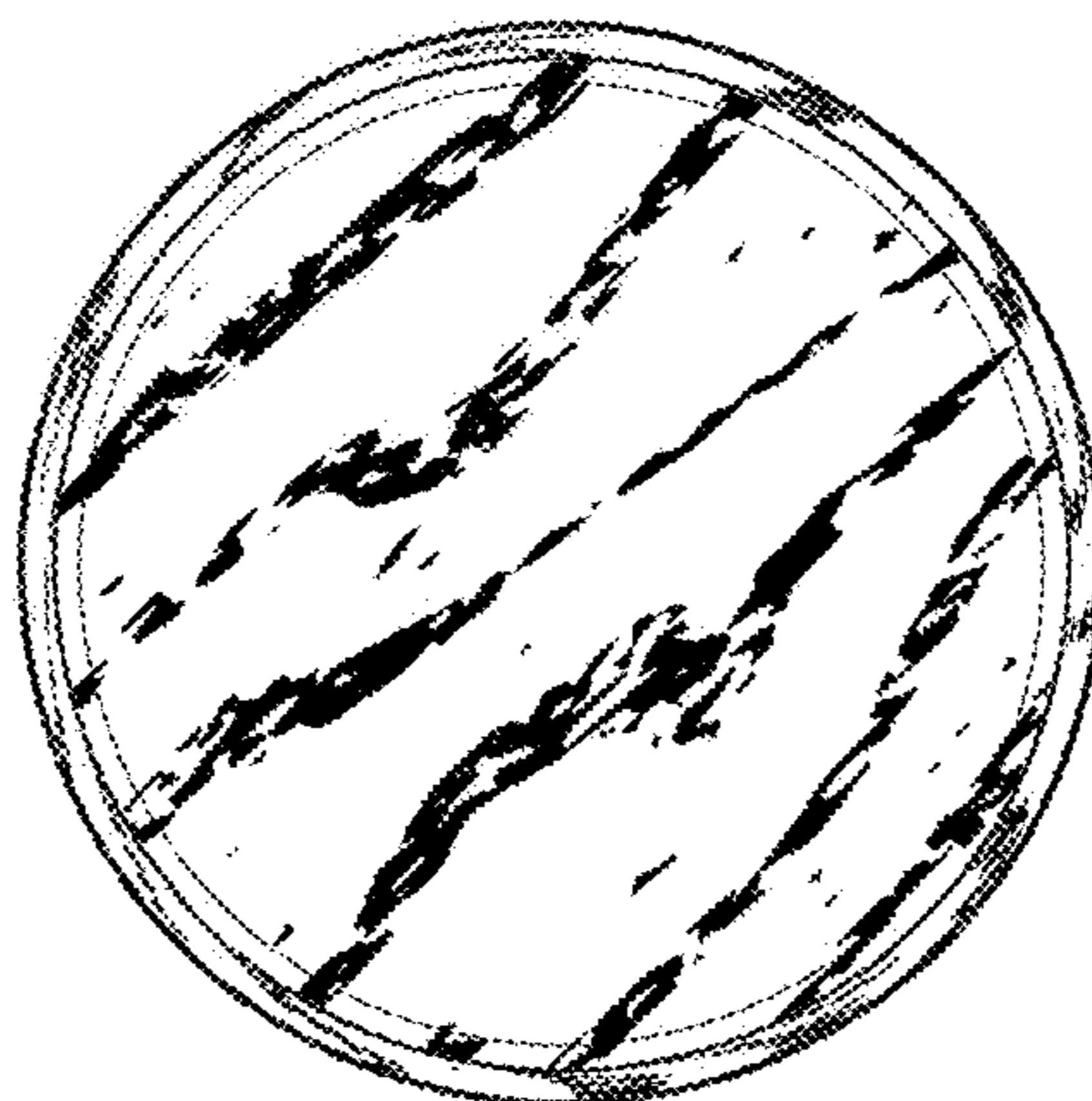


FIG. 6

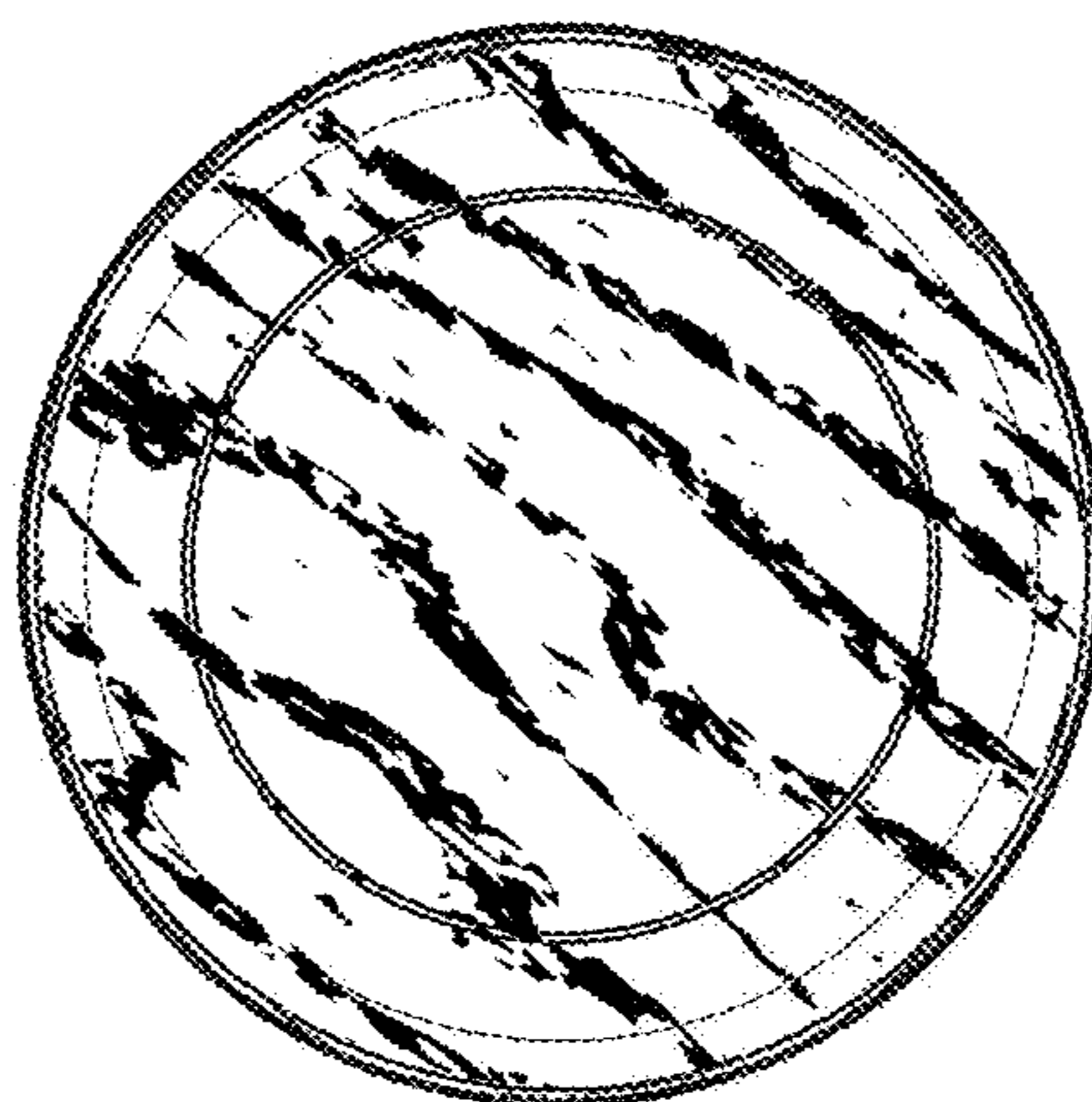


FIG. 7