



US00D943200S

(12) **United States Design Patent**
Gerhards

(10) **Patent No.:** **US D943,200 S**

(45) **Date of Patent:** **** Feb. 8, 2022**

(54) **TABLET**

(71) Applicant: **Henkel AG & Co. KGaA**, Duesseldorf (DE)

(72) Inventor: **Katja Gerhards**, Duesseldorf (DE)

(73) Assignee: **Henkel AG & Co. KGaA**, Duesseldorf (DE)

(**) Term: **15 Years**

(21) Appl. No.: **29/773,339**

(22) Filed: **Mar. 9, 2021**

Related U.S. Application Data

(62) Division of application No. 29/680,733, filed on Feb. 19, 2019, now Pat. No. Des. 913,585, which is a division of application No. 29/591,078, filed on Jan. 17, 2017, now Pat. No. Des. 844,894.

(51) **LOC (13) Cl.** **28-02**

(52) **U.S. Cl.**
USPC **D28/8.1; D24/101**

(58) **Field of Classification Search**
USPC D9/421, 424–426, 430–432, 414–416,
D9/428, 702–714, 759; D28/4, 8.1–8.2;
D24/100–104

CPC C11D 17/0065–0095; C11D 17/00–0039;
C11D 17/04–047

See application file for complete search history.

(56) **References Cited**

U.S. PATENT DOCUMENTS

D260,301 S * 8/1981 O'Connor D28/8.1
D347,084 S * 5/1994 Crawford D28/8.1
D443,108 S * 5/2001 Friesenhahn D28/8.1
7,144,851 B2 * 12/2006 Kosub C11D 17/0078
510/446

D566,893 S * 4/2008 McCarthy D28/8.1
D612,478 S * 3/2010 Karolak D24/101
8,168,581 B2 * 5/2012 Wiedemann C11D 17/0078
510/446
D681,271 S * 4/2013 Davis D28/8.1
D681,272 S * 4/2013 Davis D28/8.1
D687,182 S * 7/2013 Gordon D28/8.1
D768,923 S * 10/2016 Dietvorst D28/8.1
D812,812 S * 3/2018 Zuckerman D28/8.1
D814,015 S * 3/2018 Heineck D24/101
D814,108 S * 3/2018 Zuckerman D28/8.1
D821,643 S * 6/2018 Hartman D28/8.1
D844,894 S * 4/2019 Gerhards D28/8.1
D846,190 S * 4/2019 Zuckerman D28/8.1
D846,191 S * 4/2019 Zuckerman D28/8.1
D848,061 S * 5/2019 Zuckerman D28/8.1
D898,584 S * 10/2020 Mowbray D9/707
D913,585 S * 3/2021 Gerhards D28/8.1
D921,287 S * 6/2021 de Boer D28/8.1
D924,482 S * 7/2021 Cronk D28/8.1

* cited by examiner

Primary Examiner — Jennifer Rivard

(74) *Attorney, Agent, or Firm* — Bojuan Deng

(57) **CLAIM**

The ornamental design for the tablet, as shown and described.

DESCRIPTION

FIG. 1 is a front perspective view of a tablet embodying the new design;

FIG. 2 is a front side elevation view thereof;

FIG. 3 is a rear side elevation view thereof;

FIG. 4 is a right side elevation view thereof;

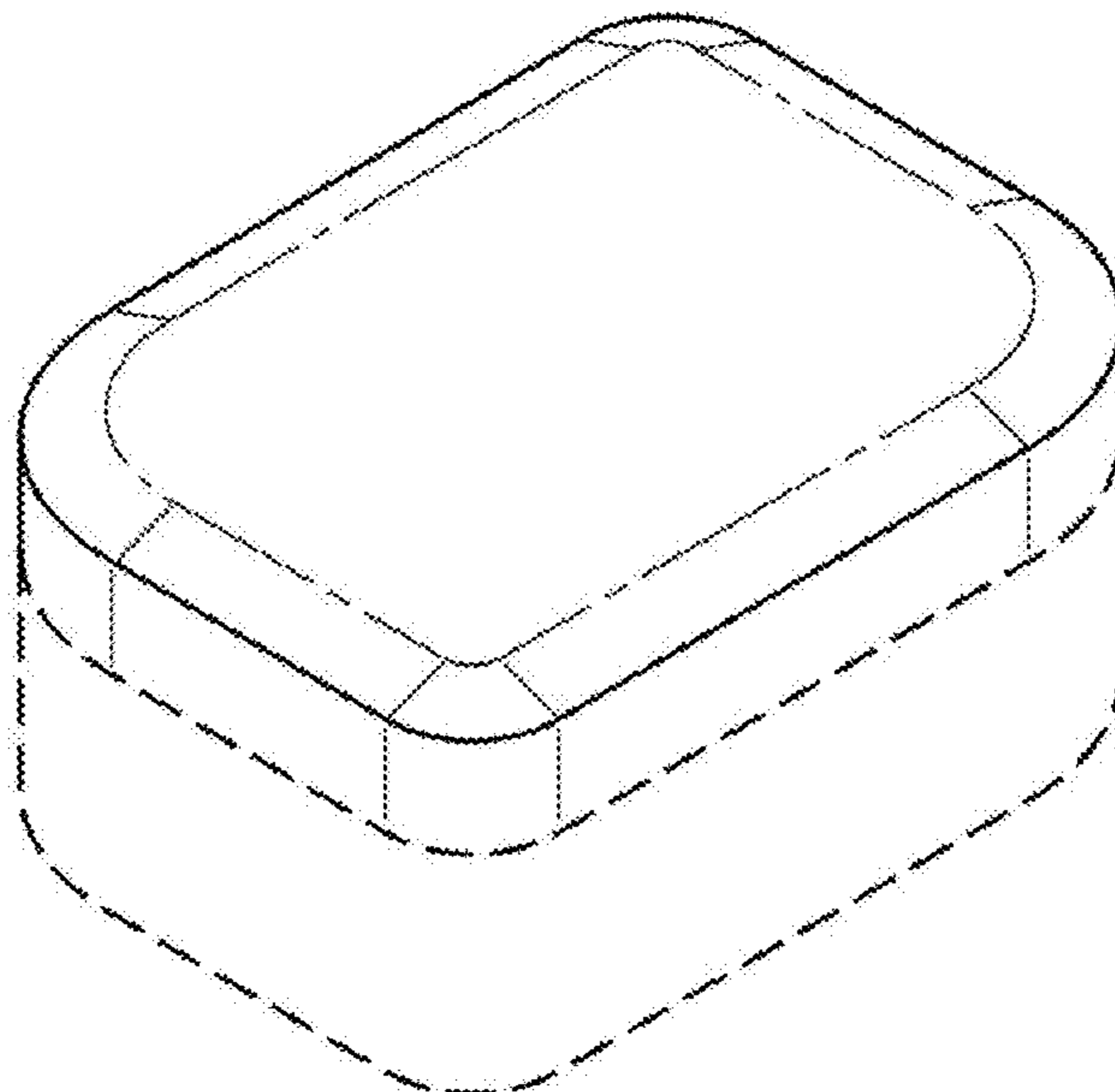
FIG. 5 is a left side elevation view thereof;

FIG. 6 is a top plan view thereof; and,

FIG. 7 is a bottom plan view thereof.

The broken lines shown in the drawings depict portions of the tablet that form no part of the claimed design.

1 Claim, 3 Drawing Sheets



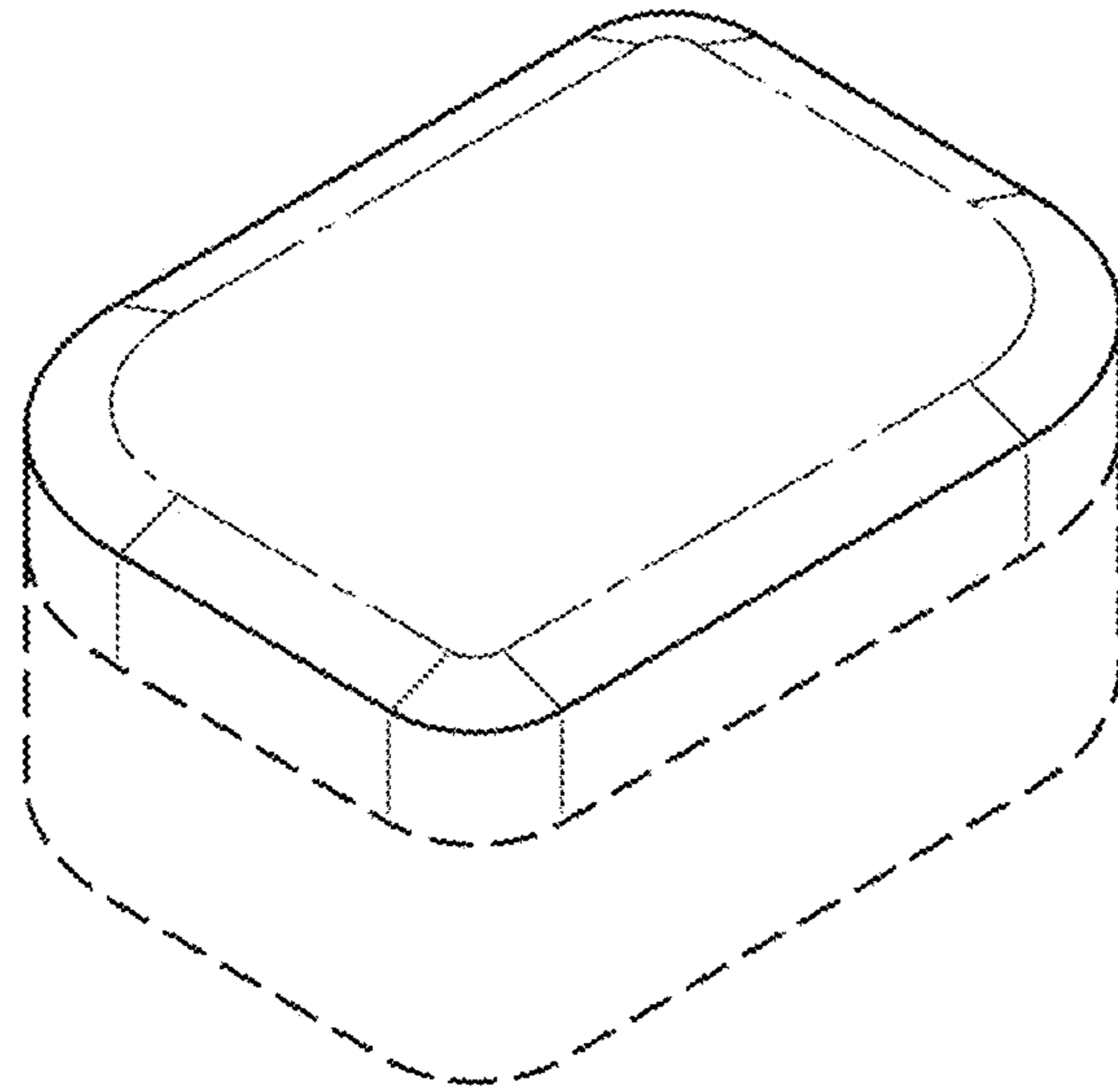


FIG. 1

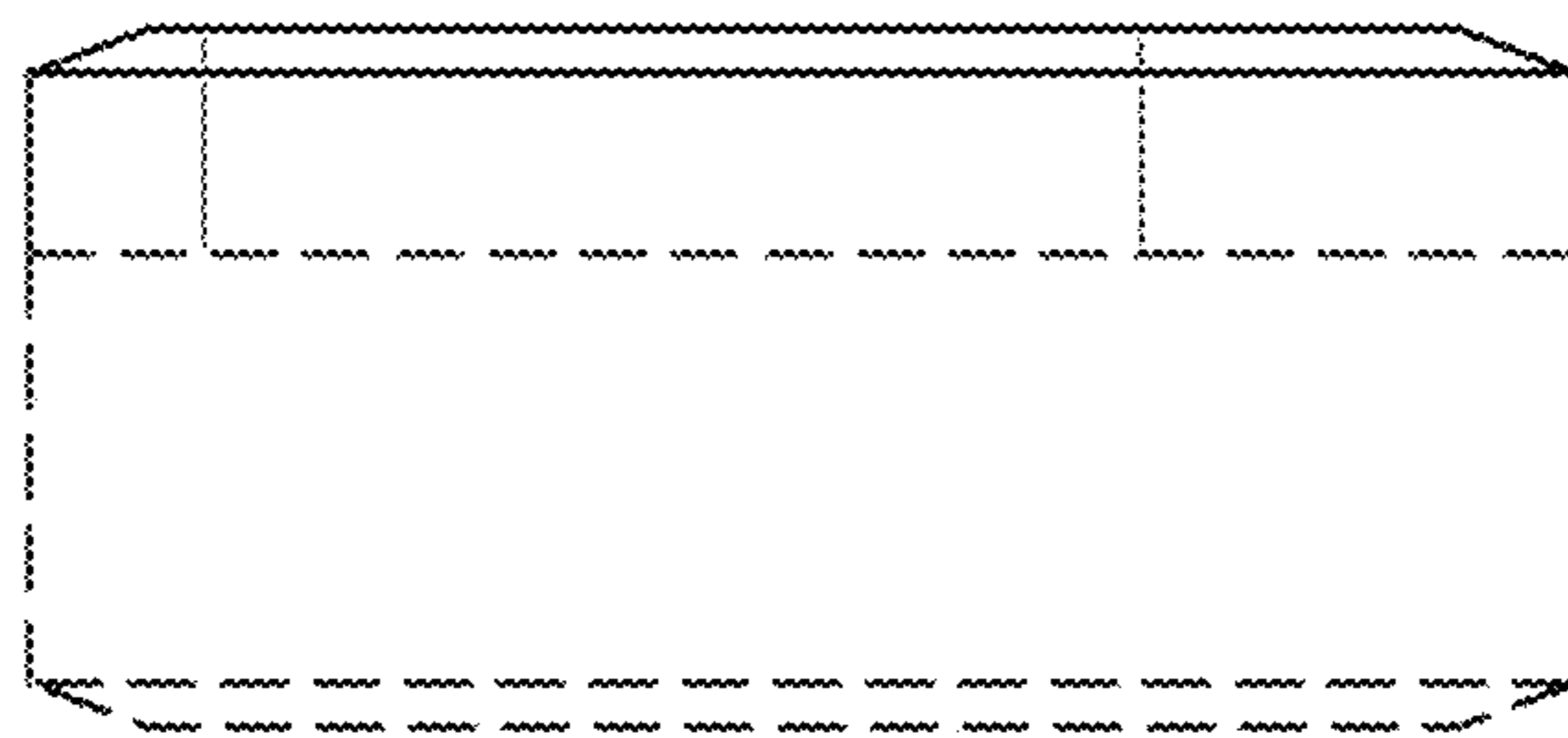


FIG. 2




FIG. 3

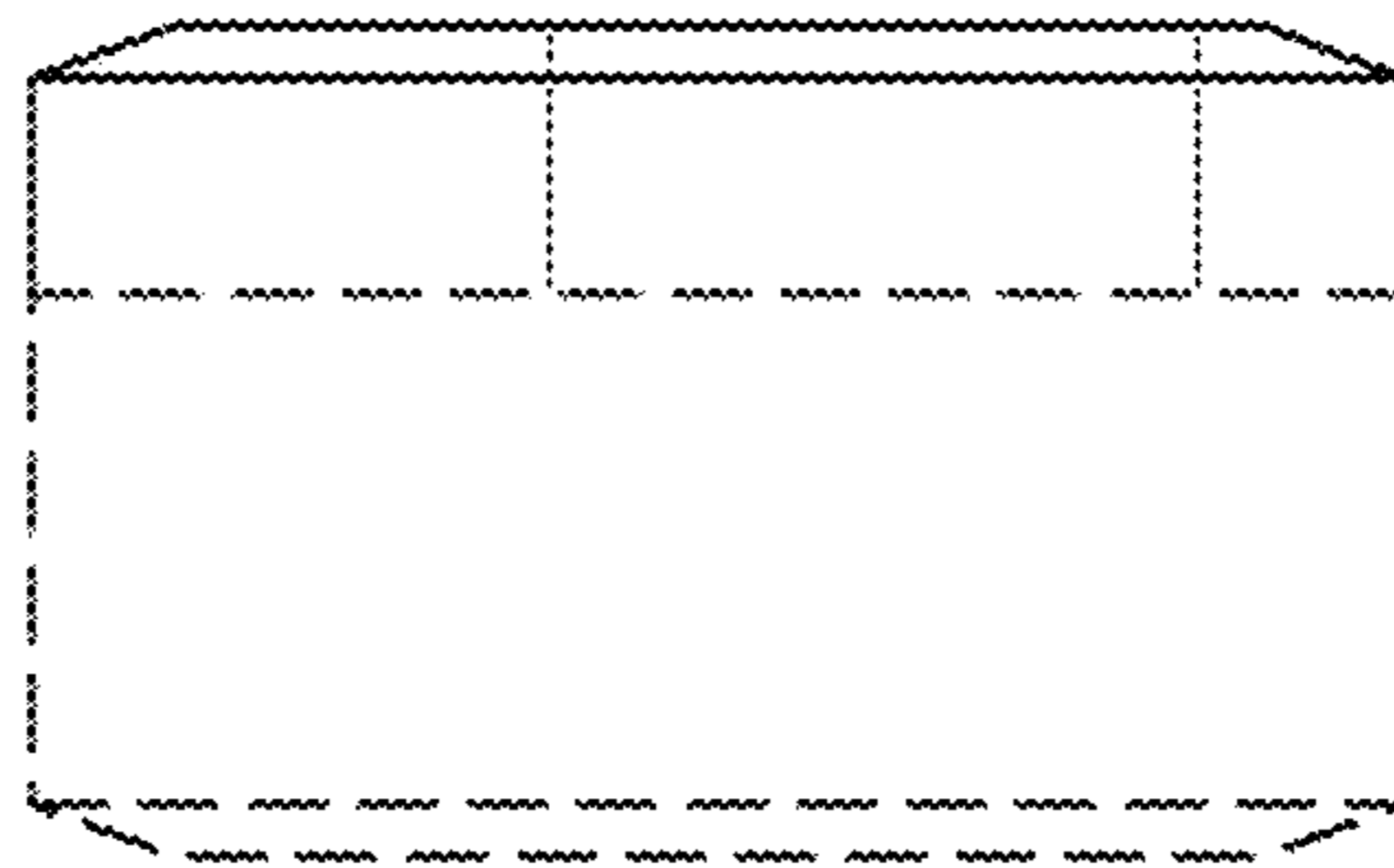


FIG. 4




FIG. 5

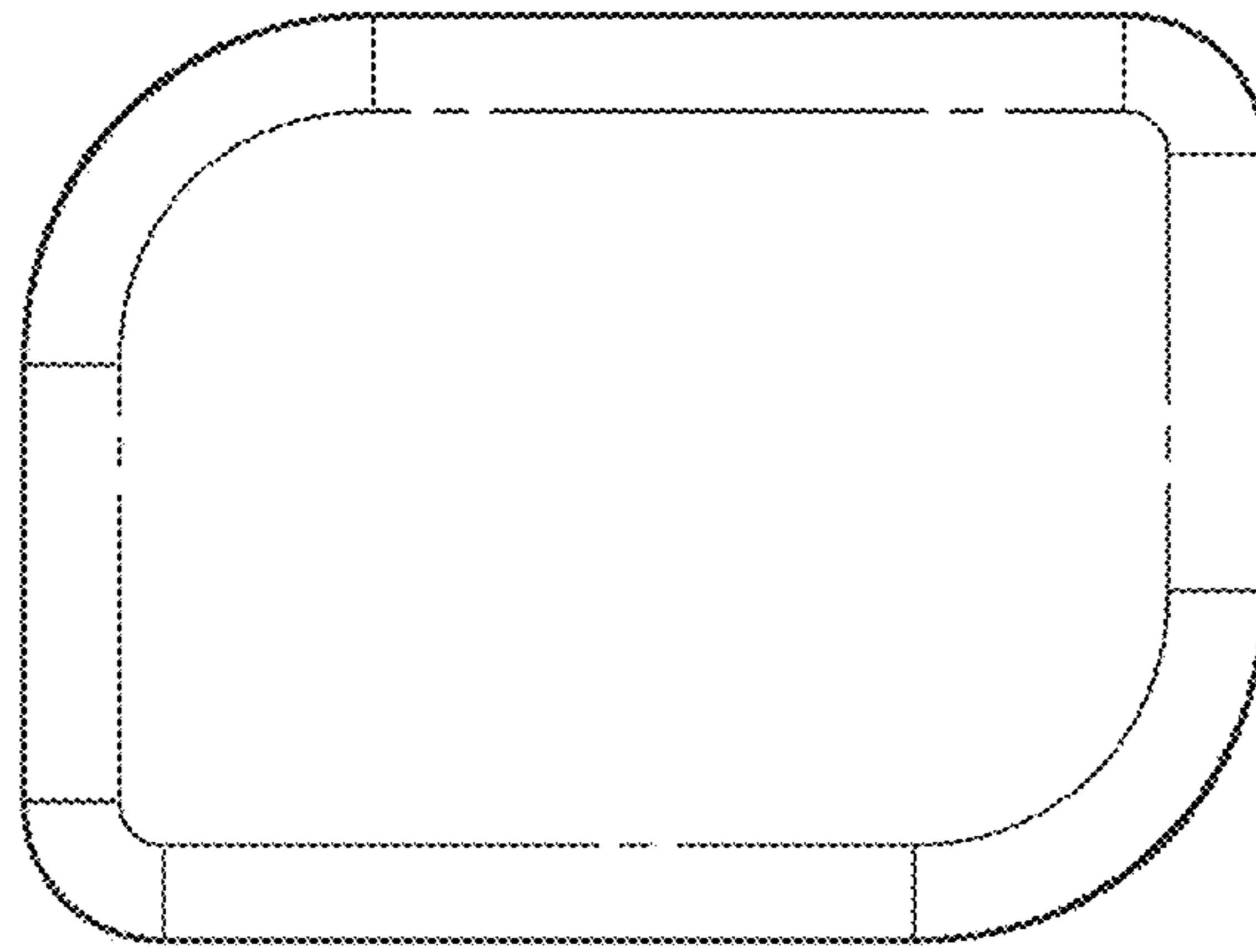


FIG. 6

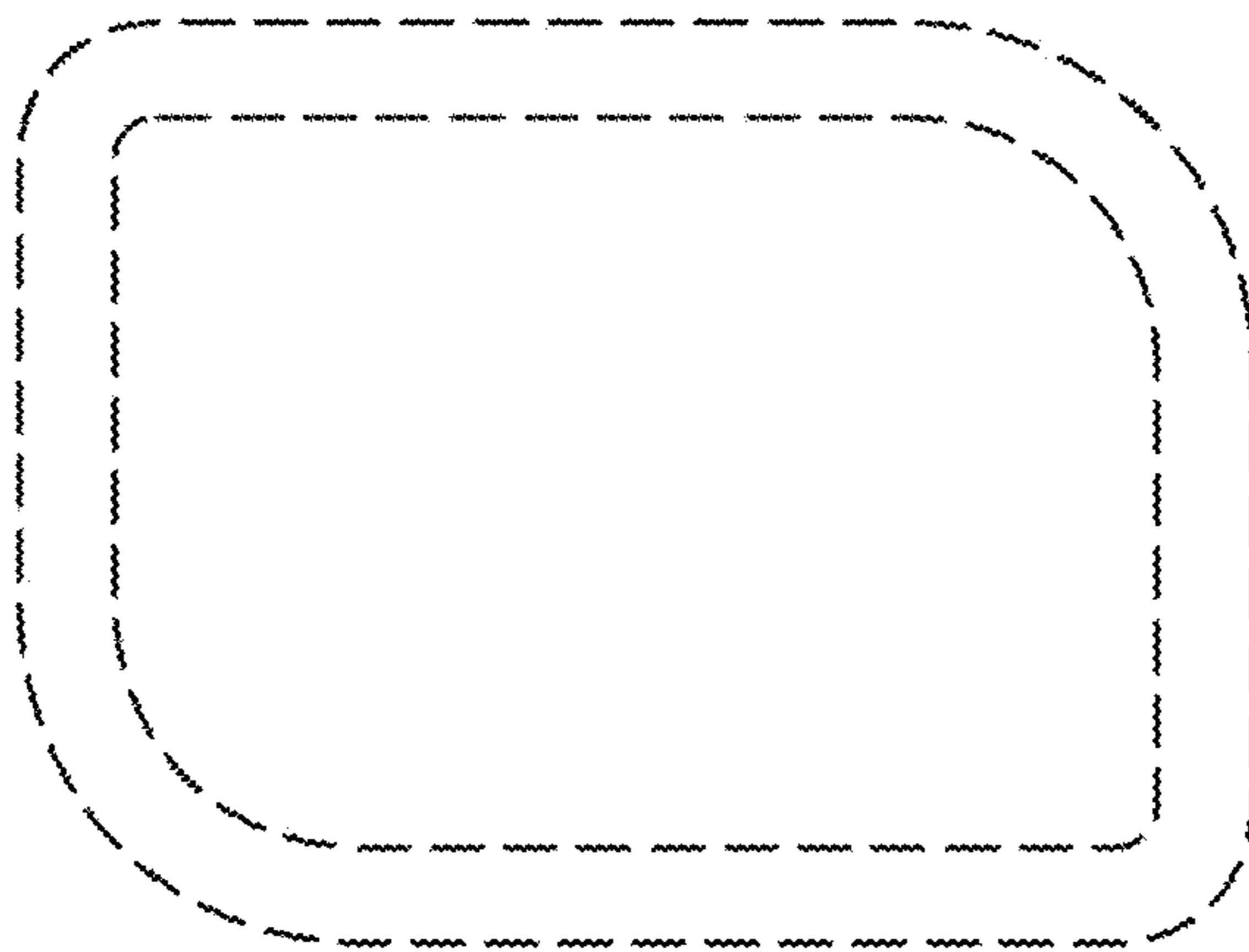


FIG. 7