



US00D943171S

(12) **United States Design Patent** (10) **Patent No.:** **US D943,171 S**
Liu (45) **Date of Patent:** **** Feb. 8, 2022**

(54) **ELECTRONIC HOOKAH**
(71) Applicant: **Tuanfang Liu**, Shenzhen (CN)
(72) Inventor: **Tuanfang Liu**, Shenzhen (CN)
(**) Term: **15 Years**

D755,439 S * 5/2016 Helou D27/162
D806,945 S * 1/2018 Lepper D27/163
D844,231 S * 3/2019 Klimczyk D27/162
D846,187 S * 4/2019 Hoch D27/162
10,376,657 B2 * 8/2019 Jones A24F 1/30
10,869,498 B2 * 12/2020 Risolia A24F 1/02

(21) Appl. No.: **29/731,382**
(22) Filed: **Apr. 14, 2020**
(30) **Foreign Application Priority Data**

Oct. 15, 2019 (CN) 201930559521.4

(51) **LOC (13) Cl.** **27-02**
(52) **U.S. Cl.**
USPC **D27/162**
(58) **Field of Classification Search**
USPC D27/162, 100, 163-165, 167, 168, 169,
D27/172, 194; D24/110, 110.5;
D11/152, 143, 148
CPC A24F 47/002; A24F 47/004; A24F 47/008;
A24F 1/30; A24F 5/00; A24F 5/04; A24F
5/10

See application file for complete search history.

(56) **References Cited**
U.S. PATENT DOCUMENTS

D368,325 S * 3/1996 Heine D27/162
D372,427 S * 8/1996 Jago D9/500
D476,237 S * 6/2003 Canepa D9/545
D697,410 S * 1/2014 Glasman D9/503
D731,705 S * 6/2015 Nadeem D27/162
D742,587 S * 11/2015 Masri D27/162
D754,392 S * 4/2016 Helou D27/162
D754,915 S * 4/2016 Helou D27/162

OTHER PUBLICATIONS

Hookah Set, Micro Modern Acrylic Bubble Hookah with System Silicone Hookah Bowl Silk Hookah Hose Tongs Magical LED Light for Better Shisha Hookah Narguile Smoking By: AfooBezos found on Amazon, May 22, 2020 https://www.amazon.com/Acrylic-Silicone-Magical-Narguile-Smoking/dp/B083BBKHC9/ref=sr_Jan.29.2020.*

* cited by examiner

Primary Examiner — Rebecca Tsehaye
(74) *Attorney, Agent, or Firm* — Matthias Scholl P.C.; Matthias Scholl

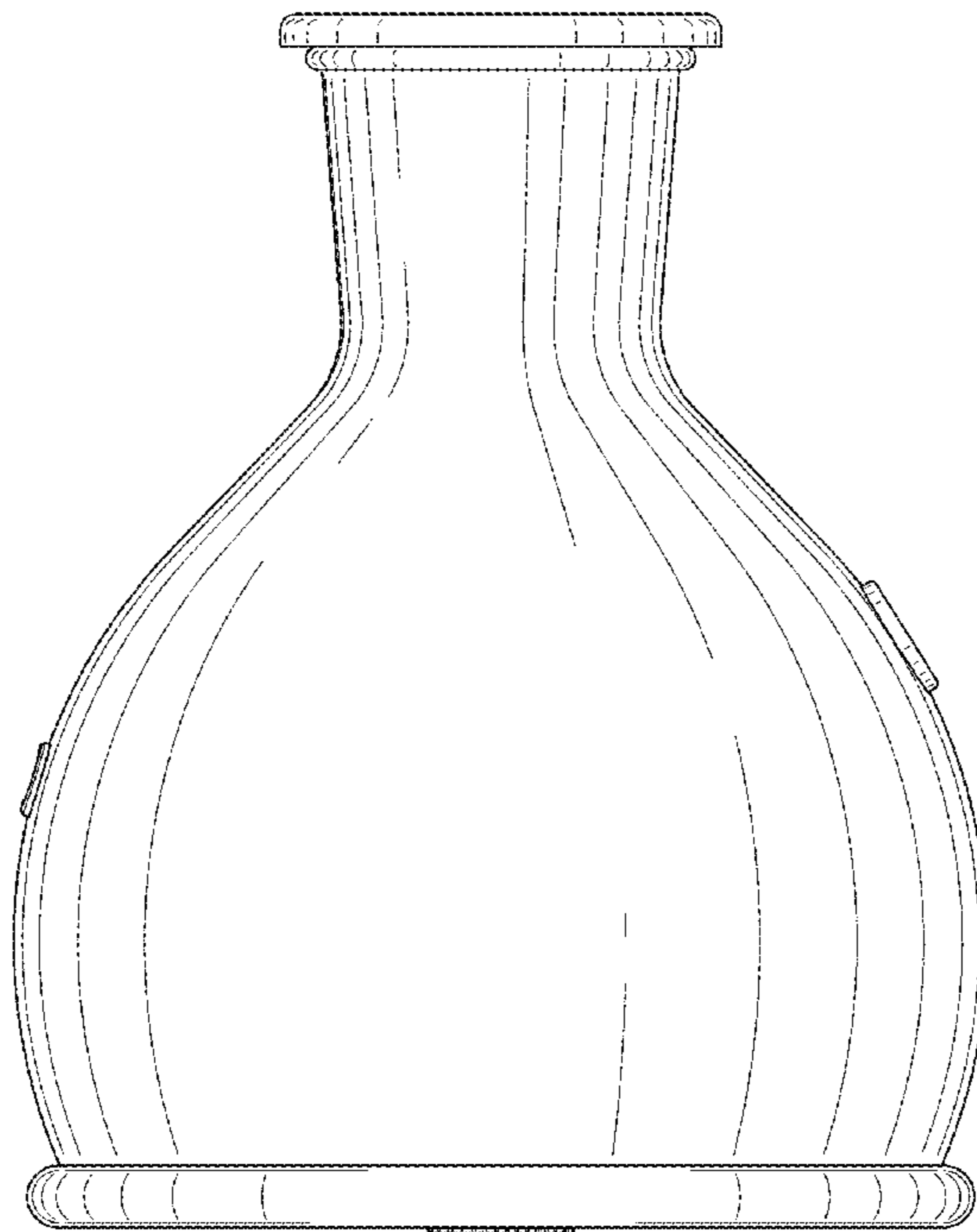
(57) **CLAIM**

The ornamental design for an electronic hookah, as shown and described.

DESCRIPTION

FIG. 1 is a front elevation view of an electronic hookah; FIG. 2 is a rear elevation view thereof; FIG. 3 is a left-side elevation view thereof; FIG. 4 is a right-side elevation view thereof; FIG. 5 is a top plan view thereof; FIG. 6 is a bottom plan view thereof; FIG. 7 is a perspective view thereof; and, FIG. 8 is a bottom perspective view thereof. The broken lines in the drawings depict portions of the electronic cigarette that form no part of the claimed design.

1 Claim, 8 Drawing Sheets






FIG. 1

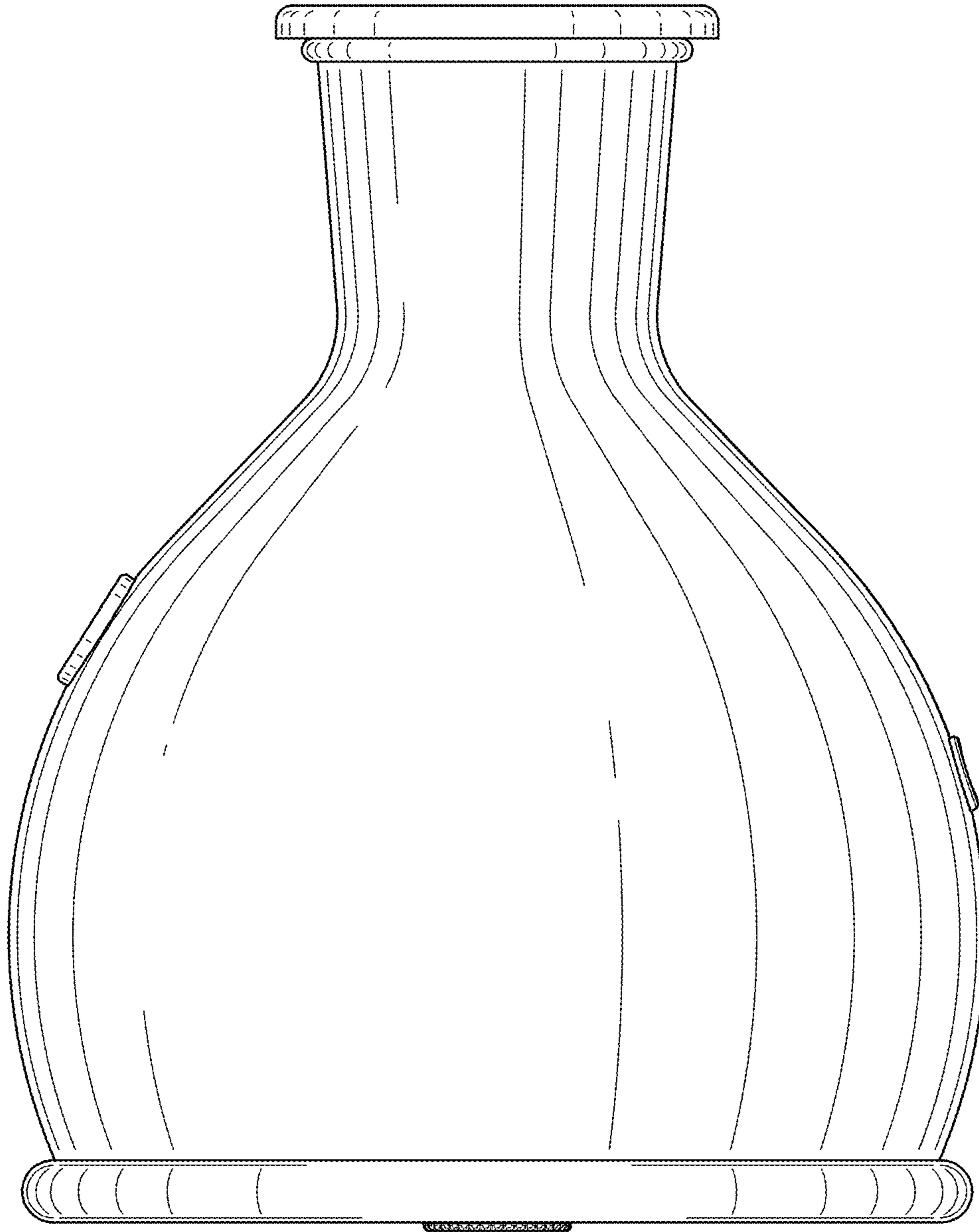


FIG. 2

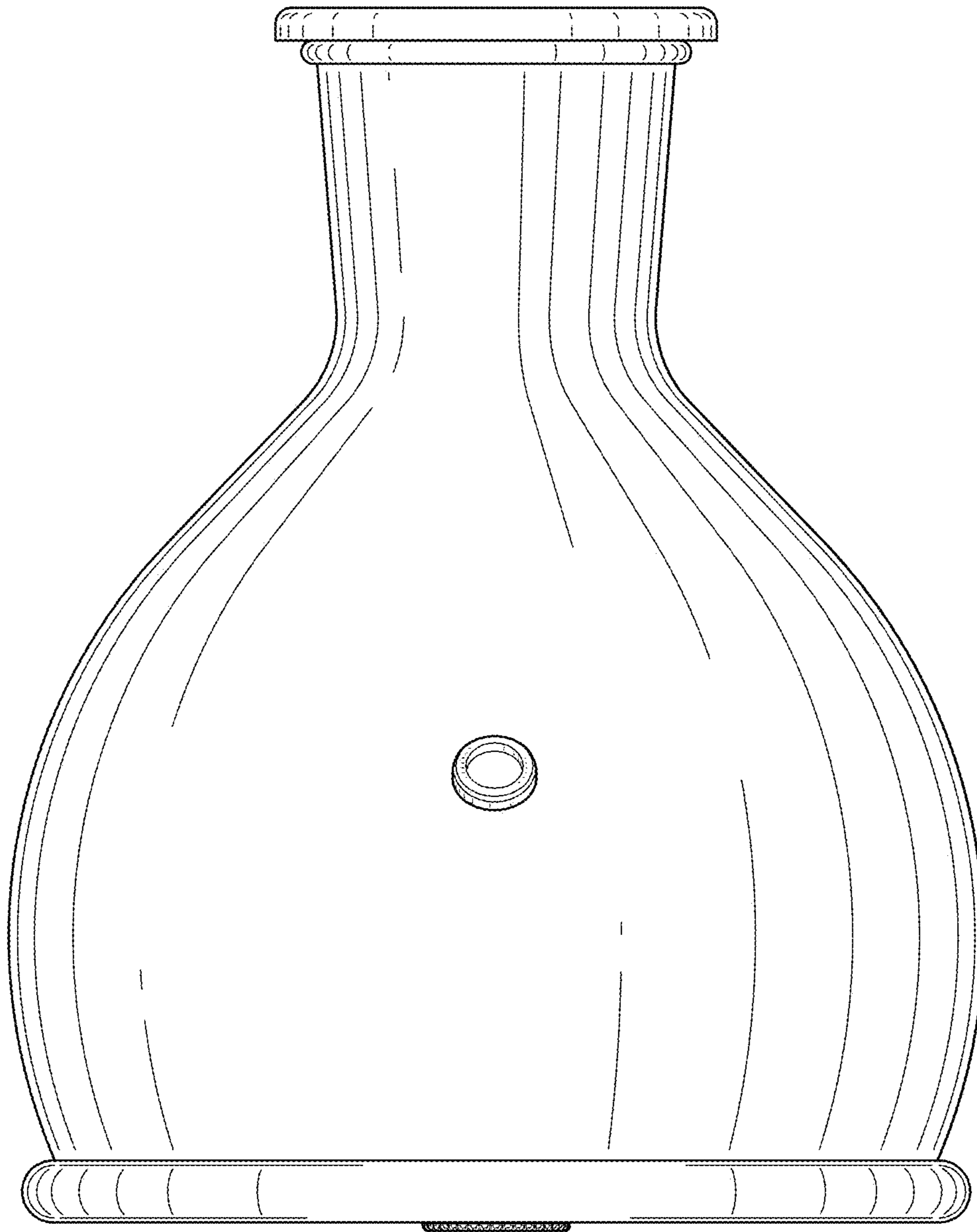


FIG. 3

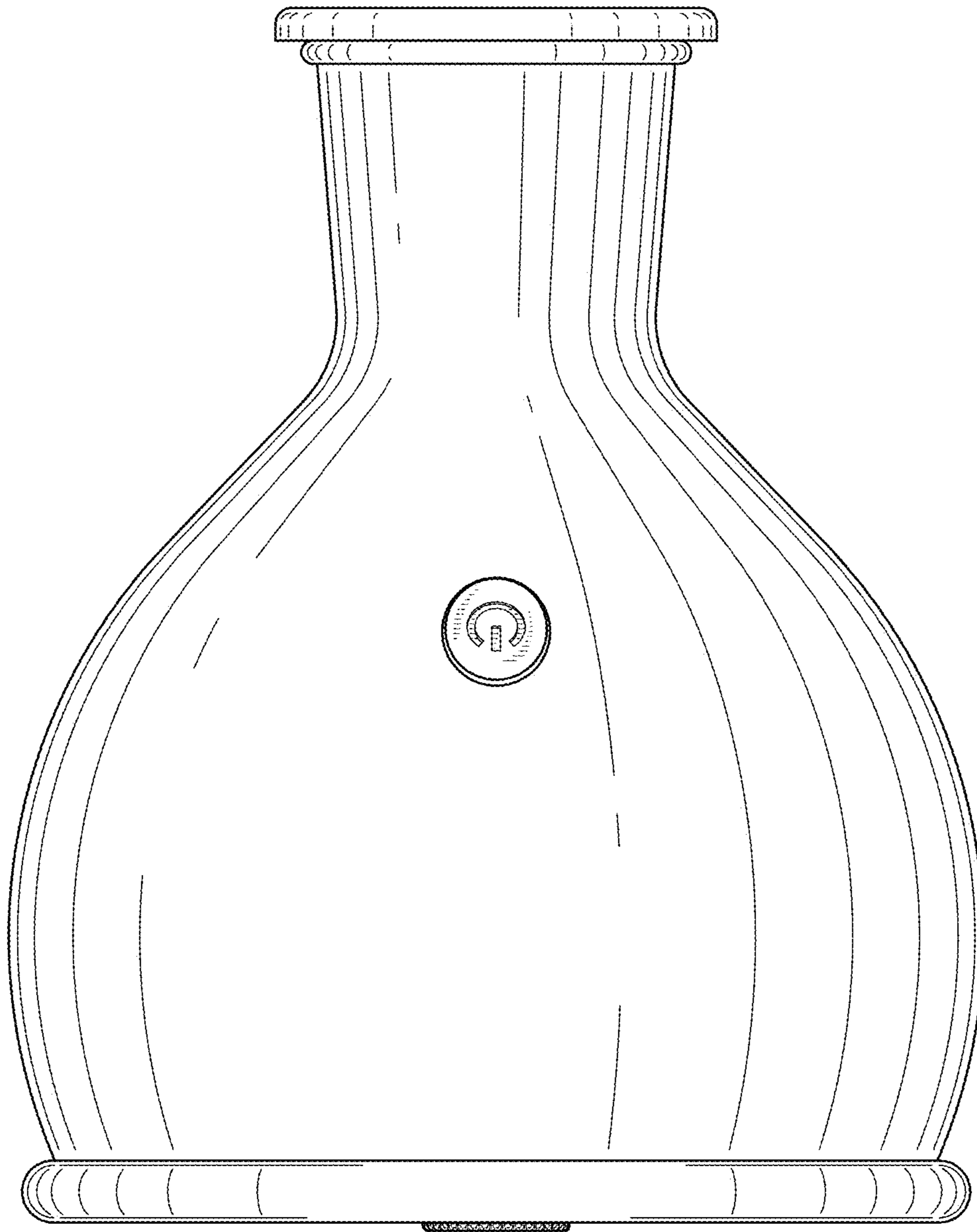


FIG. 4

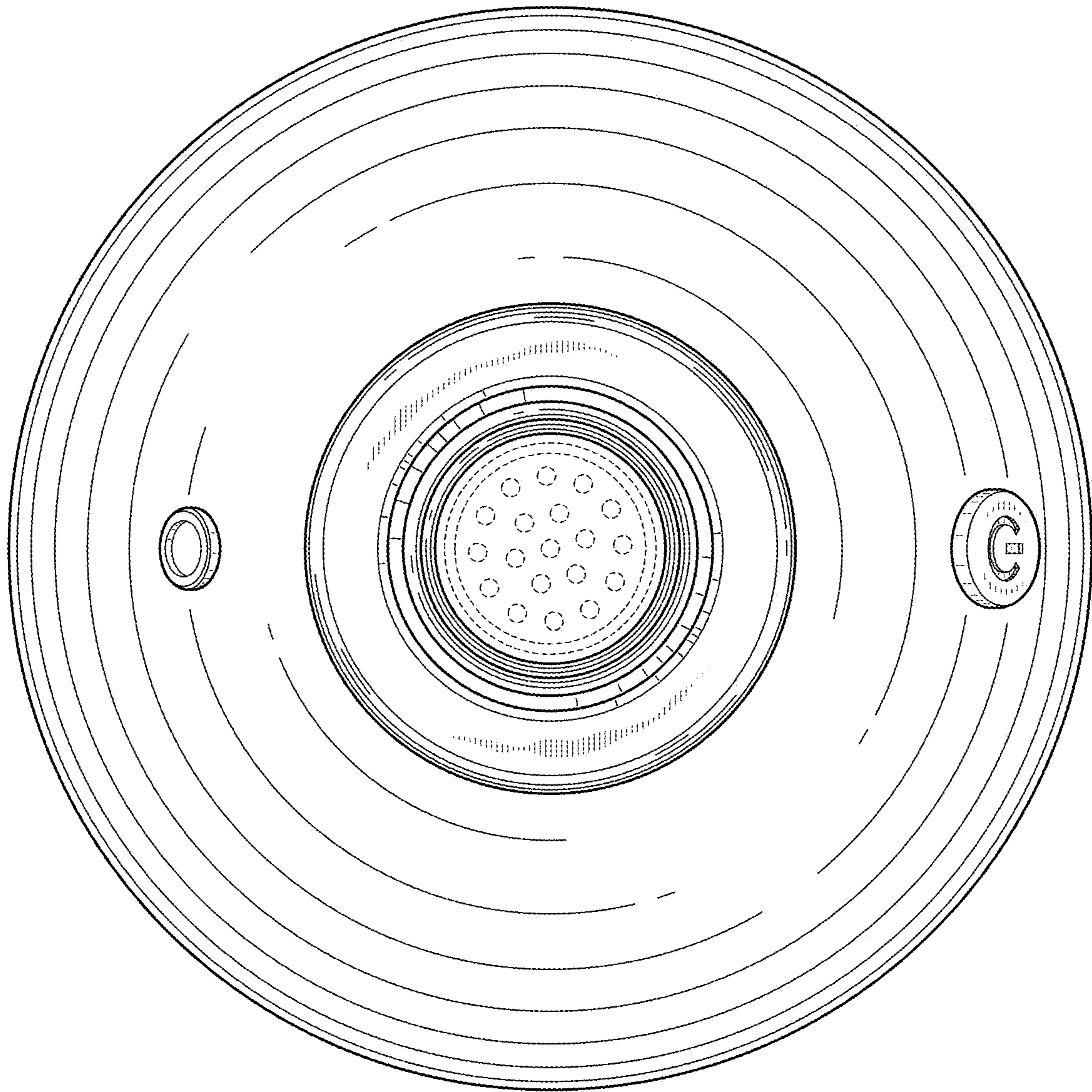


FIG. 5




FIG. 6

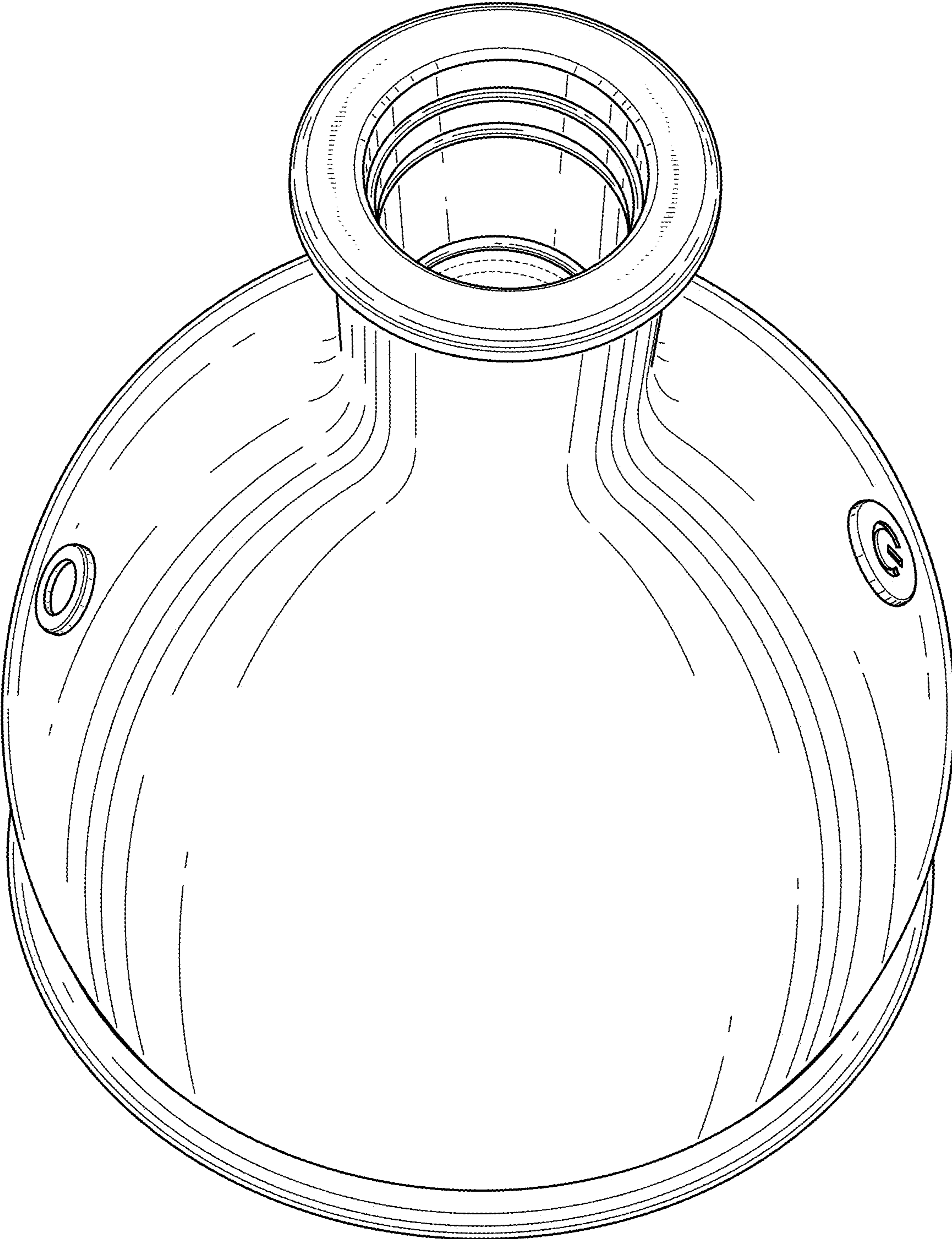


FIG. 7

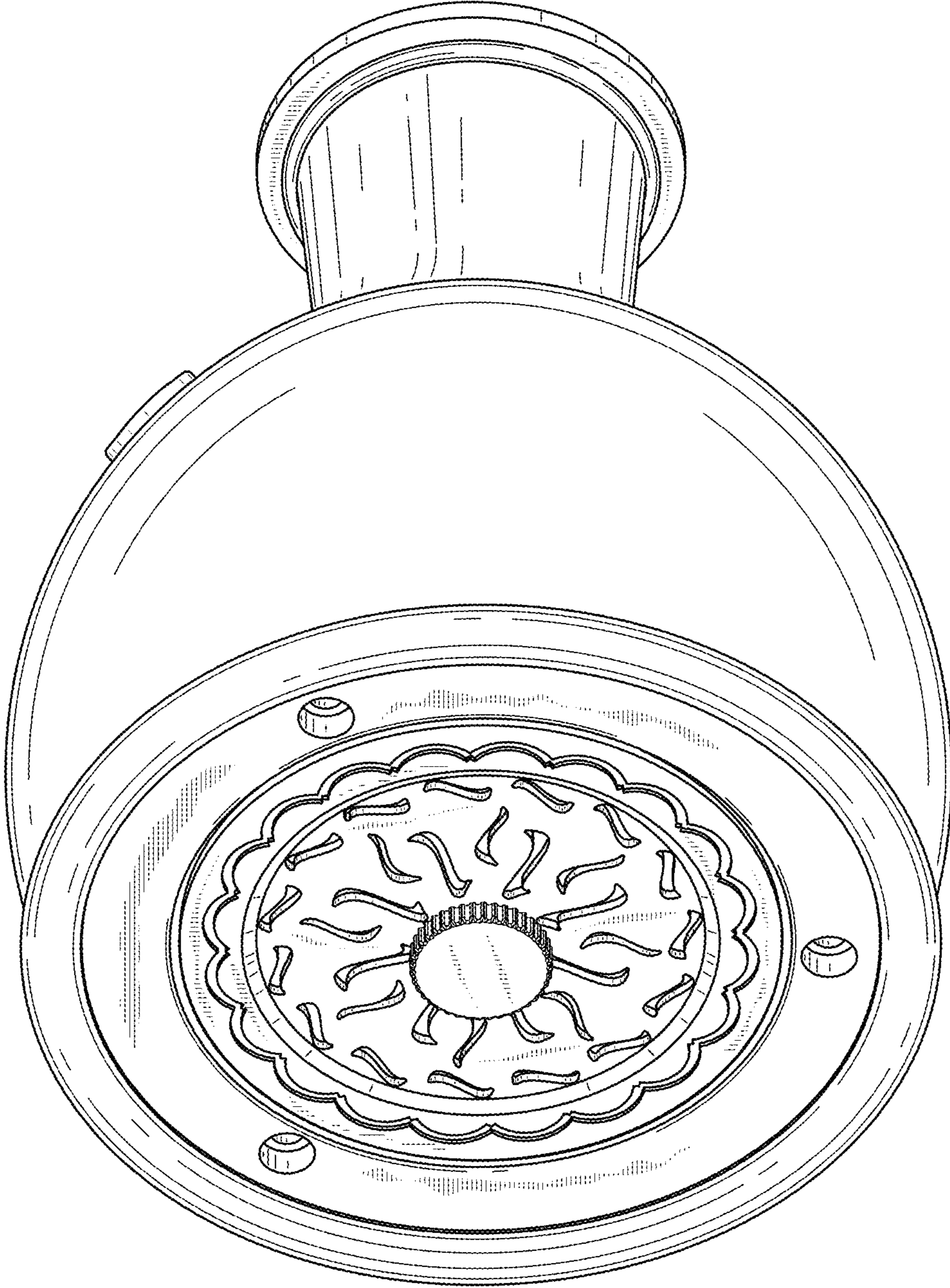


FIG. 8