



US00D943162S

(12) **United States Design Patent** (10) **Patent No.:** **US D943,162 S**
Chen et al. (45) **Date of Patent:** **** Feb. 8, 2022**

(54) **ELECTRONIC CIGARETTE CARTRIDGE**
 (71) Applicant: **SHENZHEN RELX TECHNOLOGY CO., LTD.**, Shenzhen (CN)
 (72) Inventors: **Chen Chen**, Shenzhen (CN); **Weifeng Chen**, Shenzhen (CN)
 (73) Assignee: **SHENZHEN RELX TECHNOLOGY CO., LTD.**, Shenzhen (CN)

D871,669 S * 12/2019 Lee D27/194
 D875,302 S * 2/2020 Pan D27/162
 D875,303 S * 2/2020 Pan D27/162
 D881,460 S * 4/2020 Han D27/162
 D889,736 S * 7/2020 Han D27/162
 D890,417 S * 7/2020 Austin D27/162
 D893,094 S * 8/2020 Wang D27/162
 D900,385 S * 10/2020 Wang D27/162
 D900,386 S * 10/2020 Wang D27/162
 D902,480 S * 11/2020 Chen D27/194
 D908,279 S * 1/2021 Li D27/162
 D914,274 S * 3/2021 Vora D27/162
 D921,972 S * 6/2021 Wang D27/162
 2019/0053542 A1 * 2/2019 Chen A61M 11/042

(**) Term: **15 Years**

(21) Appl. No.: **29/713,582**

(22) Filed: **Nov. 18, 2019**

(30) **Foreign Application Priority Data**

Jun. 26, 2019 (CN) 201930335064.0

(51) **LOC (13) Cl.** **27-02**

(52) **U.S. Cl.**
USPC **D27/162**

(58) **Field of Classification Search**
 USPC D27/162, 100, 101, 163–165, 172, 174,
 D27/175, 183, 185–194; D24/110, 110.5;
 D23/366
 CPC A24F 47/002; A24F 47/004; A24F 47/006;
 A24F 47/008; A61M 15/06
 See application file for complete search history.

(56) **References Cited**

U.S. PATENT DOCUMENTS

D299,066 S * 12/1988 Newell D24/110
 D683,844 S * 6/2013 Andrade D24/110
 D849,996 S * 5/2019 Duque D27/194

* cited by examiner

Primary Examiner — Rebecca Tsehaye

(74) *Attorney, Agent, or Firm* — Idea Intellectual Limited;
Margaret A. Burke; Sam T. Yip

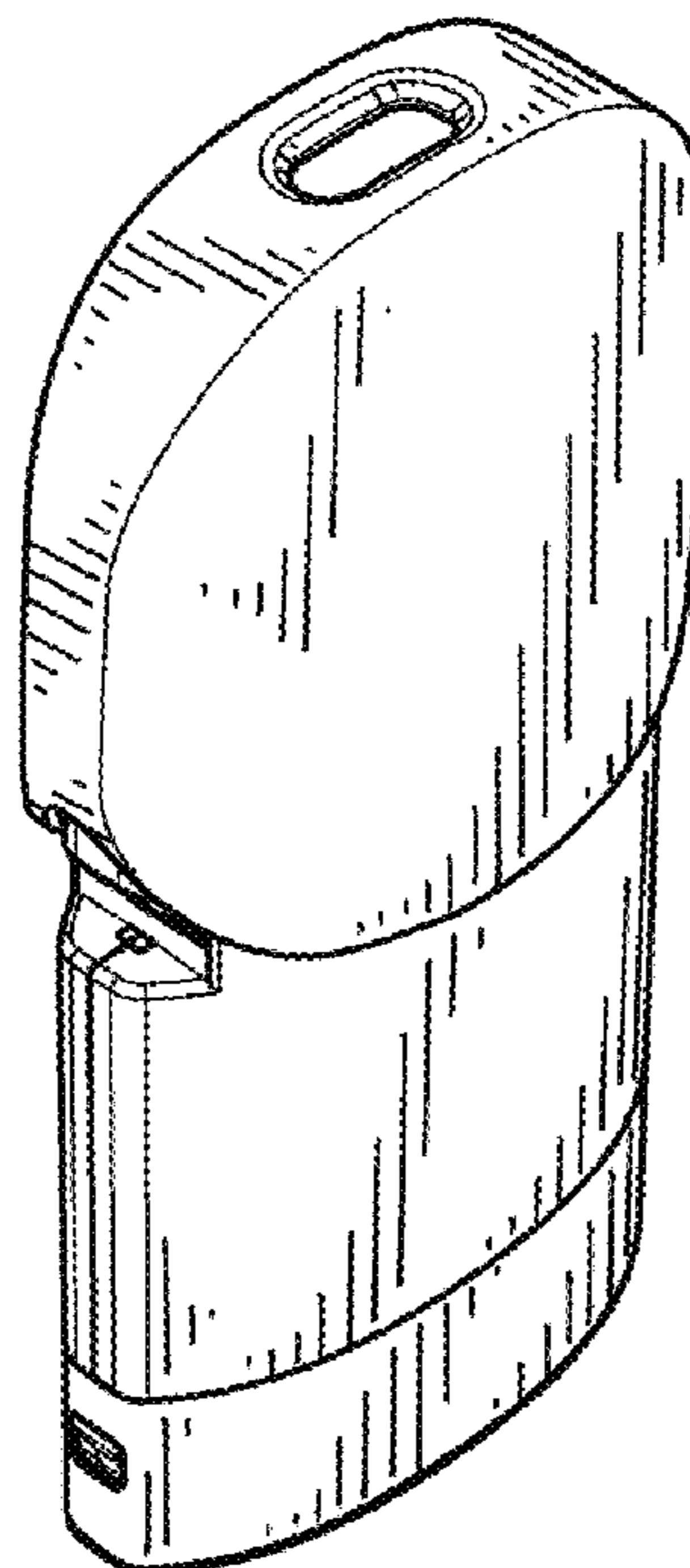
(57) **CLAIM**

The ornamental design for an electronic cigarette cartridge, as shown and described.

DESCRIPTION

FIG. 1 is a perspective view of an electronic cigarette cartridge;
 FIG. 2 is a front view thereof;
 FIG. 3 is a rear view thereof;
 FIG. 4 is a left view thereof;
 FIG. 5 is a right view thereof;
 FIG. 6 is a top view thereof; and,
 FIG. 7 is a bottom view thereof.
 The broken lines in the drawings depict portions of the electronic cigarette cartridge that form no part of the claimed design.

1 Claim, 4 Drawing Sheets



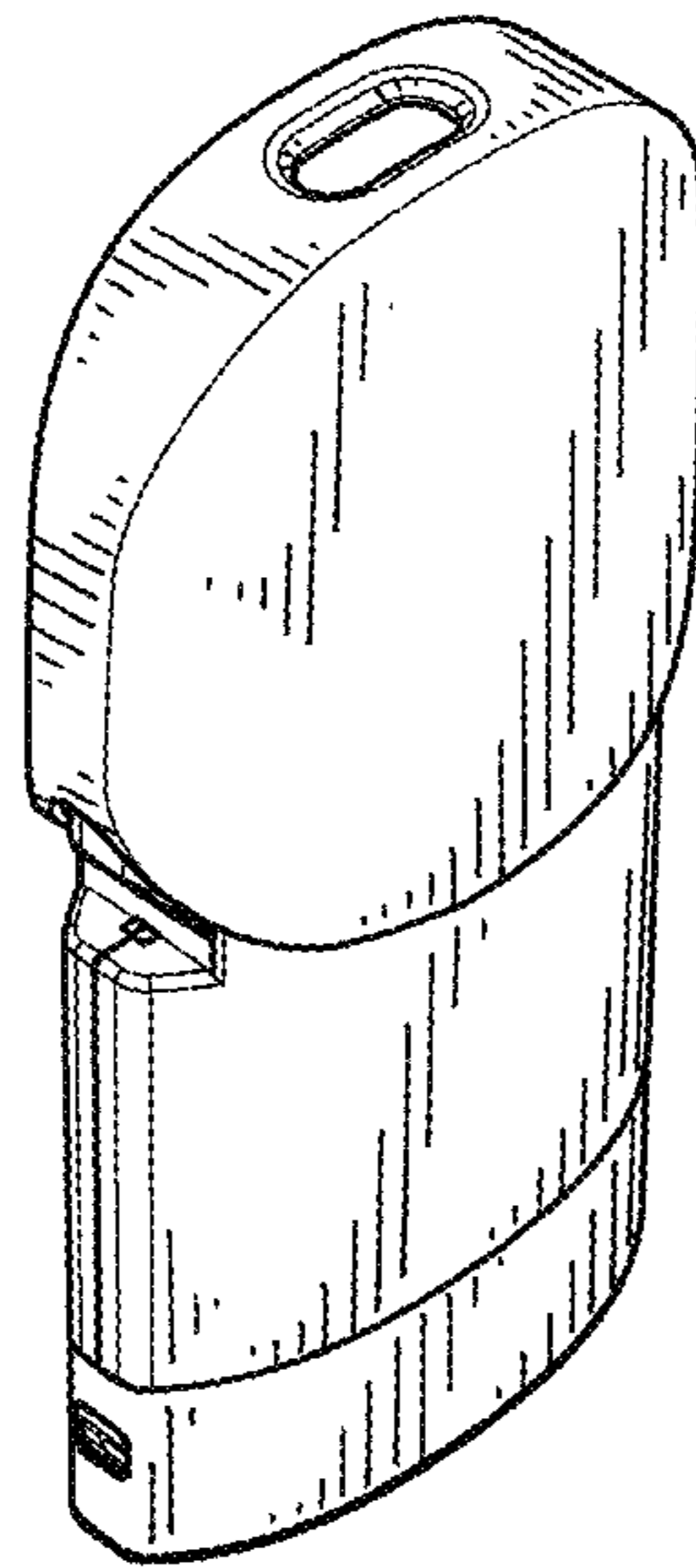


FIG. 1

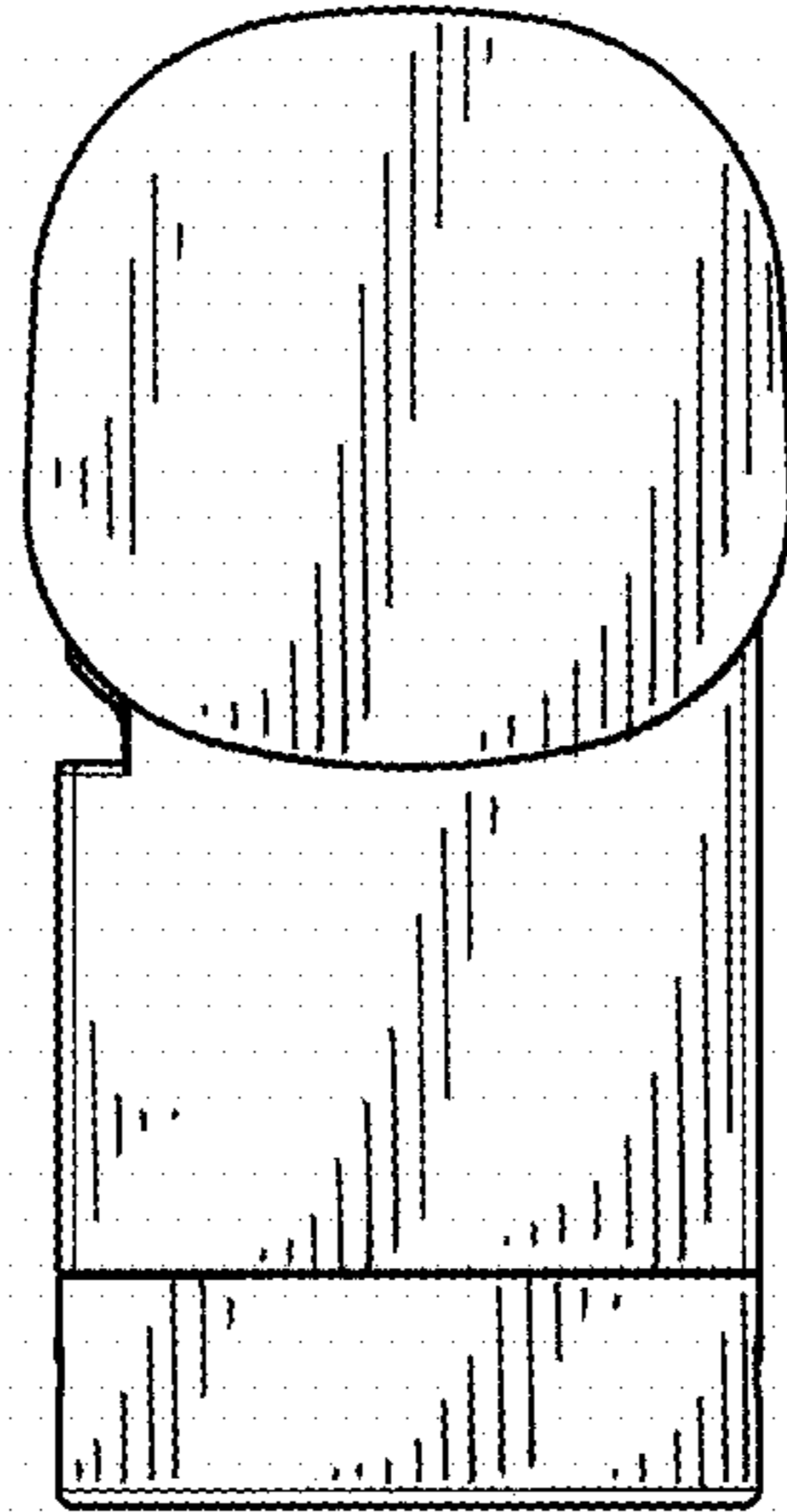


FIG. 2

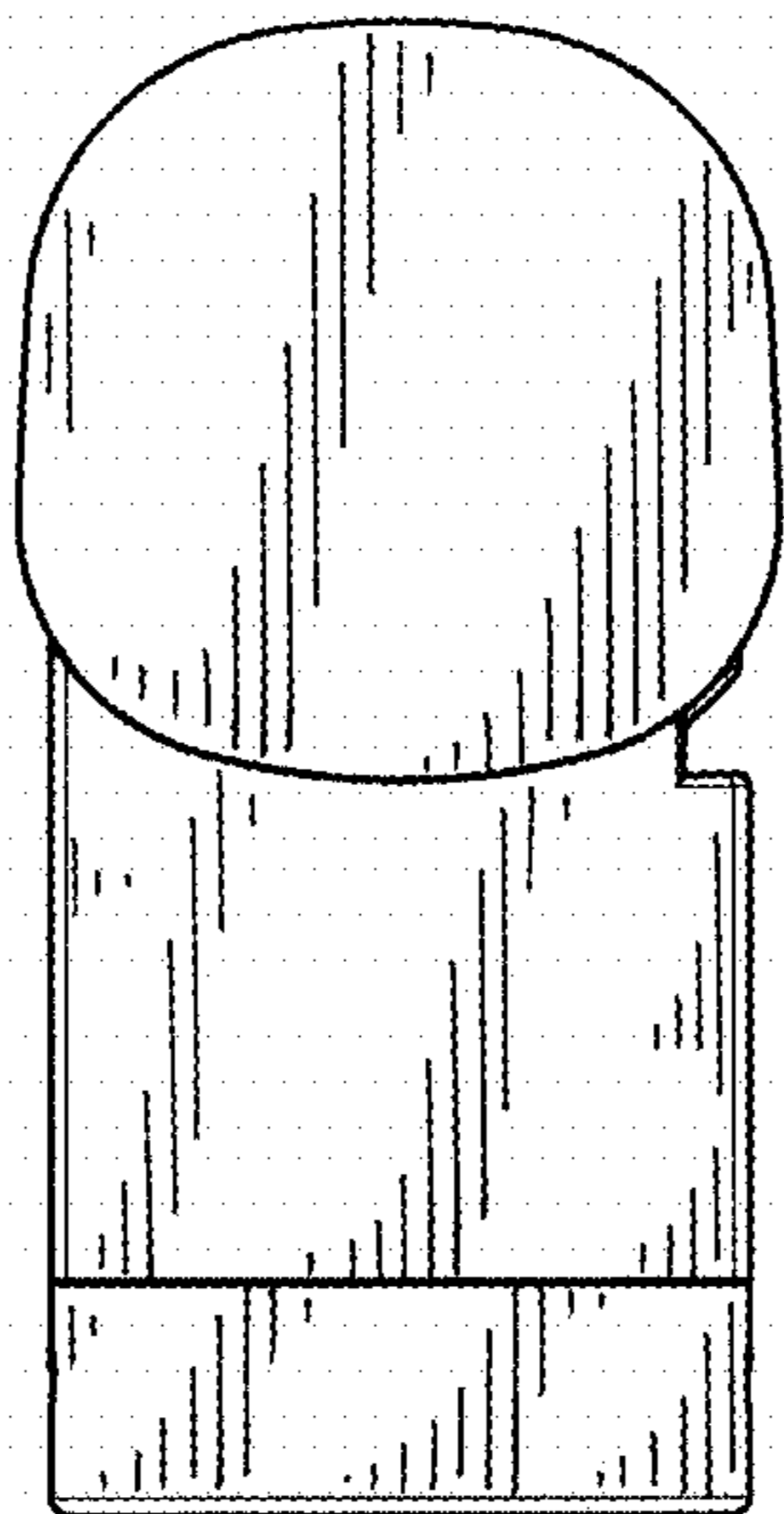


FIG. 3




FIG. 4

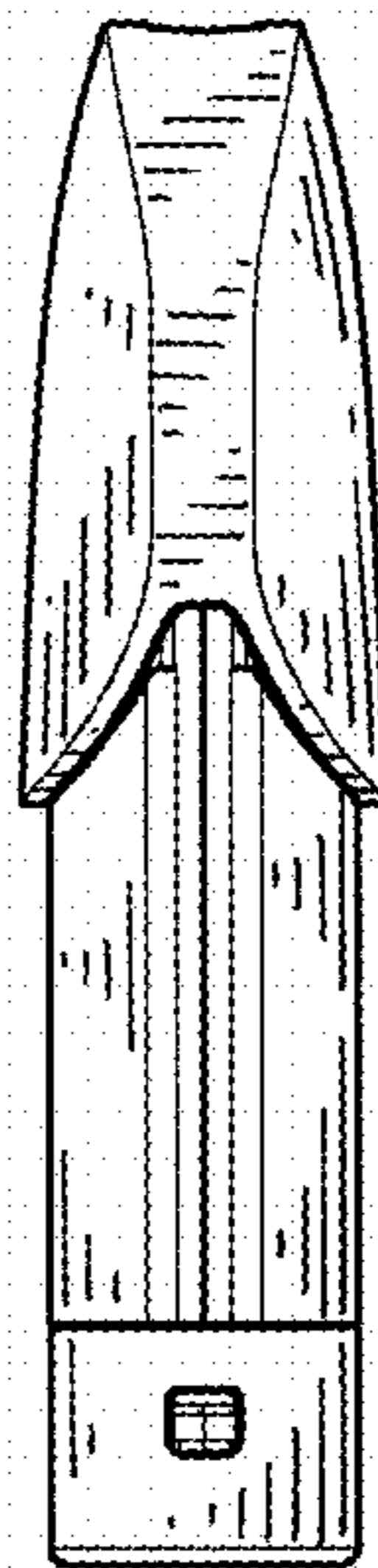


FIG. 5

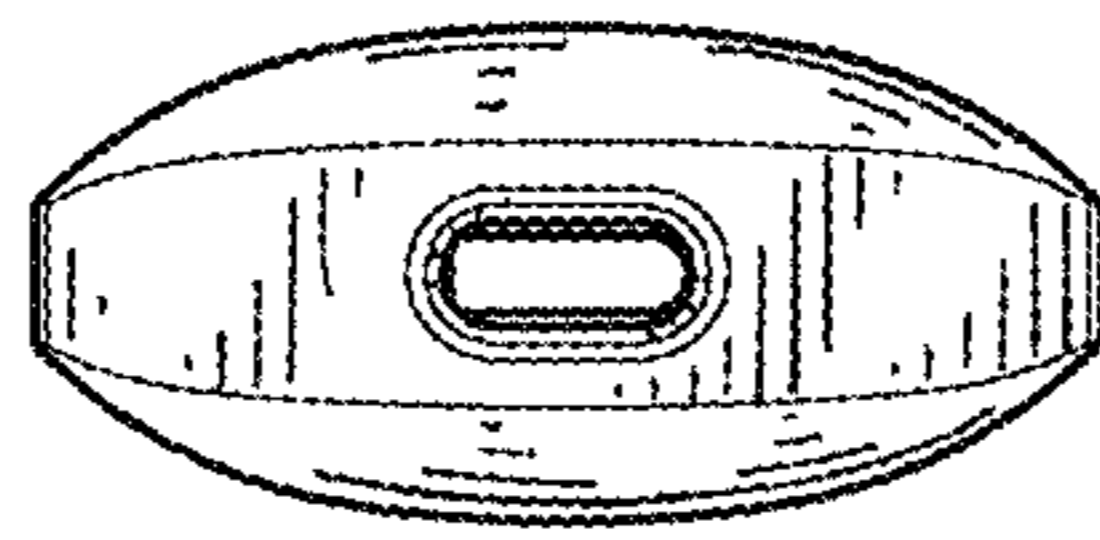


FIG. 6

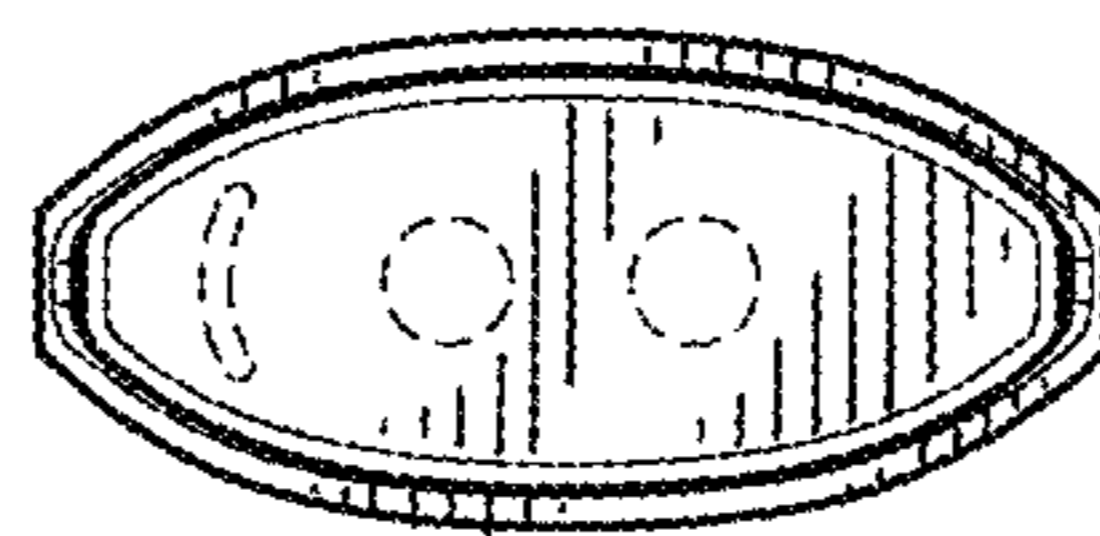


FIG. 7