



US00D943157S

(12) **United States Design Patent** (10) **Patent No.:** **US D943,157 S**
Ouyang (45) **Date of Patent:** **** Feb. 8, 2022**

(54) **ELECTRONIC CIGARETTE**
(71) Applicant: **HONG KONG IVPS INTERNATIONAL LIMITED,**
Central (HK)
(72) Inventor: **Junwei Ouyang,** Shenzhen (CN)
(73) Assignee: **HONG KONG IVPS INTERNATIONAL LIMITED,**
Central (HK)

D822,896 S *	7/2018	Durand	D27/101
D825,834 S *	8/2018	Chen	D27/101
D833,063 S *	11/2018	Qiu	D27/101
D851,827 S *	6/2019	Clark	D27/162
D853,633 S *	7/2019	Zeng	D27/162
D853,634 S *	7/2019	Qiu	D27/162
D874,059 S *	1/2020	Bailey	D27/162
D892,397 S *	8/2020	Li	D27/162
D901,067 S *	11/2020	Powell	D27/101
D910,233 S *	2/2021	Grimm	D27/162
D912,888 S *	3/2021	Wang	D27/162
2020/0120989 A1 *	4/2020	Danek	A61M 15/009
2020/0230329 A1 *	7/2020	Danek	A61M 11/042

(**) Term: **15 Years**

(21) Appl. No.: **29/713,184**
(22) Filed: **Nov. 14, 2019**

(30) **Foreign Application Priority Data**

May 16, 2019 (CN) 201930236639.3
(51) **LOC (13) Cl.** **27-02**
(52) **U.S. Cl.**
USPC **D27/162**
(58) **Field of Classification Search**
USPC D27/162, 100, 101, 163-165, 172,
D27/174-176, 183, 185-194; D24/110,
D24/110.5; D23/366
CPC A24F 47/002; A24F 47/006; A24F 47/008;
A61M 15/00; A61M 15/06
See application file for complete search history.

(56) **References Cited**

U.S. PATENT DOCUMENTS

D720,497 S *	12/2014	Alima	D27/101
D776,869 S *	1/2017	Heidl	D27/163
D799,744 S *	10/2017	Qiu	D27/101
D799,745 S *	10/2017	Qiu	D27/101
D802,206 S *	11/2017	Huang	D27/101
D815,341 S *	4/2018	Qiu	D27/101
D819,881 S *	6/2018	Qiu	D27/101

OTHER PUBLICATIONS

Smok Vape Pen 22 Starter Kit By: Vape Craft Incorporated found on line Mar. 12, 2021 <https://vapecraftinc.com/smok-vape-pen-22-starter-kit.html> Jun. 1, 2019.*

* cited by examiner

Primary Examiner — Rebecca Tsehaye
(74) *Attorney, Agent, or Firm* — IP-PAL Patent US;
Klaus Michael Schmid

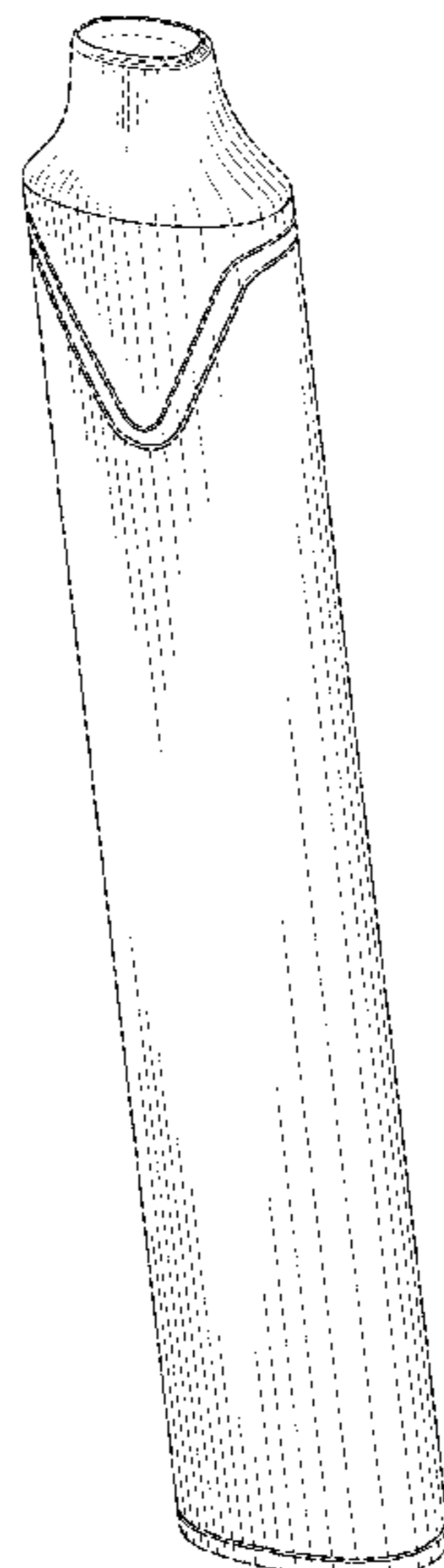
(57) **CLAIM**

The ornamental design for an electronic cigarette, as shown and described.

DESCRIPTION

FIG. 1 is a perspective View of an electronic cigarette;
FIG. 2 is a front View thereof;
FIG. 3 is a rear View thereof;
FIG. 4 is a top View thereof;
FIG. 5 is a bottom View thereof;
FIG. 6 is a left side View thereof; and,
FIG. 7 is a right side View thereof.
The broken lines in the drawings are for the purpose of illustrating portions of the electronic cigarette that form no part of the claimed design.

1 Claim, 6 Drawing Sheets



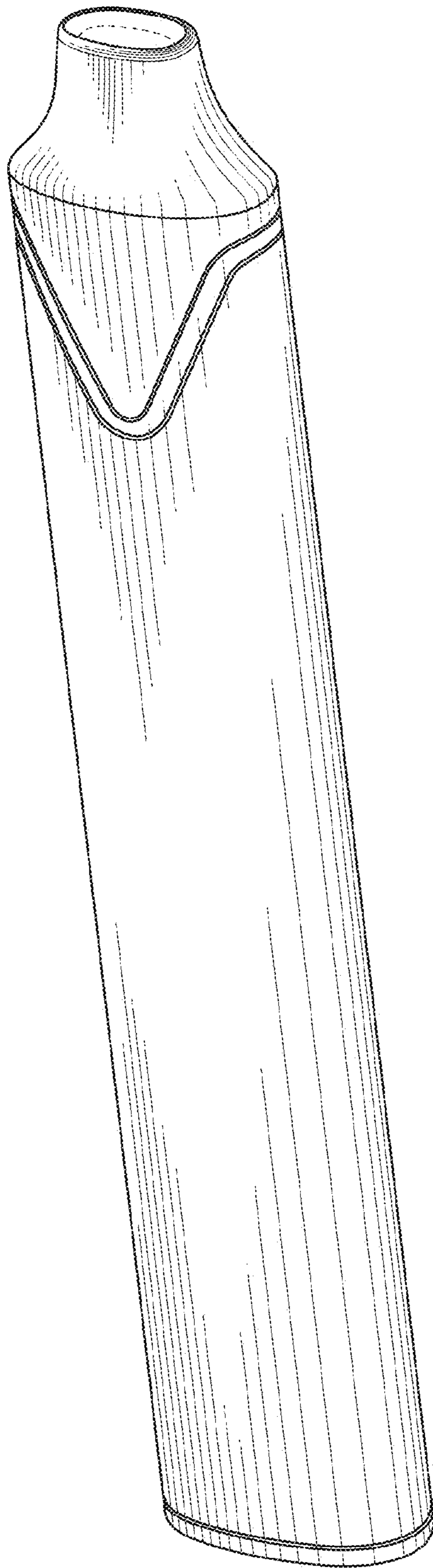


FIG. 1

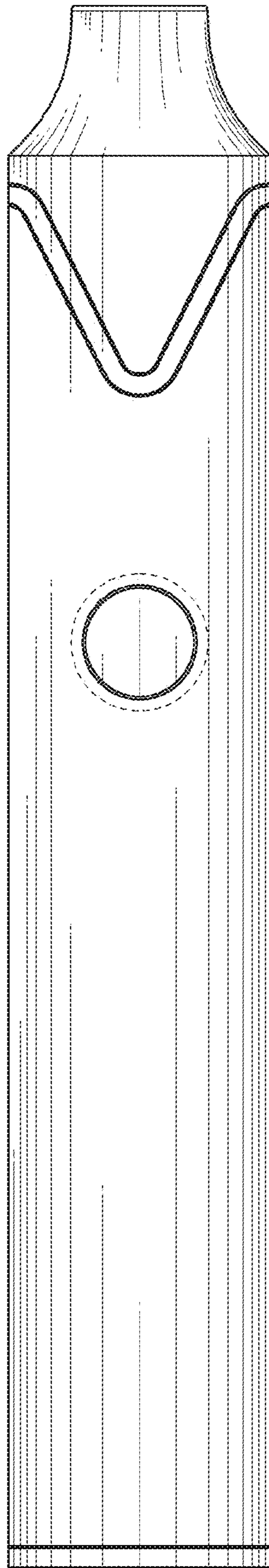


FIG. 2




FIG. 3

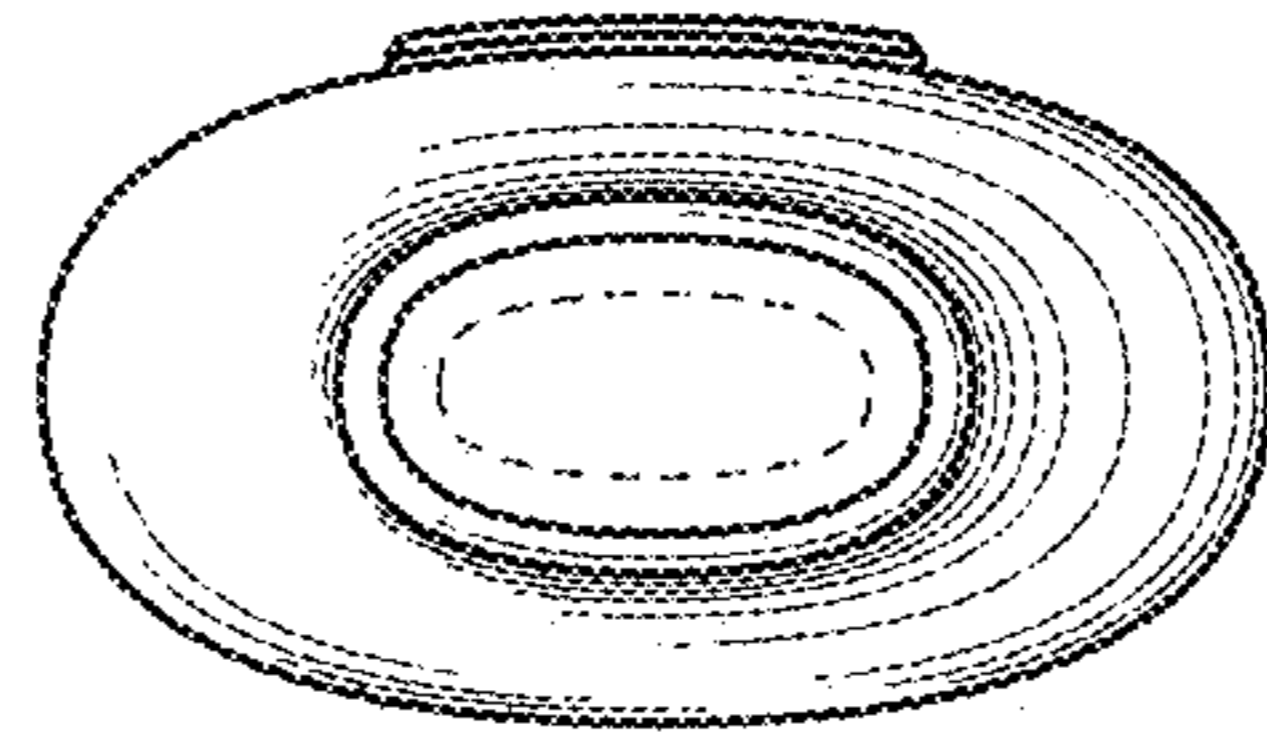


FIG. 4

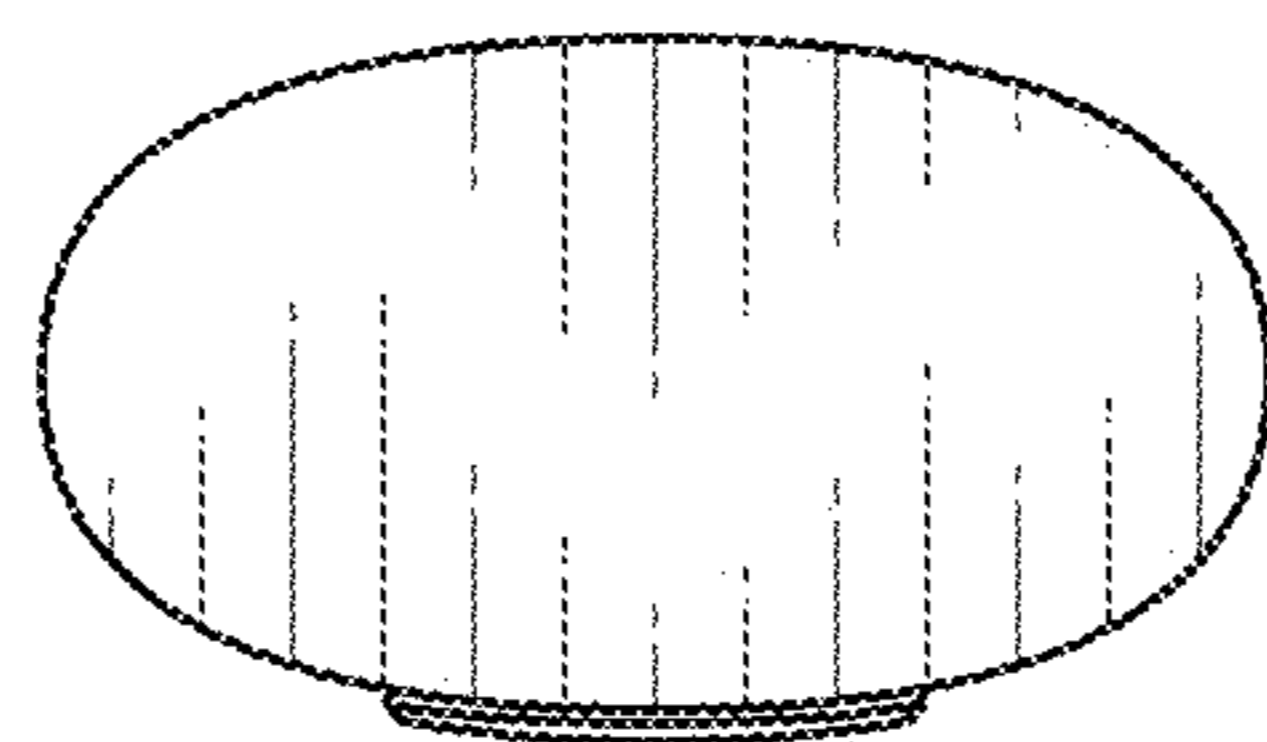


FIG. 5




FIG. 6




FIG. 7