



US00D943147S

(12) **United States Design Patent** (10) **Patent No.:** **US D943,147 S**  
**Moorman** (45) **Date of Patent:** **\*\* Feb. 8, 2022**

(54) **VAPORIZER**

(71) Applicant: **Wallace Dray Moorman**, Pompano Beach, FL (US)

(72) Inventor: **Wallace Dray Moorman**, Pompano Beach, FL (US)

(\*\*) Term: **15 Years**

(21) Appl. No.: **29/689,654**

(22) Filed: **May 1, 2019**

(51) **LOC (13) Cl.** ..... **27-02**

(52) **U.S. Cl.**  
USPC ..... **D27/162**

(58) **Field of Classification Search**  
USPC ..... D27/162, 100, 101, 106, 108, 163–165,  
D27/172, 183, 185–192, 194; D24/110,  
D24/110.5; D23/366  
CPC ..... A24F 9/00; A24F 47/002; A24F 47/004;  
A24F 47/006; A24F 47/008; A61M 15/06  
See application file for complete search history.

(56) **References Cited**

**U.S. PATENT DOCUMENTS**

D705,918 S *	5/2014	Robinson	.....	D23/360
D720,497 S *	12/2014	Alima	.....	D27/101
D759,303 S *	6/2016	Afridi	.....	D27/163
D799,111 S *	10/2017	Qiu	.....	D27/101
D799,744 S *	10/2017	Qiu	.....	D27/101
D800,380 S *	10/2017	Williams	.....	D27/163
D802,206 S *	11/2017	Huang	.....	D27/101
D805,685 S *	12/2017	Lee	.....	D27/101
D813,447 S *	3/2018	Watson	.....	D27/162
D819,880 S *	6/2018	Qiu	.....	D27/101
D822,896 S *	7/2018	Durand	.....	D27/101
D844,232 S *	3/2019	Qiu	.....	D27/163

D851,827 S *	6/2019	Clark	.....	D27/162
D874,059 S *	1/2020	Bailey	.....	D27/162
D880,765 S *	4/2020	Tasselli	.....	D27/163
D890,418 S *	7/2020	Tasselli	.....	D27/163
2017/0208864 A1 *	7/2017	Anderson, Jr.	.....	A61M 15/025

**OTHER PUBLICATIONS**

Vaporizer by: Decal Sticker Skin WRAP Vaporwave Japanese Sunset Design Tall for Firefly Vaporizer found on line Sep. 12, 2018 <https://www.amazon.com/Decal-Sticker-Skin-WRAP-Vaporizer/dp/B07H9JYD8W/ref=sr> (Sep. 1, 2020).\*

\* cited by examiner

*Primary Examiner* — Marissa J Cash  
*Assistant Examiner* — Rebecca Tsehaye  
(74) *Attorney, Agent, or Firm* — Allen F. Bennett;  
Bennett Intellectual Property

(57) **CLAIM**

The ornamental design for a vaporizer, as shown and described.

**DESCRIPTION**

FIG. 1 is a perspective view of a vaporizer;  
FIG. 2 is a front elevational view of the vaporizer;  
FIG. 3 is a right side elevational view of the vaporizer;  
FIG. 4 is a left side elevational view of the vaporizer;  
FIG. 5 is a rear elevational view of the vaporizer;  
FIG. 6 is a bottom plan view of the vaporizer; and,  
FIG. 7 is a top plan view of the vaporizer.  
The broken lines in the drawings depict portions of the vaporizer that form no part of the claimed design.

**1 Claim, 4 Drawing Sheets**

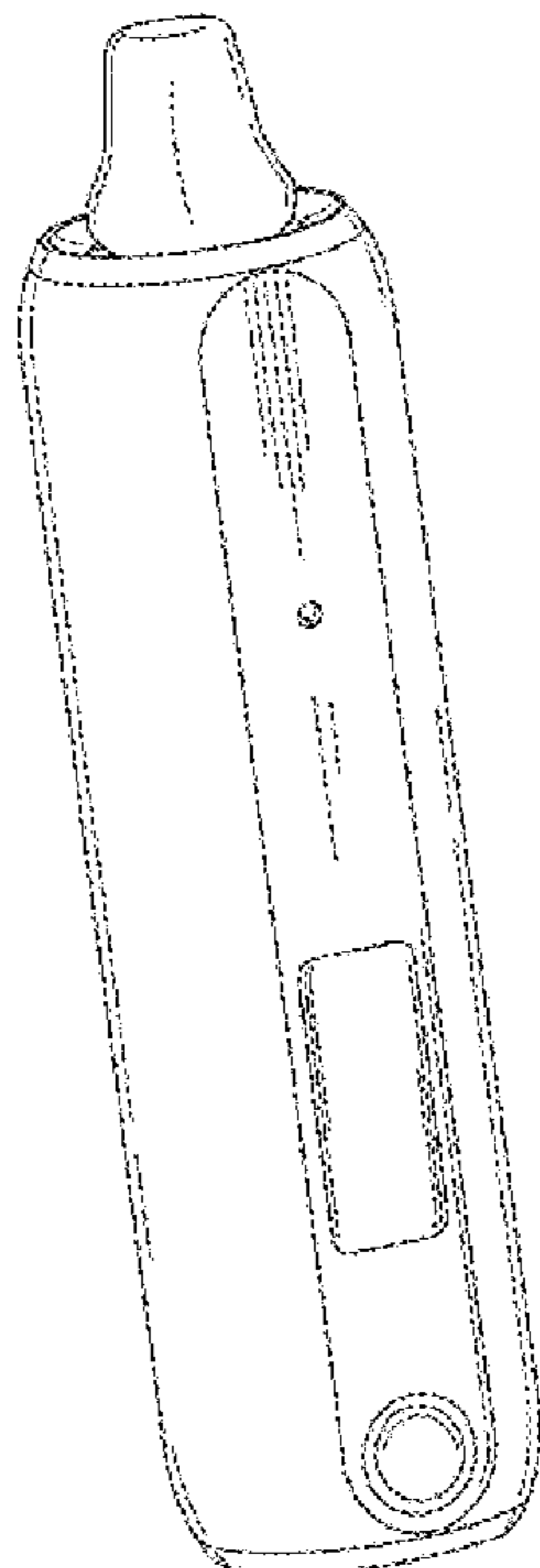


Fig. 1

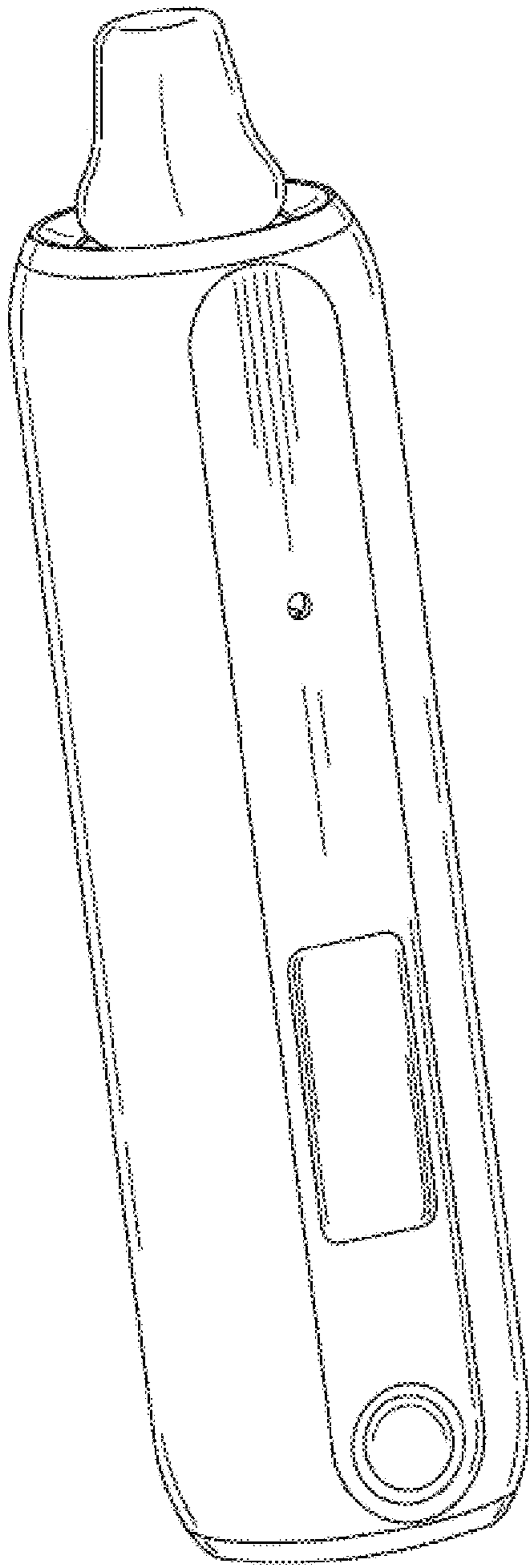


Fig. 2

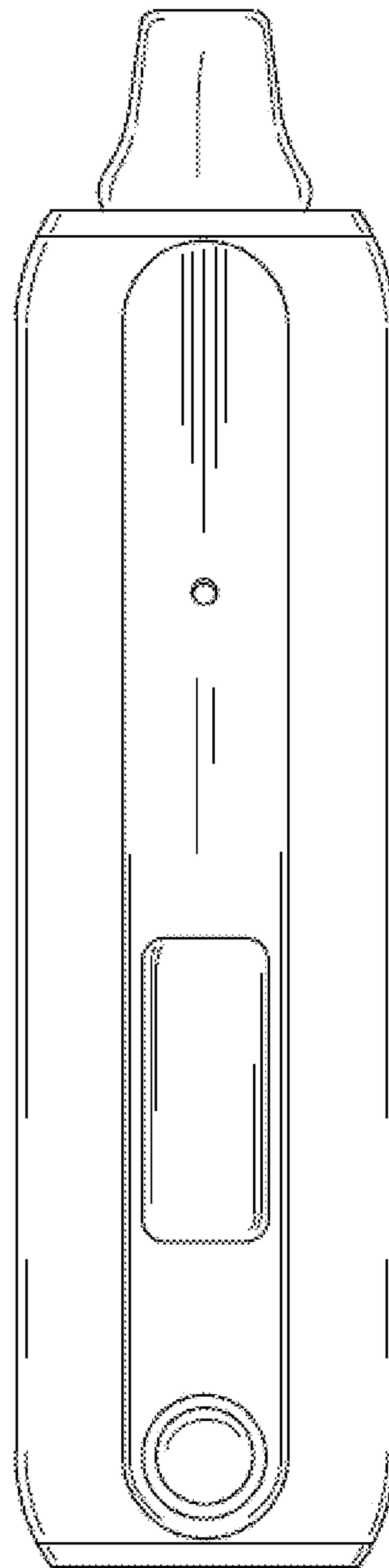


Fig. 3




Fig. 4

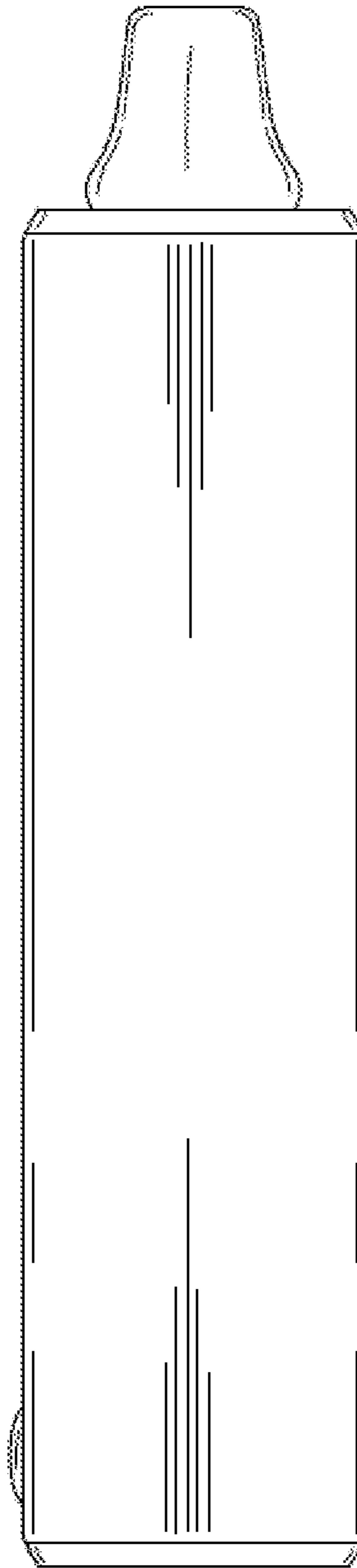


Fig. 5






Fig. 6

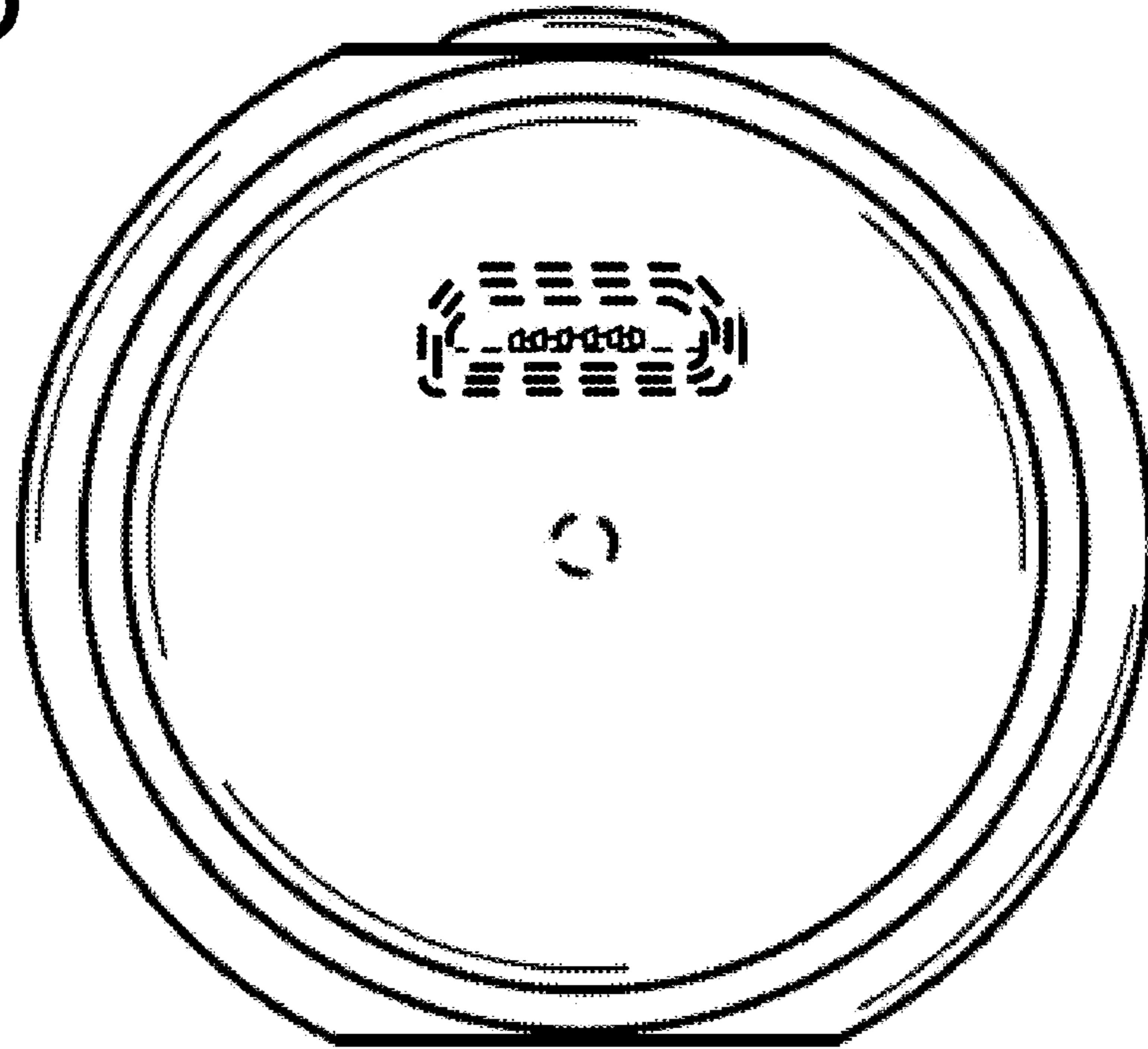


Fig. 7

