



US00D943126S

(12) **United States Design Patent** (10) **Patent No.:** **US D943,126 S**
Meyer et al. (45) **Date of Patent:** **** Feb. 8, 2022**

(54) **VEHICLE TAIL LAMP**

(56) **References Cited**

(71) Applicant: **Ford Global Technologies, LLC**,
Dearborn, MI (US)

(72) Inventors: **Anthony Meyer**, Royal Oak, MI (US);
William K. Moore, West Bloomfield,
MI (US); **Adam Riccobelli**, Ferndale,
MI (US); **Bruce Williams**, Grosse
Pointe Park, MI (US); **Damon G.**
Depeyster, Northville, MI (US);
Gordon M. Platto, Troy, MI (US)

(73) Assignee: **Ford Global Technologies, LLC**,
Dearborn, MI (US)

(**) Term: **15 Years**

(21) Appl. No.: **29/786,587**

(22) Filed: **Jun. 1, 2021**

U.S. PATENT DOCUMENTS

D476,756 S *	7/2003	Weber	D26/28
D490,170 S *	5/2004	Metros	D26/28
D491,298 S *	6/2004	Hall	D26/28
D501,570 S *	2/2005	Tandrup	D26/28
D507,361 S *	7/2005	Wood	D26/28
D508,746 S *	8/2005	Lai	D26/28
D517,228 S *	3/2006	Pfeiffer	D26/28
D532,912 S *	11/2006	Mahoney	D26/28
D535,045 S *	1/2007	Schiavone	D26/28
D545,462 S *	6/2007	Kaoud	D26/28
D546,483 S *	7/2007	Bucher	D26/28
D547,472 S *	7/2007	Tant	D26/28
D550,382 S *	9/2007	Ellis	D26/28
D556,349 S *	11/2007	Golden	D26/28
D561,918 S *	2/2008	Aris	D26/28
D563,575 S *	3/2008	Gresens	D26/28
D569,020 S *	5/2008	Schiavone	D26/28
D571,025 S *	6/2008	Golden	D26/28
D588,718 S *	3/2009	Spearman-Oxx	D26/28
D612,960 S *	3/2010	Bucher	D26/28
D665,110 S *	8/2012	Svensson	D26/28
D670,417 S *	11/2012	Svensson	D26/28

(Continued)

Related U.S. Application Data

(62) Division of application No. 29/650,664, filed on Jun. 8, 2018, now Pat. No. Des. 921,238.

(51) **LOC (13) Cl.** **26-06**
(52) **U.S. Cl.**
USPC **D26/28**

(58) **Field of Classification Search**
USPC D12/86, 90-92, 114, 163, 169, 171-173,
D12/181, 190, 196, 197, 199, 400;
D26/28-36
CPC ... B62J 6/02; B62J 6/00; B60Q 3/0279; F21S
48/00; F21S 48/10; F21S 48/115; F21S
48/225; F21S 48/1233; F21S 48/1266;
F21S 48/1388; F21S 48/2268; F21V
21/04

See application file for complete search history.

Primary Examiner — Cary M Robinson


(57) **CLAIM**

The ornamental design for vehicle tail lamp, as shown and described.

DESCRIPTION

FIG. 1 is a front elevational view of a vehicle tail lamp, showing our new design;
FIG. 2 is a left side elevational view thereof;
FIG. 3 is a right side elevational view thereof;
FIG. 4 is a top plan view thereof;
FIG. 5 is a bottom plan view thereof;
FIG. 6 is a top, front and left side perspective view thereof;
and,
FIG. 7 is a bottom, front and left side perspective view thereof.

1 Claim, 7 Drawing Sheets



(56)

References Cited

U.S. PATENT DOCUMENTS

D746,497	S	*	12/2015	Behmer	D26/28
D877,370	S	*	3/2020	Smock	D26/28
D877,945	S	*	3/2020	Betancourt	D26/28
D885,620	S	*	5/2020	Furuta	D26/28
D887,038	S	*	6/2020	Razaghi	D26/28
D907,816	S	*	1/2021	Tonello	D26/28
D907,819	S	*	1/2021	Tonello	D26/28
D916,336	S	*	4/2021	Wraith	D26/28
D919,854	S	*	5/2021	Kaoud	D26/28
D919,855	S	*	5/2021	Kaoud	D26/28
D919,856	S	*	5/2021	Kaoud	D26/28
D921,238	S	*	6/2021	Meyer	D26/28
D921,239	S	*	6/2021	Park	D26/28
D923,218	S	*	6/2021	Lee	D26/28
D930,860	S	*	9/2021	Hartenstein	D26/28

* cited by examiner




Fig. 1




Fig. 2




Fig. 3

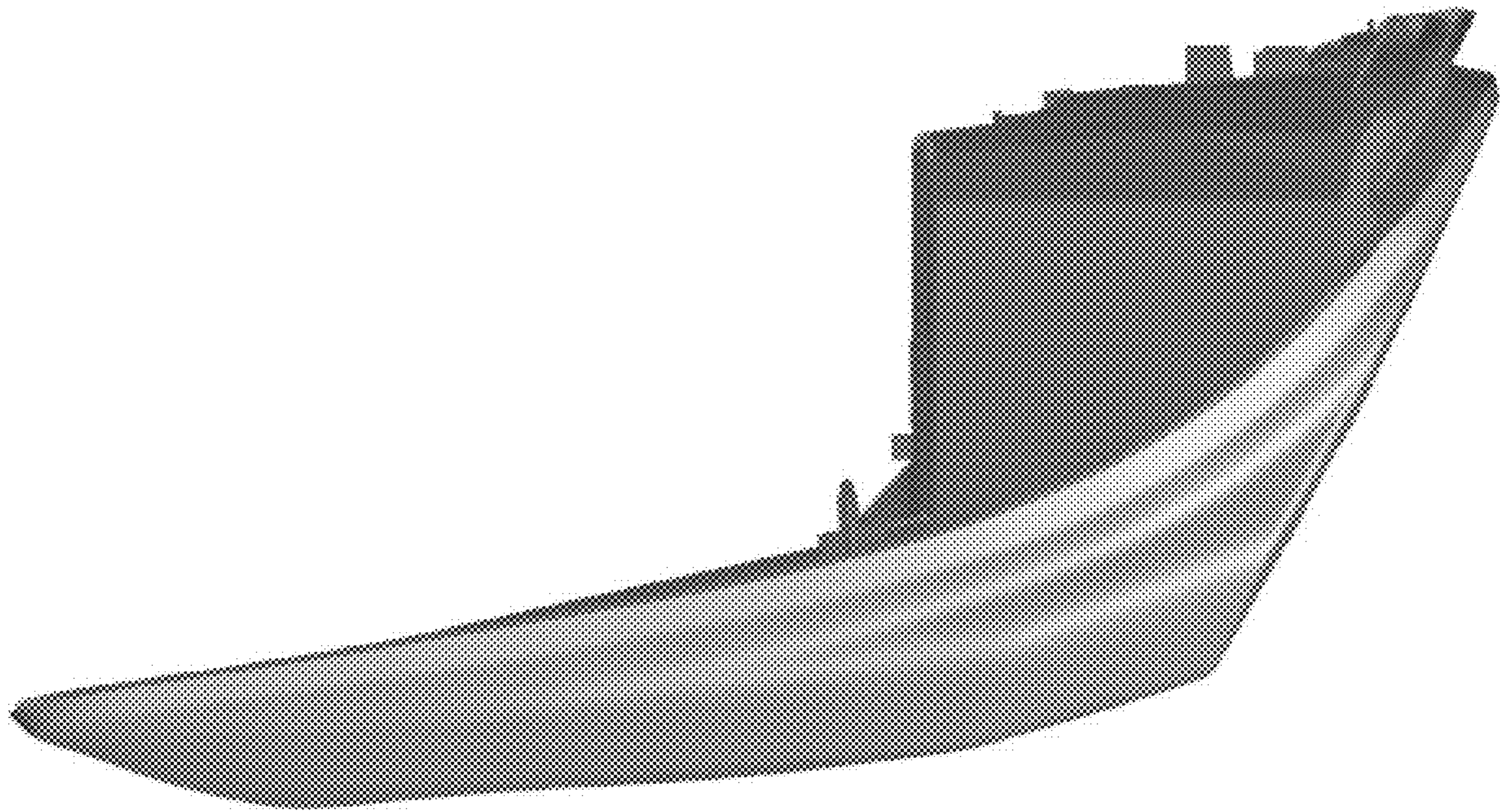


Fig. 4

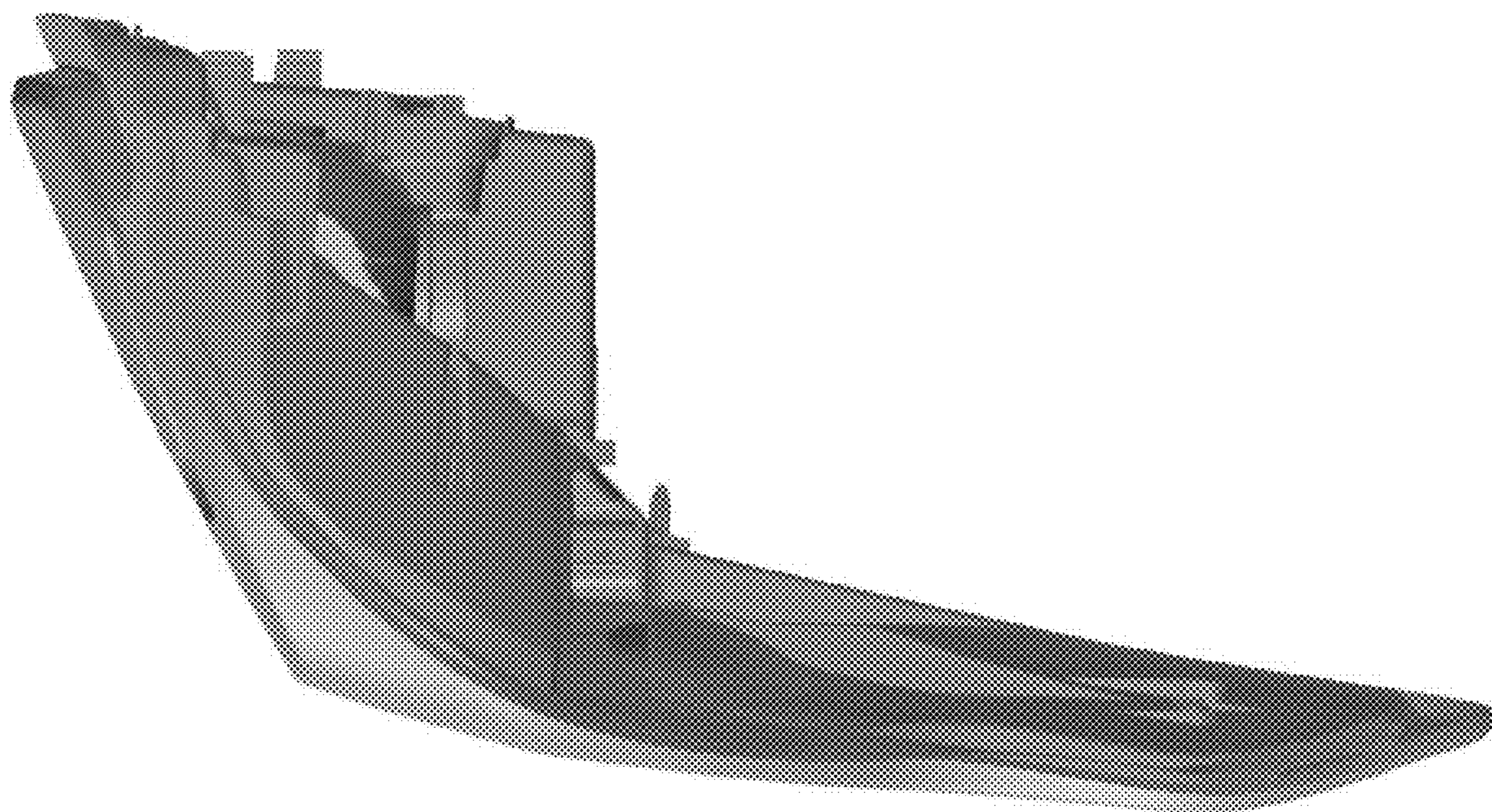


Fig. 5




Fig. 6




Fig. 7