



US00D943118S

(12) **United States Design Patent**
van der Walde

(10) **Patent No.:** **US D943,118 S**
(45) **Date of Patent:** **** Feb. 8, 2022**

(54) **SCULPTURAL PANEL**

(71) Applicant: **Keith van der Walde**, San Diego, CA
(US)

(72) Inventor: **Keith van der Walde**, San Diego, CA
(US)

(**) Term: **15 Years**

(21) Appl. No.: **29/728,346**

(22) Filed: **Mar. 18, 2020**

Related U.S. Application Data

(62) Division of application No. 15/881,800, filed on Jan. 28, 2018, now Pat. No. 10,646,059.

(51) **LOC (13) Cl.** **25-01**

(52) **U.S. Cl.**
USPC **D25/138**

(58) **Field of Classification Search**

USPC D25/138
CPC E04B 1/3205; E04B 1/32; E04B 1/3211;
E04B 1/342; E04B 1/61; E04B
2001/3223; E04B 9/0414; E04B 9/0407;
E04B 9/225; E04B 9/0464; E04B
2103/00; E04B 2/72; E04B 2/74
See application file for complete search history.

(56) **References Cited**

U.S. PATENT DOCUMENTS

D575,416 S * 8/2008 LaBrash D25/138
9,175,473 B2 * 11/2015 Kaump E04B 9/127

10,100,510 B1 * 10/2018 Al Doukhi E04B 1/34363
D903,149 S * 11/2020 Chao D25/138
D903,151 S * 11/2020 Chao D25/138

* cited by examiner

Primary Examiner — Doris Clark


(57) **CLAIM**

The ornamental design for a sculptural panel, as shown and described.

DESCRIPTION

FIG. 1 is a front perspective view of a first embodiment of a sculptural panel showing my new design;
FIG. 2 is a rear perspective view thereof;
FIG. 3 is a front view thereof;
FIG. 4 is a rear view thereof;
FIG. 5 is a right and left side view thereof (it is noted that both right and left side views are one in the same);
FIG. 6 is a top and bottom view thereof (it is noted that both top and bottom views are one in the same);
FIG. 7 is a front perspective view of a second embodiment of my new design;
FIG. 8 is a rear perspective view thereof;
FIG. 9 is a front view thereof;
FIG. 10 is a rear view thereof;
FIG. 11 is a right and left side view thereof (it is noted that both right and left side views are one in the same); and,
FIG. 12 is a top and bottom view thereof (it is noted that both top and bottom views are one in the same).

1 Claim, 8 Drawing Sheets






FIG. 1




FIG. 2




FIG. 3




FIG. 4

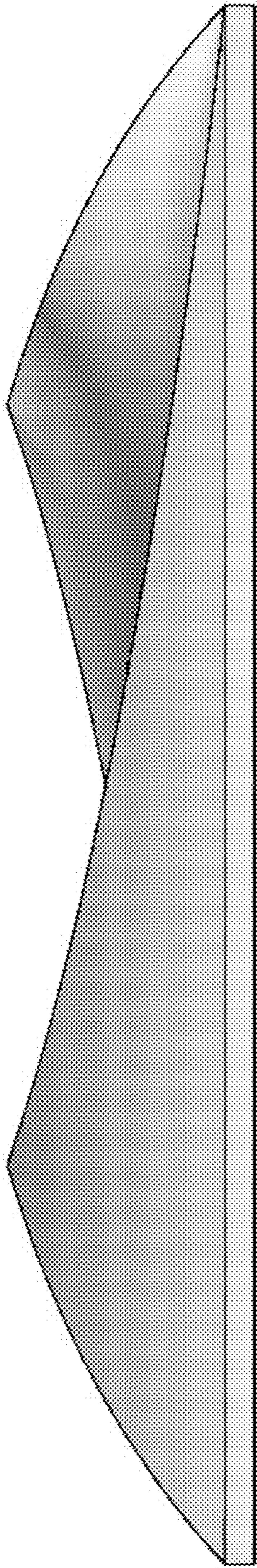


FIG. 5




FIG. 6

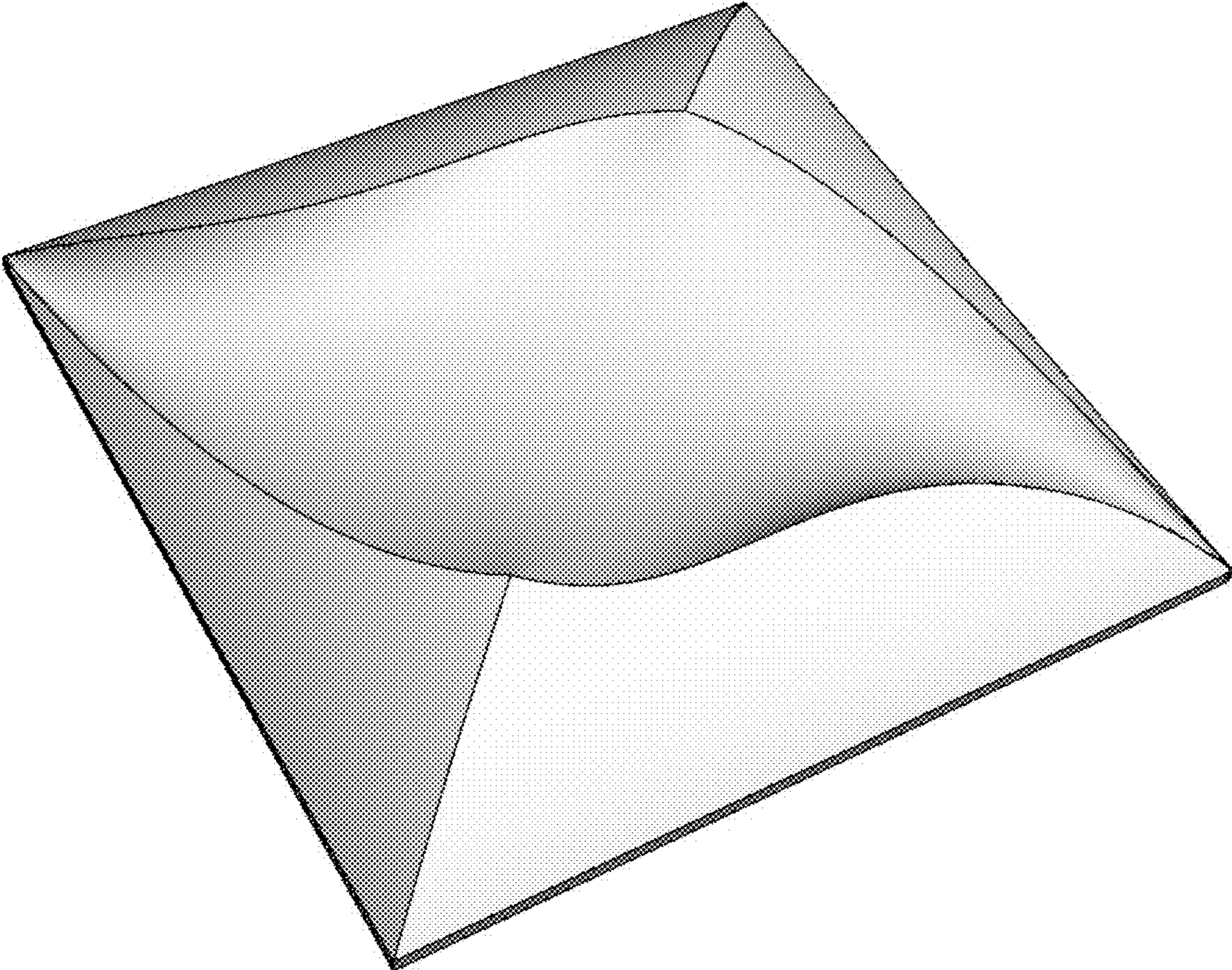


FIG. 7




FIG. 8




FIG. 9




FIG. 10

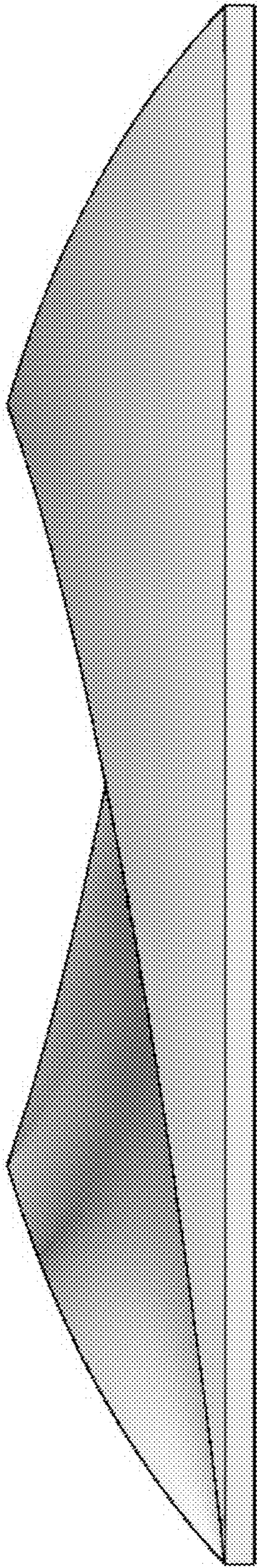


FIG. 11




FIG. 12