



US00D943112S

(12) **United States Design Patent** (10) **Patent No.:** **US D943,112 S**
Thuma et al. (45) **Date of Patent:** **** *Feb. 8, 2022**

(54) **SHED**
(71) Applicant: **Suncast Technologies, LLC**, Palm Beach Gardens, FL (US)
(72) Inventors: **Michael Thuma**, La Grange, IL (US); **Torrence Anderson**, Overland Park, KS (US); **Stephen Whitehead**, Elgin, IL (US)
(73) Assignee: **Suncast Technologies, LLC**, Palm Beach Gardens, FL (US)
(*) Notice: This patent is subject to a terminal disclaimer.

D468,833 S * 1/2003 Tisbo D25/33
D559,011 S * 1/2008 Mehmen D6/671.1
D591,076 S * 4/2009 Guizzardi D6/671.1
D625,835 S * 10/2010 McKimmy D25/33
D688,806 S * 8/2013 Phillips D25/33
8,511,001 B2 * 8/2013 Uffner E04B 1/34321
52/66
D728,824 S * 5/2015 McKimmy D25/33
D730,541 S * 5/2015 Phillips D25/33
D767,921 S * 10/2016 Burden D6/671.1
D769,032 S * 10/2016 Burden D6/671.1
D784,557 S * 4/2017 Thuma D25/33
D870,495 S * 12/2019 Guo D6/671
D914,401 S * 3/2021 Leng D6/667
D914,402 S * 3/2021 Xiao D6/667
D919,970 S * 5/2021 Kim D3/294

(**) Term: **15 Years**
(21) Appl. No.: **29/675,457**
(22) Filed: **Jan. 2, 2019**
(51) **LOC (13) Cl.** **25-03**
(52) **U.S. Cl.**
USPC **D25/33**
(58) **Field of Classification Search**
USPC D25/48.2, 48.3, 33, 16, 59, 22, 15, 17,
D25/18, 29, 32, 30, 34; D6/663, 667,
D6/671.1; D34/7, 8, 11, 1; D30/108;
D3/273, 294
CPC E04H 6/005; E04H 1/12; E04H 1/1216;
E04H 1/1205; E04B 1/34321; E04B
2001/34389
See application file for complete search history.

FOREIGN PATENT DOCUMENTS

GB 2007355 * 6/1990
GB 6016389 * 8/2017
JP D1082806 * 8/2000

* cited by examiner

Primary Examiner — Brett Miller
(74) *Attorney, Agent, or Firm* — McHale & Slavin, P.A.

(57) **CLAIM**

The ornamental design for a shed, as shown and described.

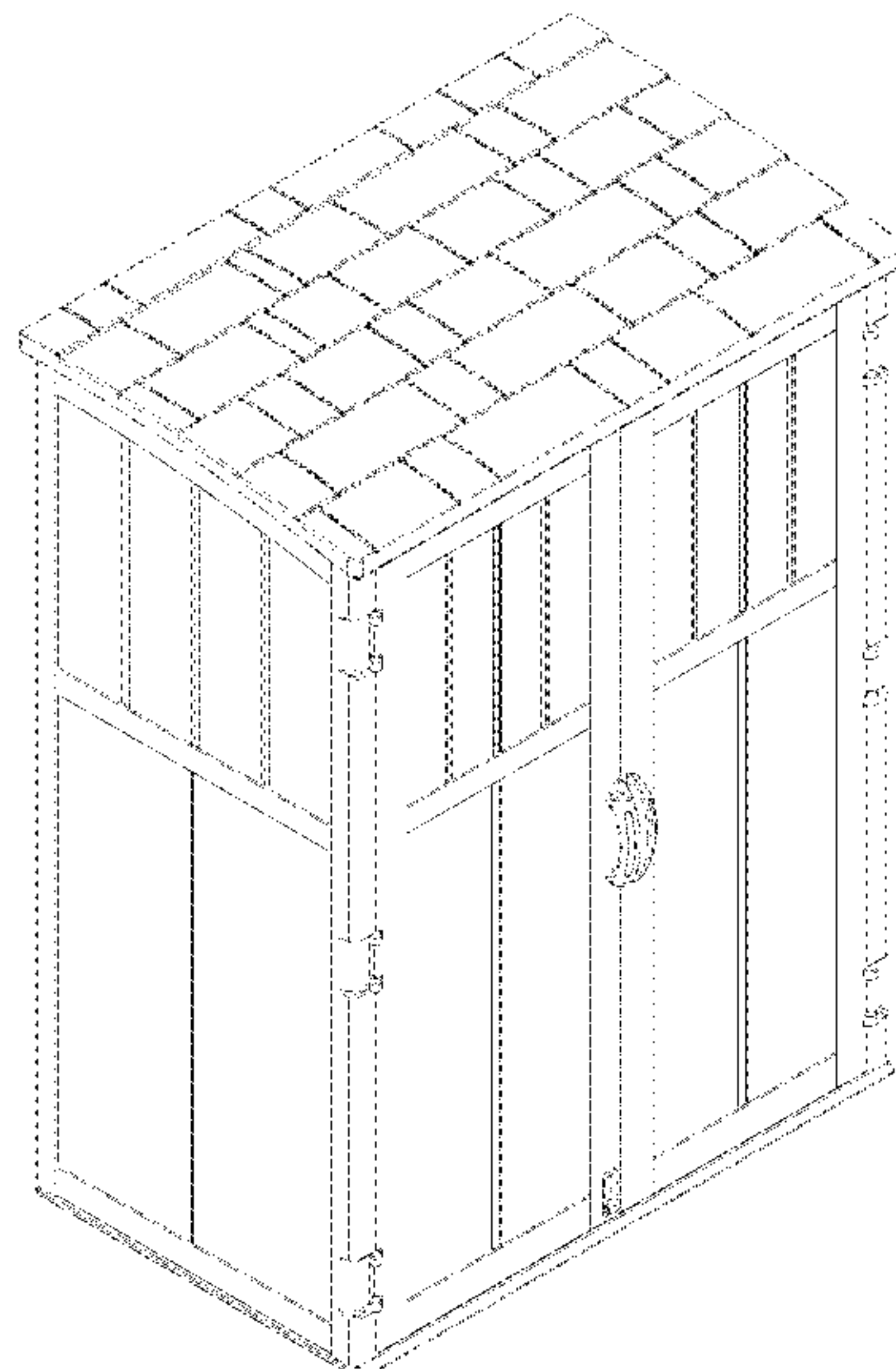
DESCRIPTION

FIG. 1 is a top front left perspective view of the shed of the present invention;
FIG. 2 is a top front right perspective view thereof;
FIG. 3 is a front view thereof;
FIG. 4 is a rear view thereof;
FIG. 5 is a left side view thereof;
FIG. 6 is a right side view thereof; and,
FIG. 7 is a top view thereof.
The portions of the shed illustrated in broken lines are for illustrative purposes and form no part of the claimed design.

(56) **References Cited**
U.S. PATENT DOCUMENTS

D332,332 S * 1/1993 Markey D34/1
D365,154 S * 12/1995 Maple D25/16
D375,169 S * 10/1996 Hunt D25/16
D384,419 S * 9/1997 Dickinson D25/16
D468,442 S * 1/2003 Tisbo D25/16

1 Claim, 7 Drawing Sheets






Fig. 1

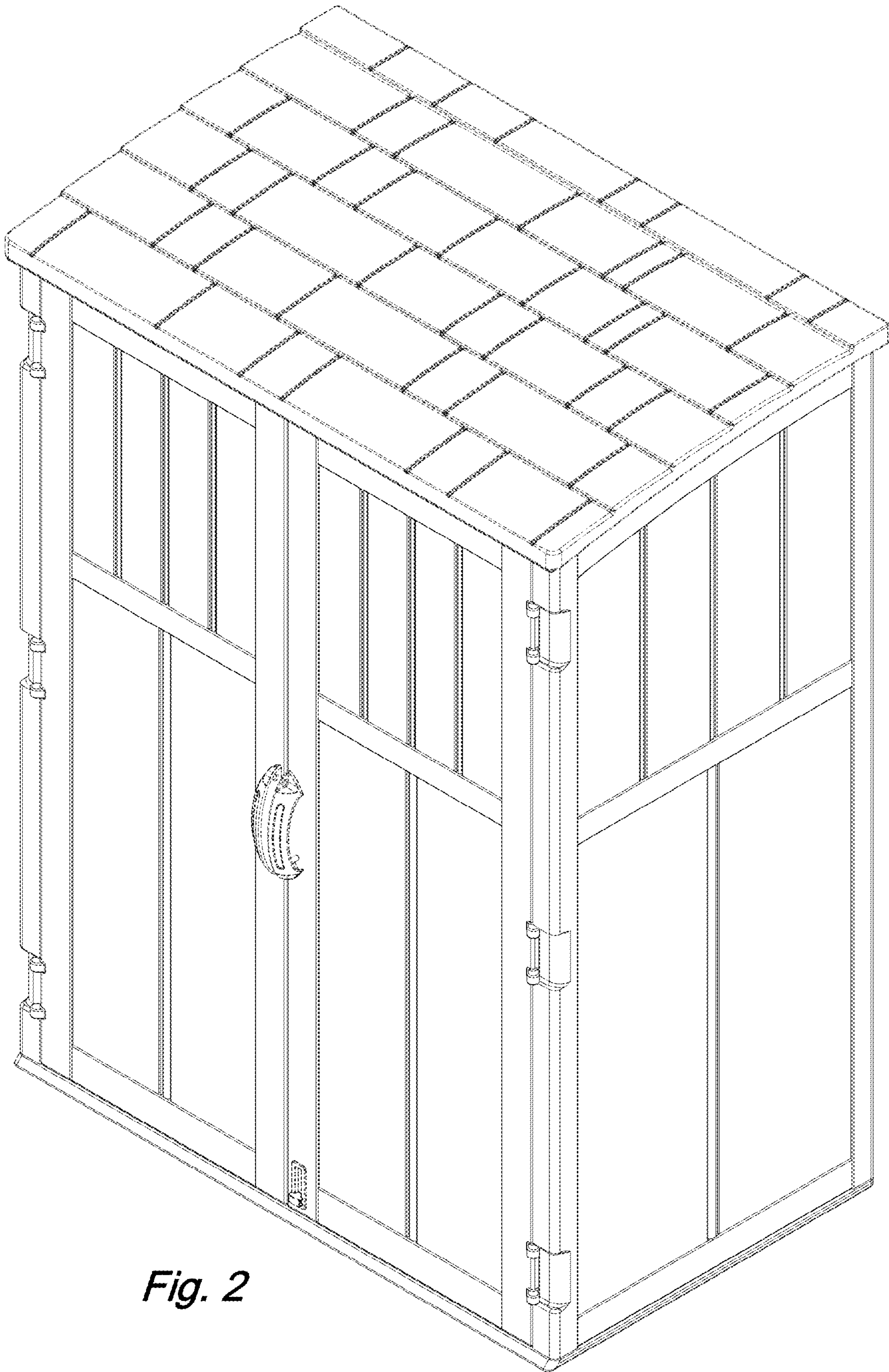


Fig. 2

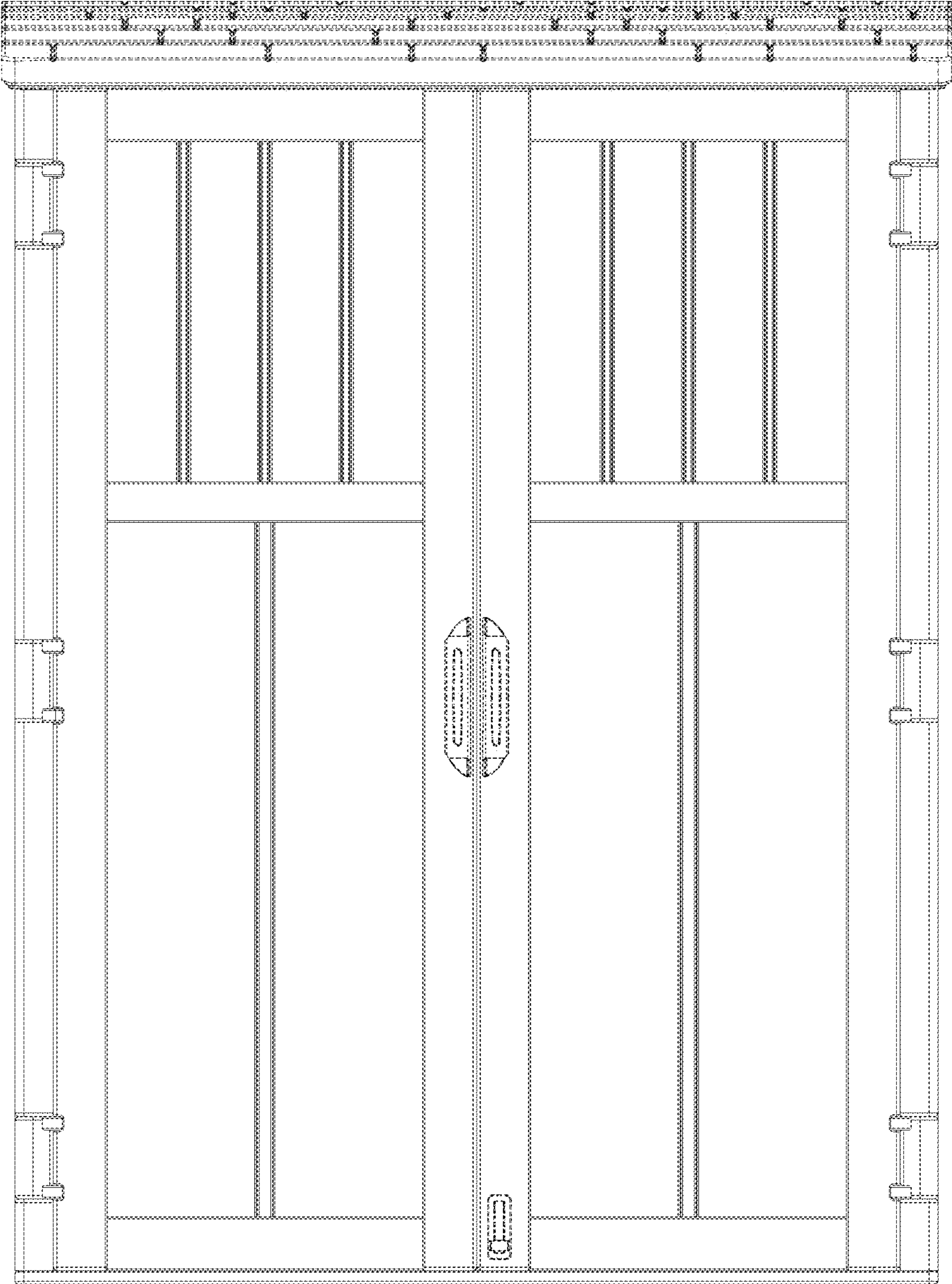


Fig. 3

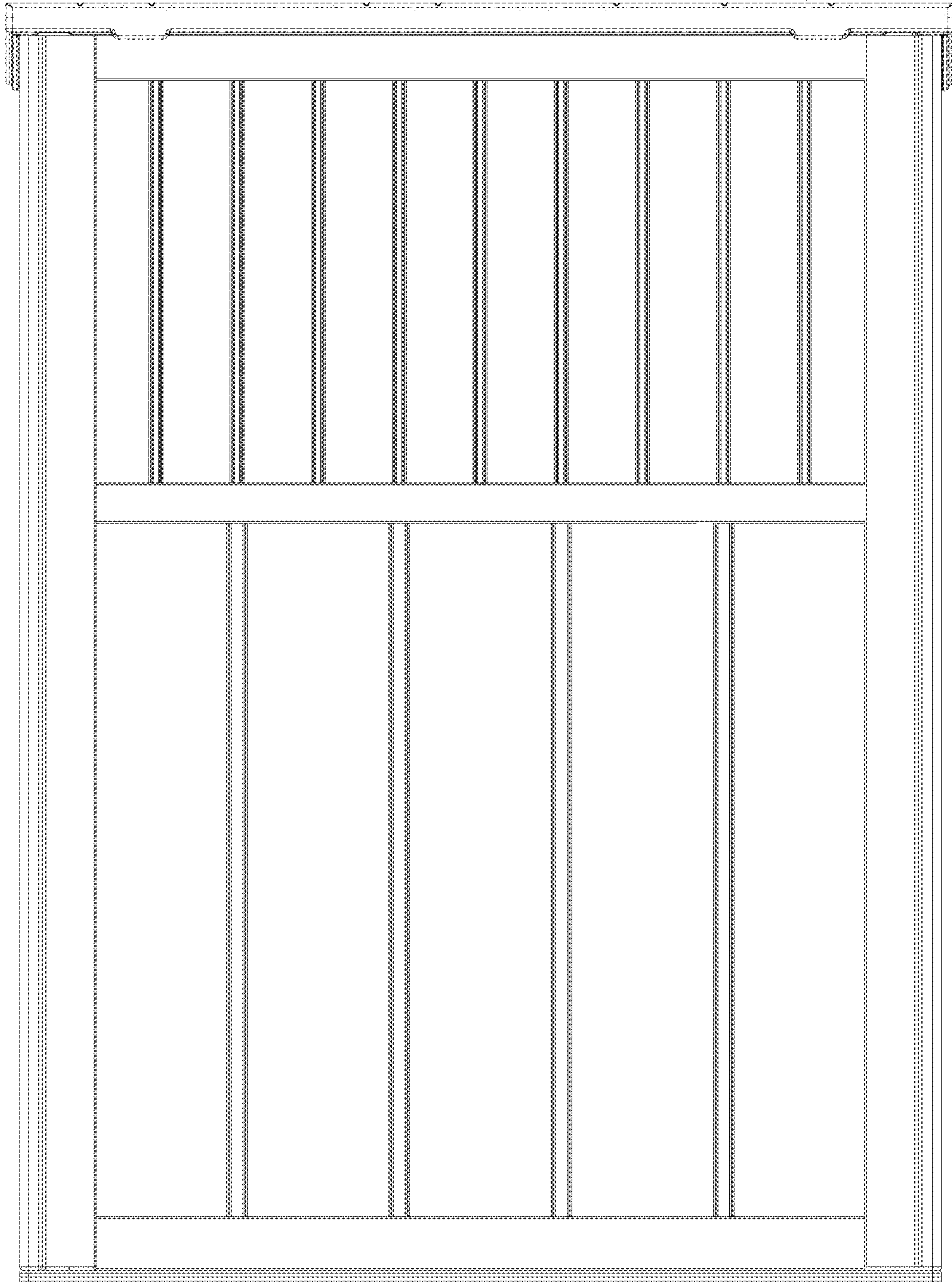


Fig. 4

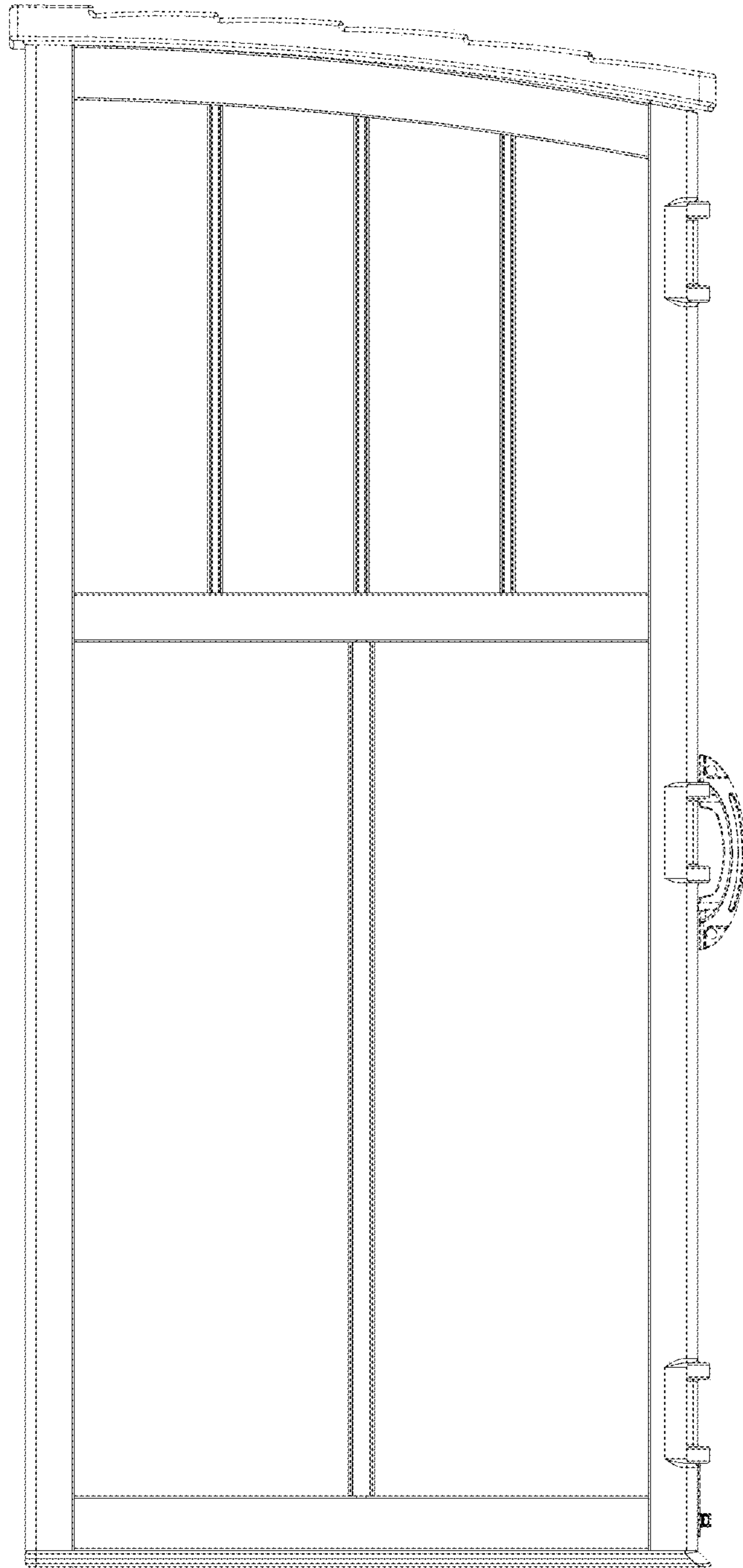


Fig. 5

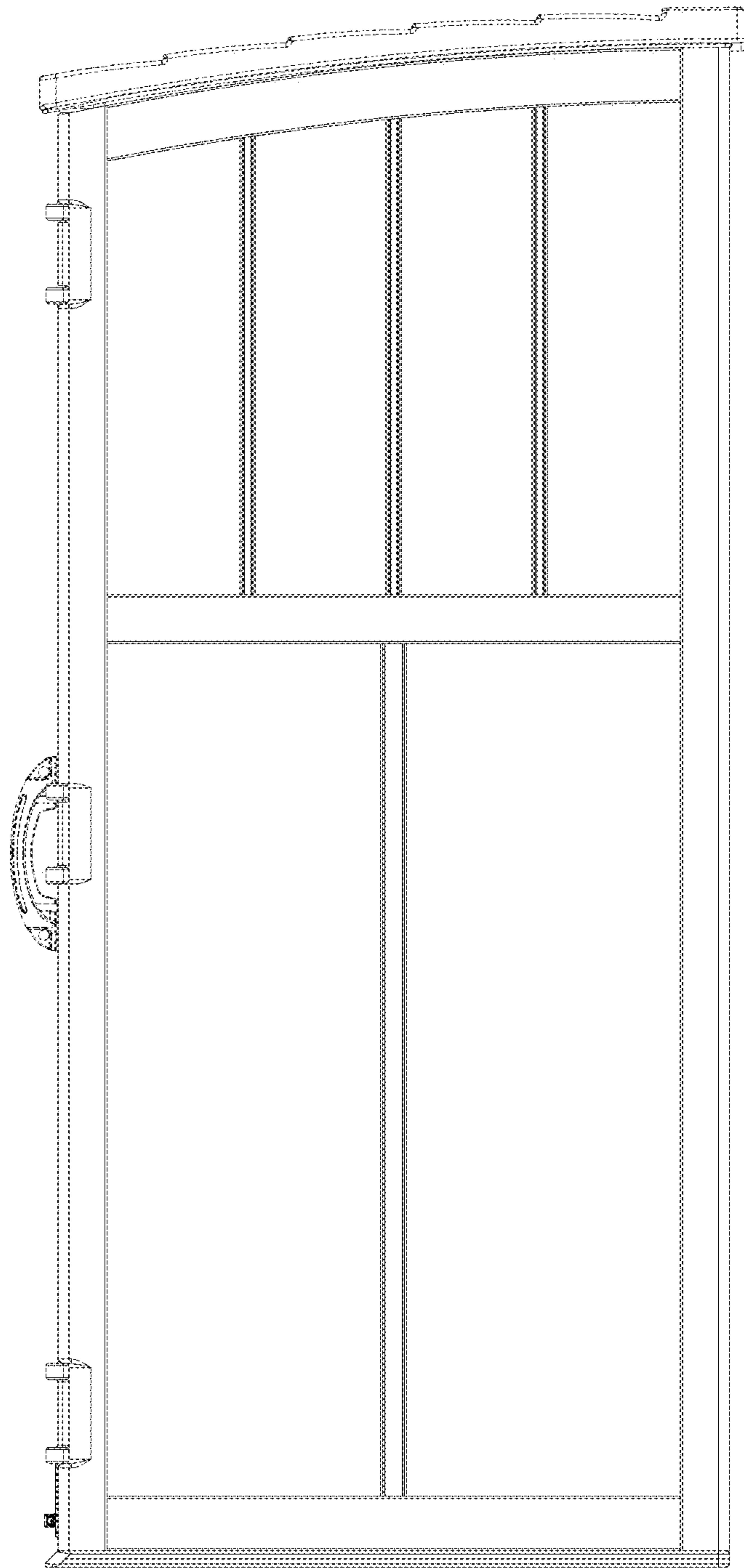


Fig. 6

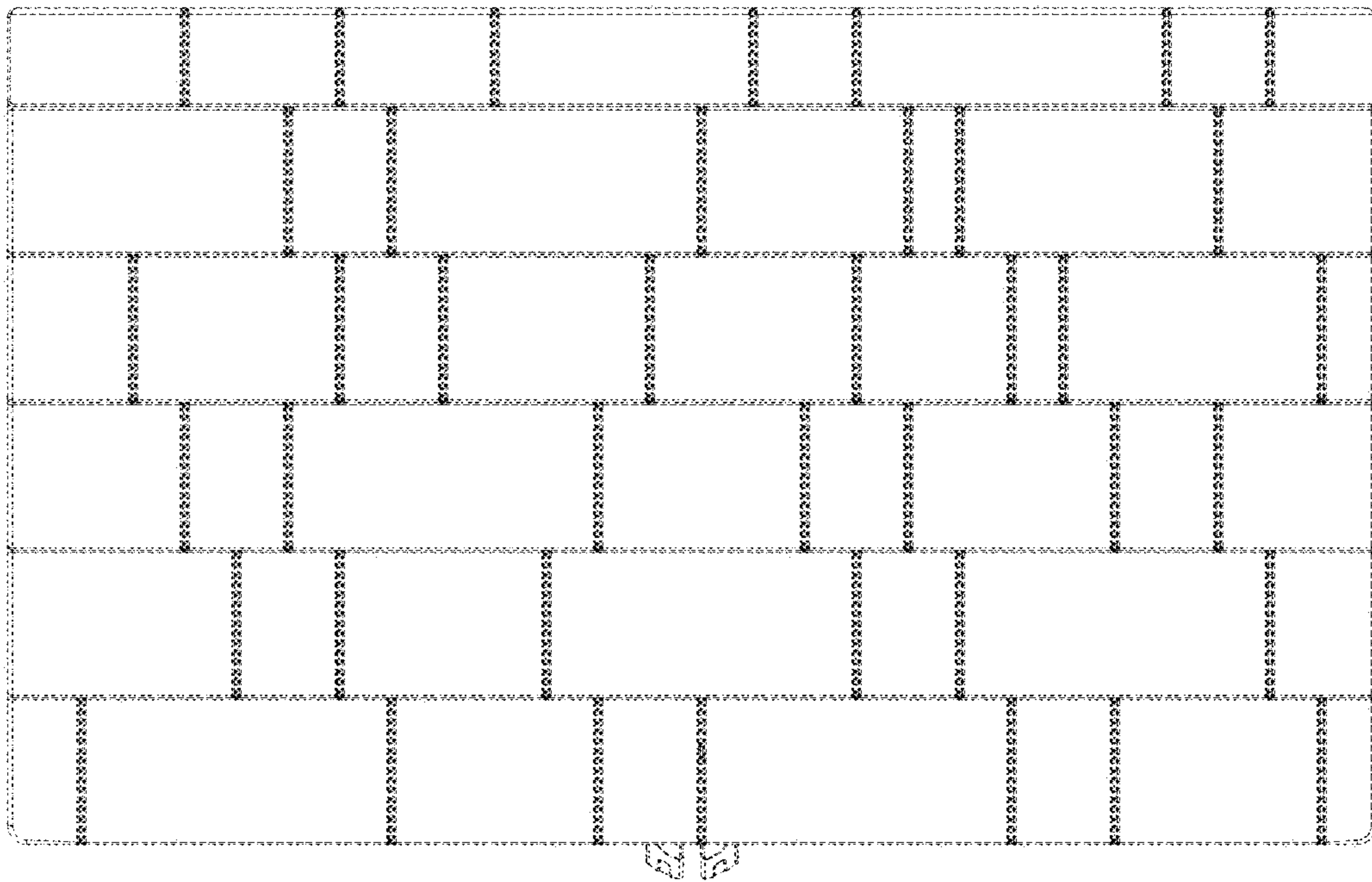


Fig. 7