



US00D943105S

(12) **United States Design Patent** (10) **Patent No.:** **US D943,105 S**
Chen (45) **Date of Patent:** **** Feb. 8, 2022**

(54) **VIBRATING MASSAGER**

- (71) Applicant: **Shenzhen GuanQi E-Commerce Co., Ltd.**, Shenzhen (CN)
- (72) Inventor: **Haina Chen**, Shenzhen (CN)
- (**) Term: **15 Years**
- (21) Appl. No.: **29/756,181**
- (22) Filed: **Oct. 27, 2020**
- (51) **LOC (13) Cl.** **28-03**
- (52) **U.S. Cl.**
USPC **D24/215**
- (58) **Field of Classification Search**
USPC D24/215, 200, 211, 212, 213, 214, 141, D24/133
CPC A61H 19/00; A61H 19/30; A61H 19/32; A61H 19/34; A61H 19/40; A61H 19/44; A61H 19/50; A61H 21/00; A61H 23/00; A61H 2205/087
See application file for complete search history.

(56) **References Cited**

U.S. PATENT DOCUMENTS

D665,092	S	*	8/2012	Sedic	D24/215
D665,094	S	*	8/2012	Sedic	D24/215
D685,492	S	*	7/2013	Chen	D24/215
D688,381	S	*	8/2013	Marshall	D24/215
D700,347	S	*	2/2014	Sedic	D24/215
D732,683	S	*	6/2015	Zhang	D24/215
D792,980	S	*	7/2017	Olivares	D24/215
D857,222	S	*	8/2019	Liu	D24/215
D877,352	S	*	3/2020	Jouffret	D24/215
D882,109	S	*	4/2020	Qiu	D24/215
D882,811	S	*	4/2020	Lee	D24/215
D898,912	S	*	10/2020	Xie	D24/141
D908,904	S	*	1/2021	Liu	D24/215
2013/0331745	A1	*	12/2013	Sedic	A61H 19/44 601/46

OTHER PUBLICATIONS

- Magic Motion—Intelligent Wearable Massager. Date: Jul. 2, 2019. [online], [Site visited Nov. 5, 2021]. Available from Internet URL: <https://www.amazon.com/dp/B07TYJPR7L> (Year: 2019).*
- Kegel Ball exerciser. Date: Oct. 5, 2020. [online], [Site visited Nov. 15, 2021]. Available from Internet URL: <https://www.amazon.co.uk/dp/B08L86V6LJ/?th=1> (Year: 2020).*
- CXV—Remote Control Ben Wa Balls. Date: Sep. 16, 2020. [online]. [Site visited Nov. 10, 2021]. Available from Internet URL: <https://www.amazon.com/dp/B08J7VMZ9L/> (Year: 2020).*
- Vibrators. (Design—© Questel) orbit.com. [Online PDF compilation of references selected by examiner] 49 pgs. Print Dates Range Mar. 28, 2016-Sep. 29, 2020 [Retrieved Nov. 9, 2021] <https://www.orbit.com/export/UCZAH96B/pdf4/5da31722-9b74-457b-a4ac-c0c8ae38ddb9-182658.pdf> (Year: 2021).*

* cited by examiner

Primary Examiner — Susan Bennett Hattan
Assistant Examiner — Landon Thomas Cassell

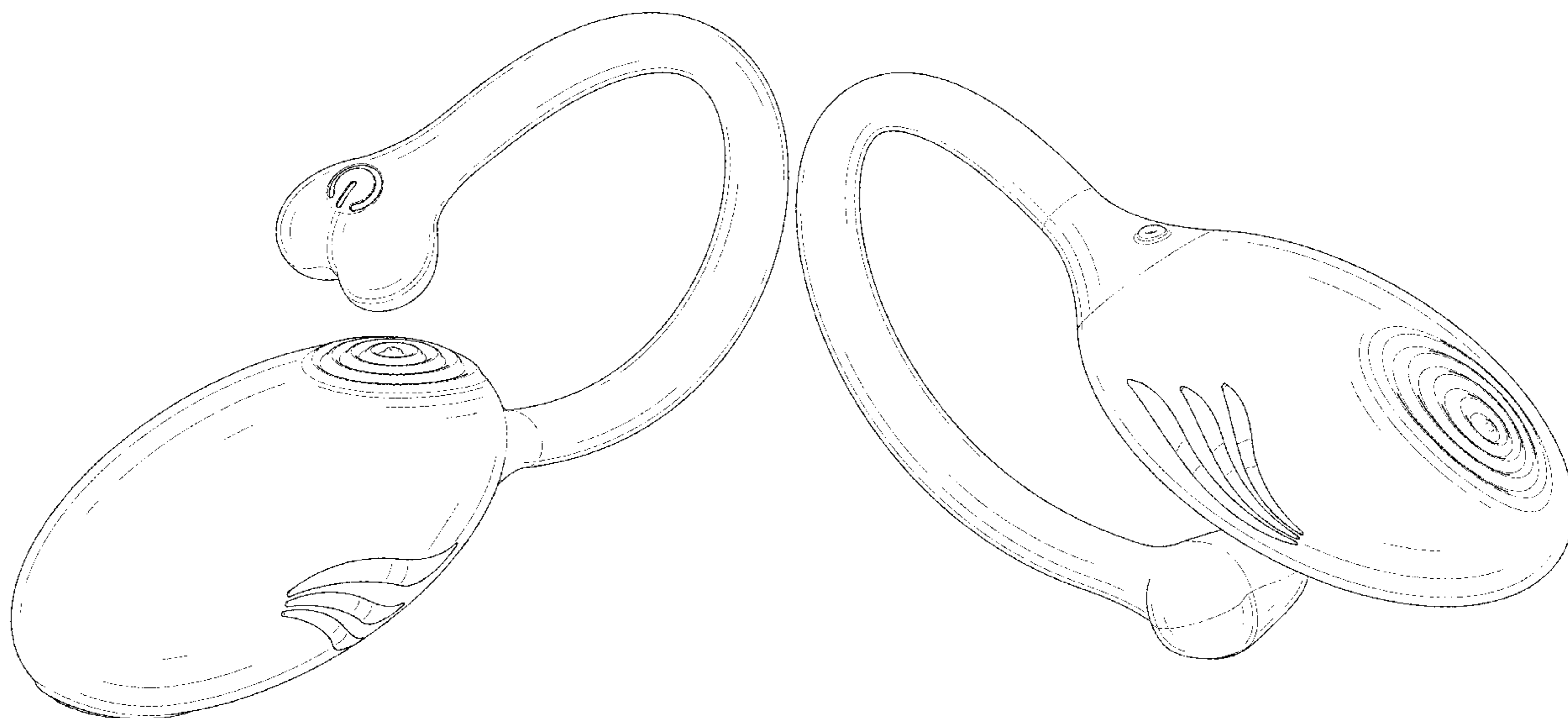
(57) **CLAIM**

The ornamental design for a vibrating massager, as shown and described.

DESCRIPTION

FIG. 1 is a front and top perspective view of a vibrating massager, showing my new design;
FIG. 2 is a right and bottom perspective view thereof;
FIG. 3 is a front elevational view thereof;
FIG. 4 is a rear elevational view thereof;
FIG. 5 is a left side elevational view thereof;
FIG. 6 is a right side elevational view thereof;
FIG. 7 is a top plan view thereof; and,
FIG. 8 is a bottom plan view thereof.

1 Claim, 8 Drawing Sheets



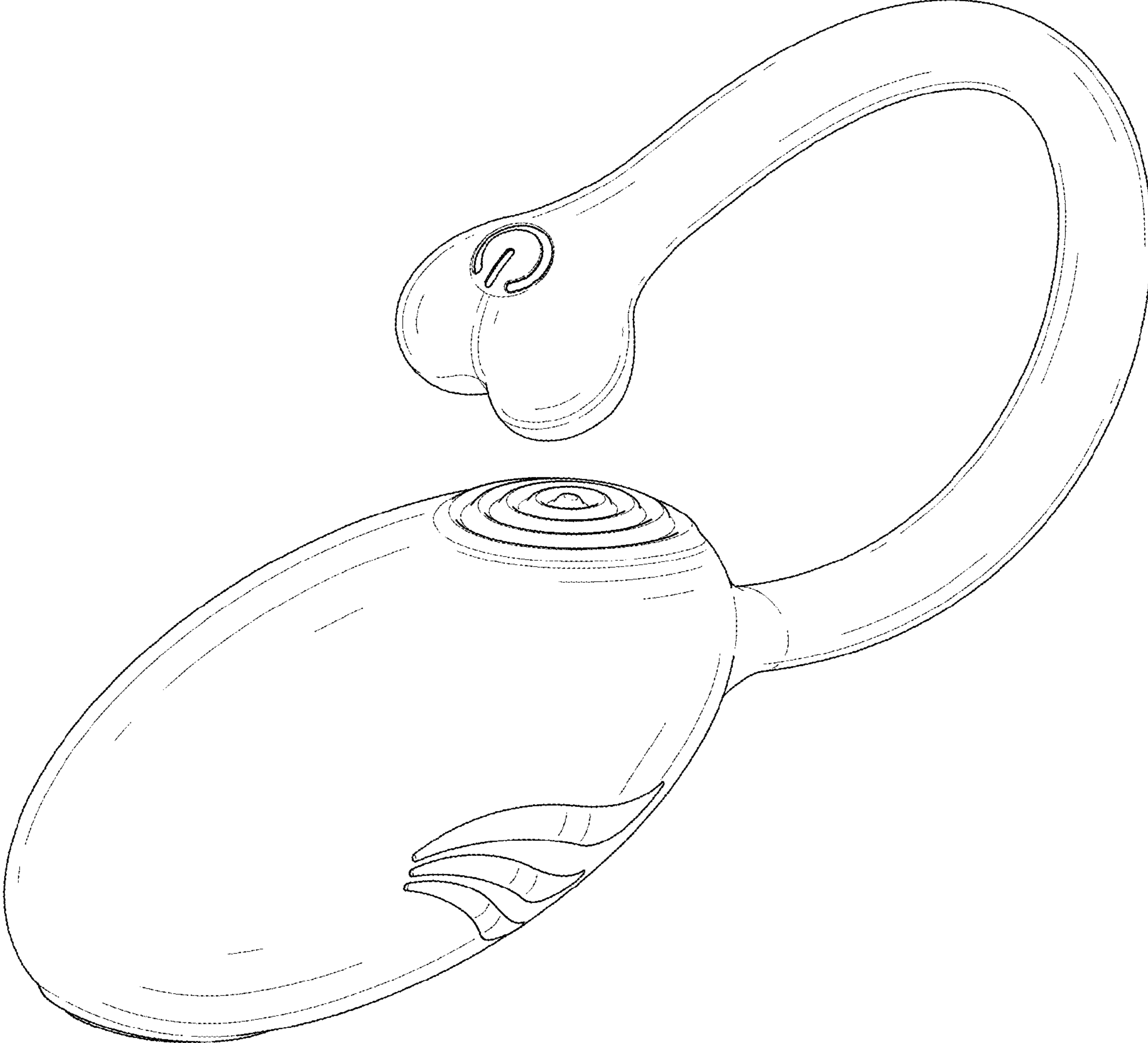


FIG. 1

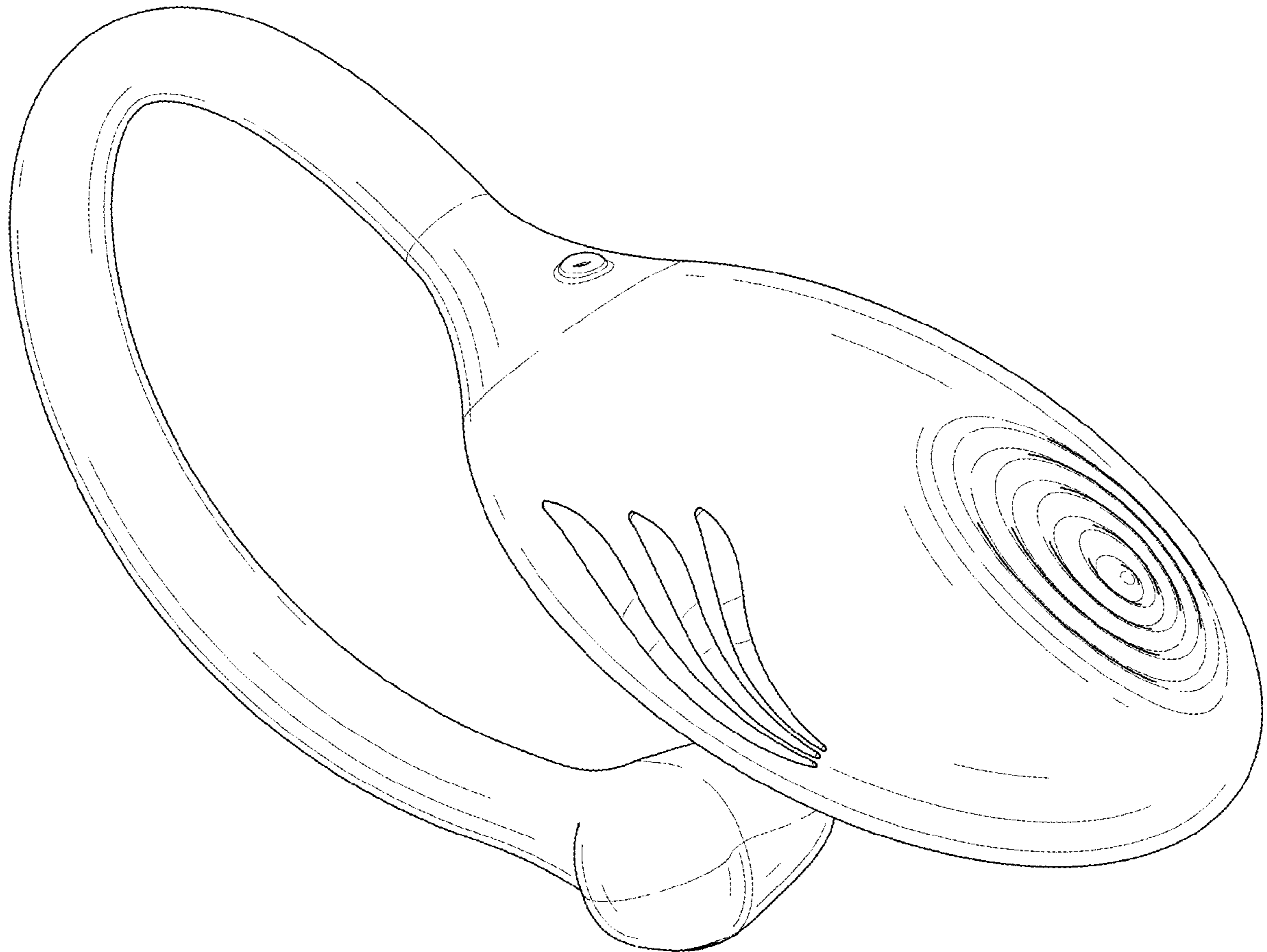


FIG. 2

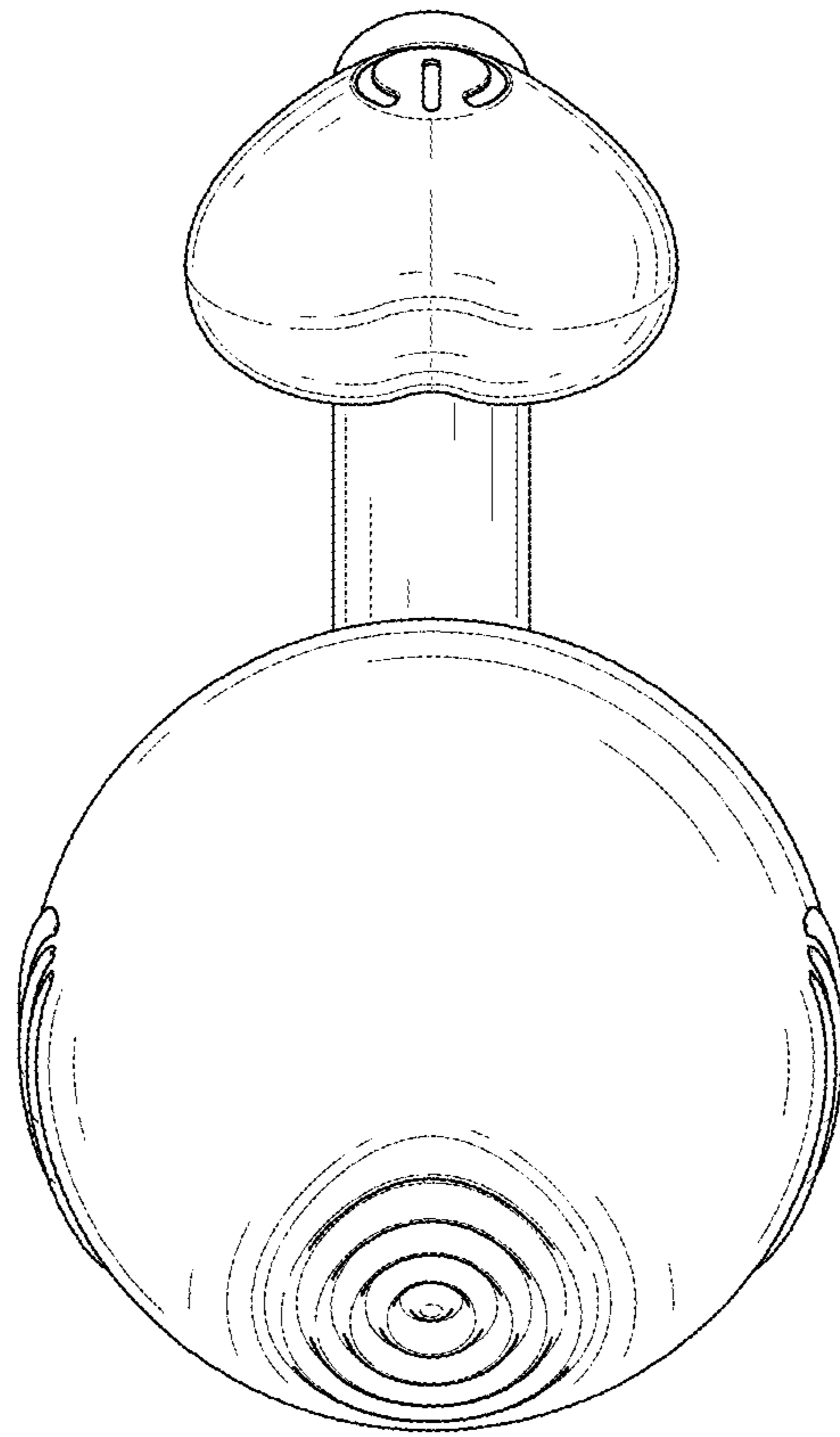


FIG. 3

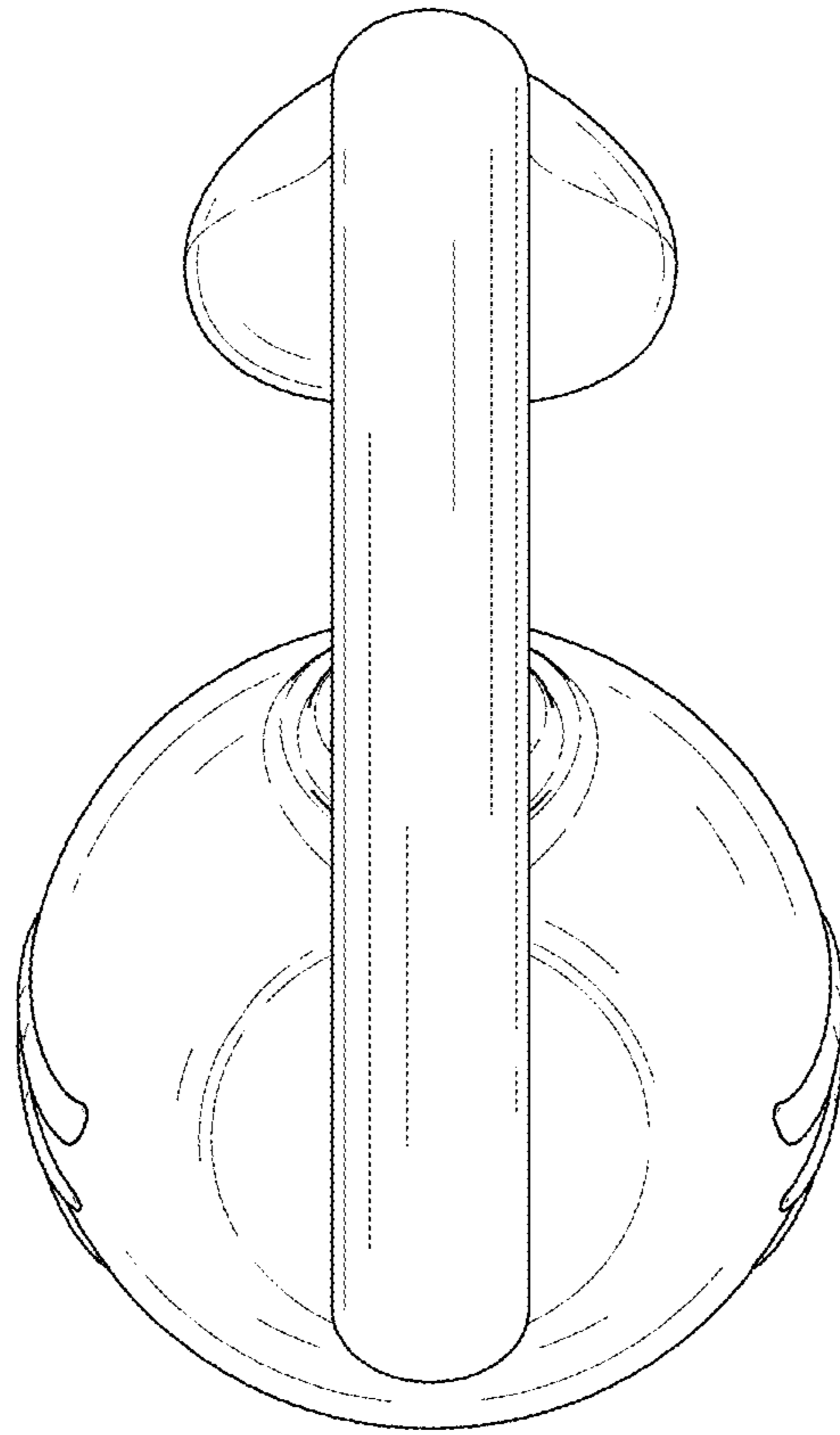


FIG. 4

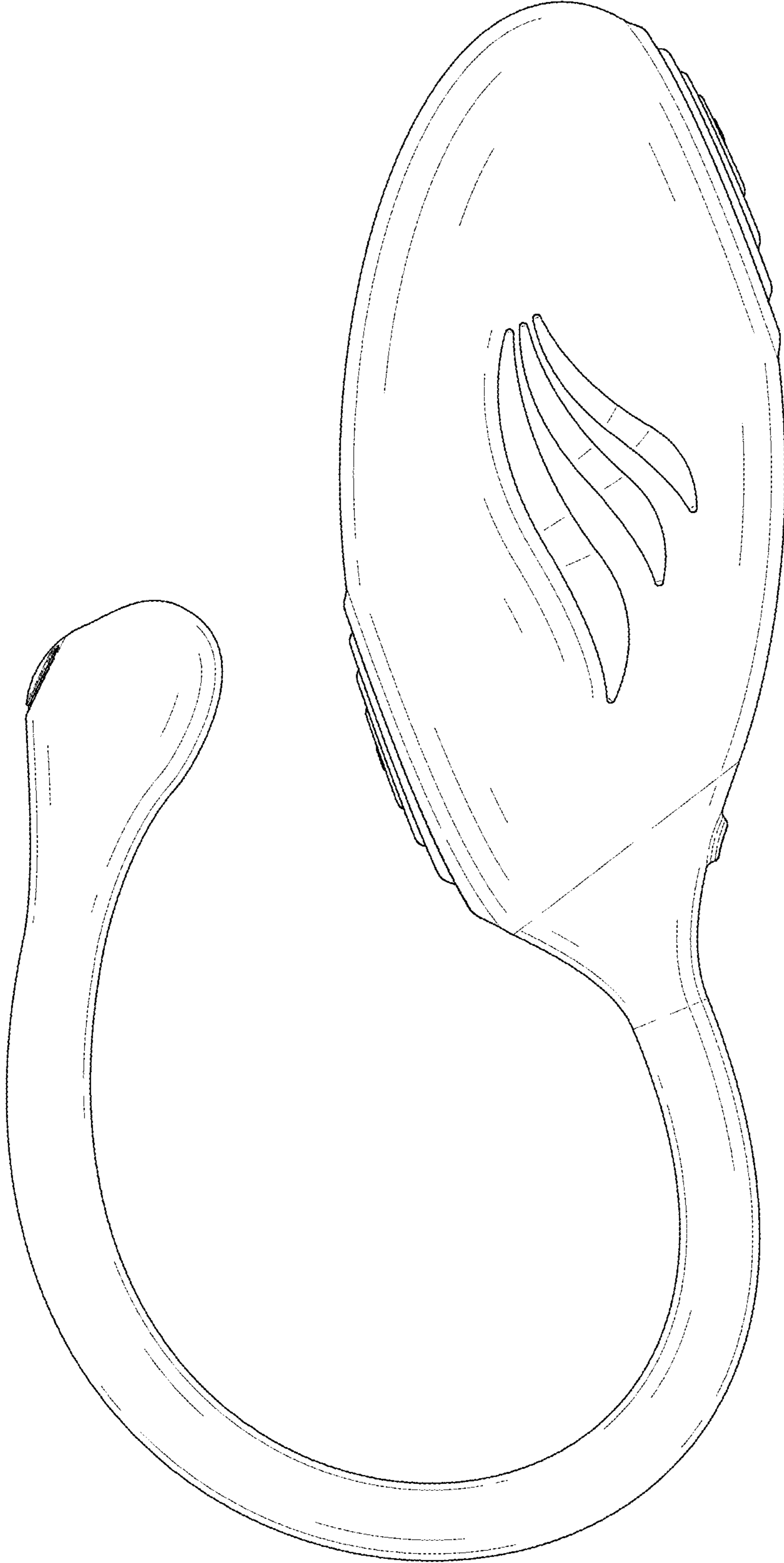


FIG. 5



FIG. 6

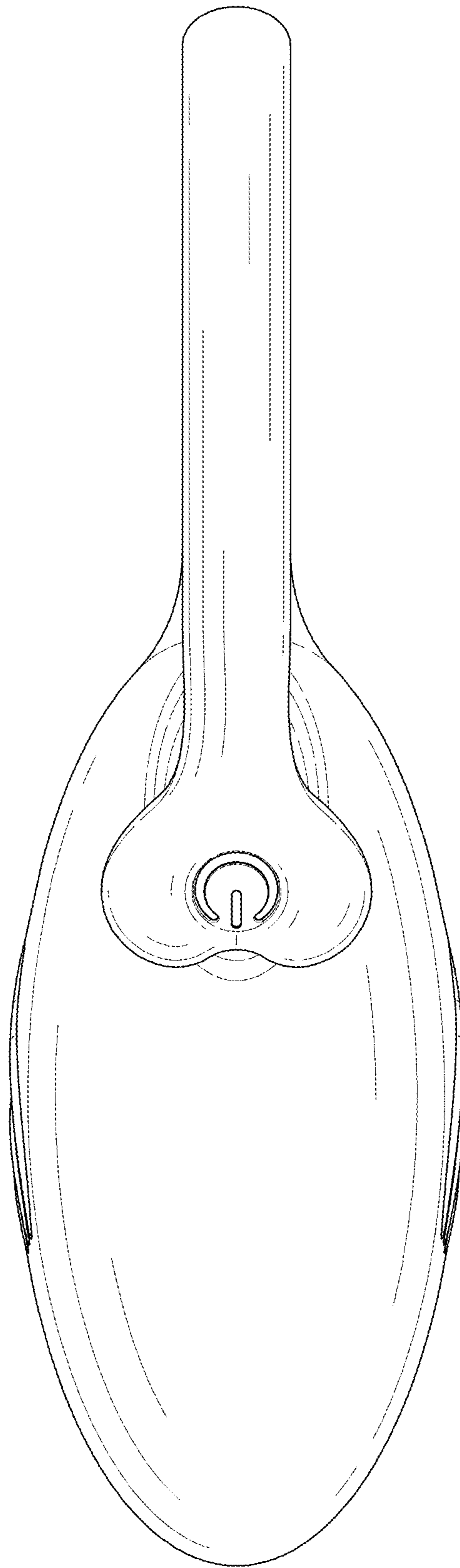


FIG. 7

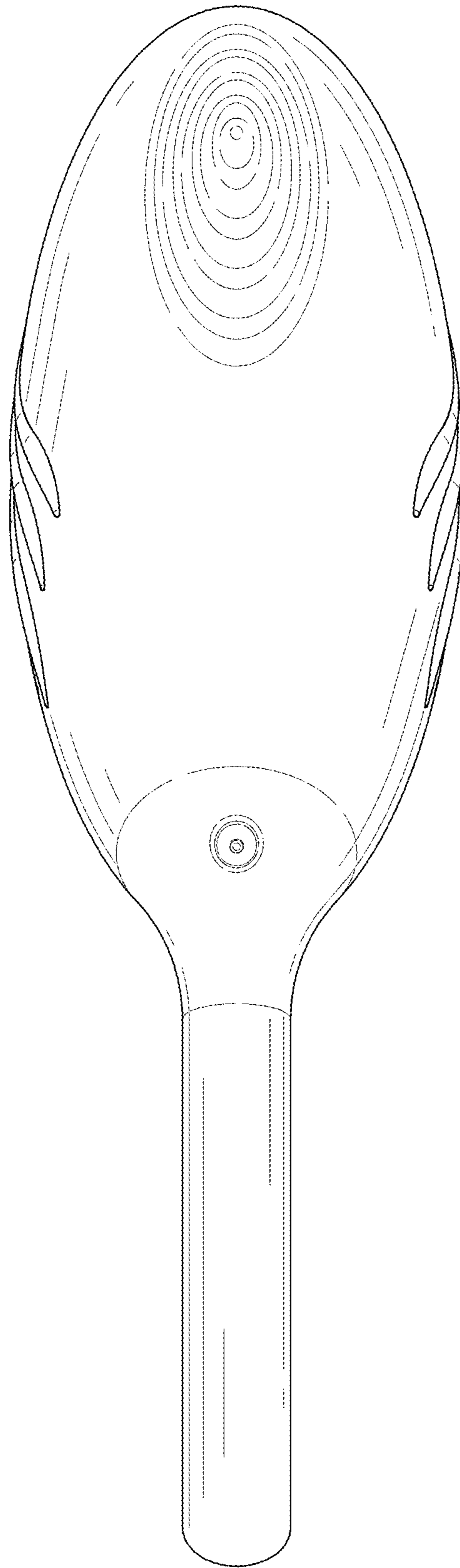


FIG. 8