



US00D943100S

(12) **United States Design Patent**
Robichaud

(10) **Patent No.:** **US D943,100 S**
(45) **Date of Patent:** **** Feb. 8, 2022**

(54) **OSTEOTOMY PLATE**

(71) Applicant: **LABORATOIRES BODYCAD INC.**,
Québec (CA)

(72) Inventor: **Jean Robichaud**, St-Aubert (CA)

(73) Assignee: **LABORATOIRES BODYCAD INC.**,
Québec (CA)

(**) Term: **15 Years**

(21) Appl. No.: **35/510,092**

(22) Filed: **Feb. 18, 2020**

(80) **Hague Agreement Data**

Int. Filing Date: **Feb. 18, 2020**

Int. Reg. No.: **DM/207161**

Int. Reg. Date: **Feb. 18, 2020**

Int. Reg. Pub. Date: **Aug. 21, 2020**

(51) **LOC (13) Cl.** **24-03**

(52) **U.S. Cl.**
USPC **D24/155**

(58) **Field of Classification Search**
USPC **D24/155**

(Continued)

(56) **References Cited**

U.S. PATENT DOCUMENTS

2,002,021 A 5/1935 Howard

5,620,448 A 4/1997 Puddu

(Continued)

FOREIGN PATENT DOCUMENTS

CN 103393459 11/2013

CN 207721848 8/2018

(Continued)

OTHER PUBLICATIONS

Azernikov S. (2013) Inhomogeneous Axial Deformation for Orthopedic Surgery Planning. In: Csurka G., Kraus M., Mestetskiy L.,

Richard P., Braz J. (eds) Computer Vision, Imaging and Computer Graphics. Theory and Applications. VISIGRAPP 2011. Communications in Computer and Information Science, vol. 274, p. 69-85. Springer, Berlin, Heidelberg.

Primary Examiner — Michael A. Pratt

(74) *Attorney, Agent, or Firm* — Marshall, Gerstein & Borun LLP

(57) **CLAIM**

The ornamental design for an osteotomy plate, as shown and described.

DESCRIPTION

3.1 : Perspective

3.2 : Perspective

3.3 : Front

3.4 : Back

3.5 : Left

3.6 : Right

3.7 : Top

3.8 : Bottom

The design comprises the features of shape and configuration of an osteotomy plate as shown in solid lines in the drawings.

Figure **3.1** is a front perspective view of the osteotomy plate; Figure **3.2** is a rear perspective view of the osteotomy plate shown in Figure **3.1**;

Figure **3.3** is a front elevation view of the osteotomy plate shown in Figure **3.1**;

Figure **3.4** is a rear elevation view of the osteotomy plate shown in Figure **3.1**;

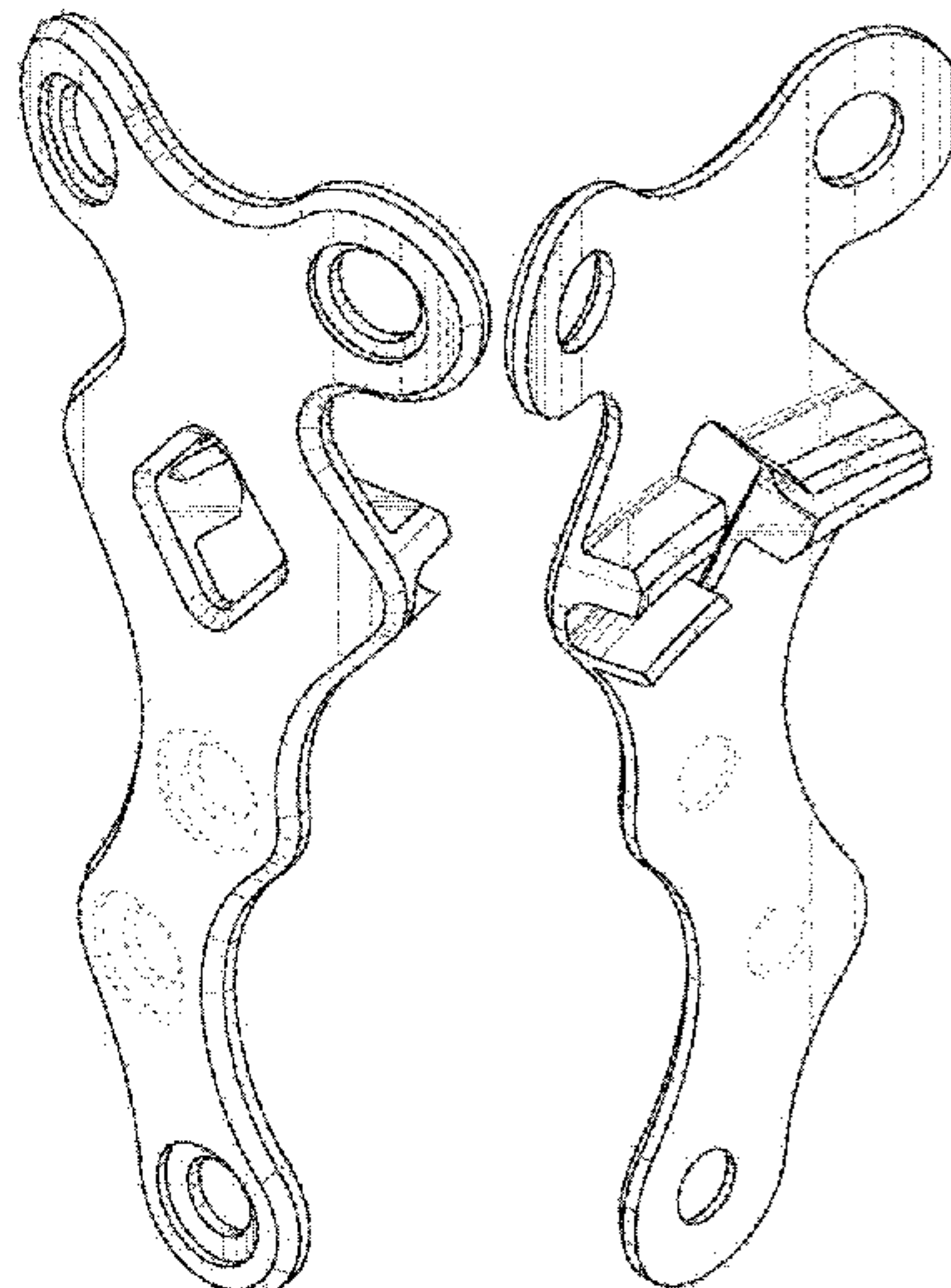
Figure **3.5** is a left-side elevation view of the osteotomy plate shown in Figure **3.1**;

Figure **3.6** is a right-side elevation view of the osteotomy plate shown in Figure **3.1**;

Figure **3.7** is a top plan view of the osteotomy plate shown in Figure **3.1**; and

Figure **3.8** is a bottom plan view of the osteotomy plate shown in Figure **3.1**.

1 Claim, 8 Drawing Sheets



(58) **Field of Classification Search**

CPC A61B 17/8061; A61B 17/7059; A61B 17/8052; A61B 17/8605; A61B 17/8085; A61B 17/809; A61B 17/8014; A61B 17/8033; A61B 17/8004; A61B 17/888; A61B 17/842; A61B 17/8023; A61B 17/8009; A61B 17/86; A61B 17/1739; A61B 17/8066; A61B 17/1671; A61B 17/1757; A61B 17/8071; A61B 17/176

See application file for complete search history.

(56)

References Cited

U.S. PATENT DOCUMENTS

5,749,875 A 5/1998 Puddu
 6,017,342 A 1/2000 Rinner
 6,066,142 A 5/2000 Serbousek et al.
 D443,060 S * 5/2001 Benirschke D24/155
 6,461,359 B1 10/2002 Tribus et al.
 D469,533 S * 1/2003 Bryant D24/155
 7,655,029 B2 * 2/2010 Niederberger A61B 17/8057
 606/280
 D622,853 S * 8/2010 Raven, III D24/155
 7,794,467 B2 9/2010 McGinley et al.
 D630,750 S * 1/2011 Graham D24/155
 7,935,119 B2 5/2011 Ammann et al.
 8,083,746 B2 12/2011 Novak
 8,092,465 B2 1/2012 Metzger et al.
 8,137,406 B2 3/2012 Novak et al.
 8,211,112 B2 7/2012 Novak et al.
 8,241,292 B2 8/2012 Collazo
 8,241,293 B2 8/2012 Stone et al.
 8,337,507 B2 12/2012 Lang et al.
 8,388,690 B2 3/2013 Singhatat et al.
 8,409,209 B2 4/2013 Ammann et al.
 8,484,001 B2 7/2013 Glozman et al.
 8,594,395 B2 11/2013 Roose et al.
 8,632,547 B2 1/2014 Maxson et al.
 8,709,052 B2 4/2014 Ammann et al.
 8,753,348 B2 6/2014 DiDomenico et al.
 8,828,087 B2 9/2014 Stone et al.
 8,979,866 B2 3/2015 Patel et al.
 8,998,903 B2 4/2015 Price et al.
 9,014,835 B2 4/2015 Azernikov et al.
 9,072,555 B2 7/2015 Michel

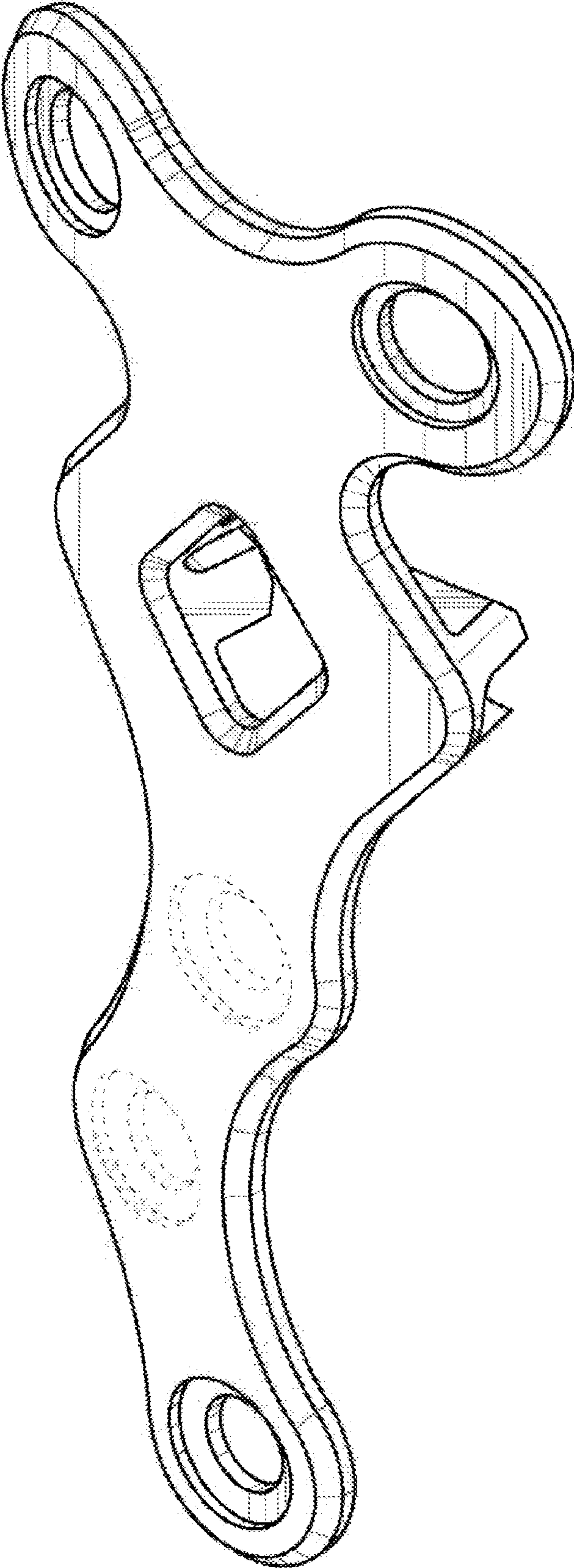
D740,943 S 10/2015 Neufeld et al.
 D765,851 S * 9/2016 Early D24/155
 9,456,833 B2 10/2016 Maxson et al.
 9,480,490 B2 11/2016 Metzger et al.
 9,486,228 B2 11/2016 Saw et al.
 9,603,605 B2 3/2017 Collazo
 9,687,261 B2 6/2017 Serbousek et al.
 9,707,023 B2 7/2017 Ammann et al.
 9,770,302 B2 9/2017 Kang et al.
 9,814,533 B2 11/2017 Park et al.
 9,833,245 B2 12/2017 Maxson
 9,877,758 B2 1/2018 Michel
 9,877,790 B2 1/2018 Bojarski et al.
 9,943,348 B2 4/2018 Schelling
 10,245,089 B2 4/2019 Paik
 D852,957 S 7/2019 Horan et al.
 D910,178 S * 2/2021 DaCosta D24/155
 10,905,480 B2 * 2/2021 Kuroda A61B 17/8061
 2005/0209599 A1 9/2005 Brunsvold
 2006/0052795 A1 3/2006 White
 2007/0191848 A1 8/2007 Wack et al.
 2008/0021452 A1 * 1/2008 Ducharme A61B 17/8061
 606/60
 2009/0082816 A1 3/2009 Graham et al.
 2011/0213376 A1 9/2011 Maxson et al.
 2013/0338673 A1 12/2013 Keppler
 2015/0051650 A1 2/2015 Verstreken et al.
 2015/0305752 A1 10/2015 Eash
 2016/0095634 A1 4/2016 Meyer
 2016/0113784 A1 4/2016 Robichaud
 2016/0192949 A1 7/2016 Robichaud et al.
 2016/0235454 A1 8/2016 Treace et al.
 2017/0325823 A1 11/2017 Phillips-Hungerford et al.
 2017/0325826 A1 11/2017 Bake et al.

FOREIGN PATENT DOCUMENTS

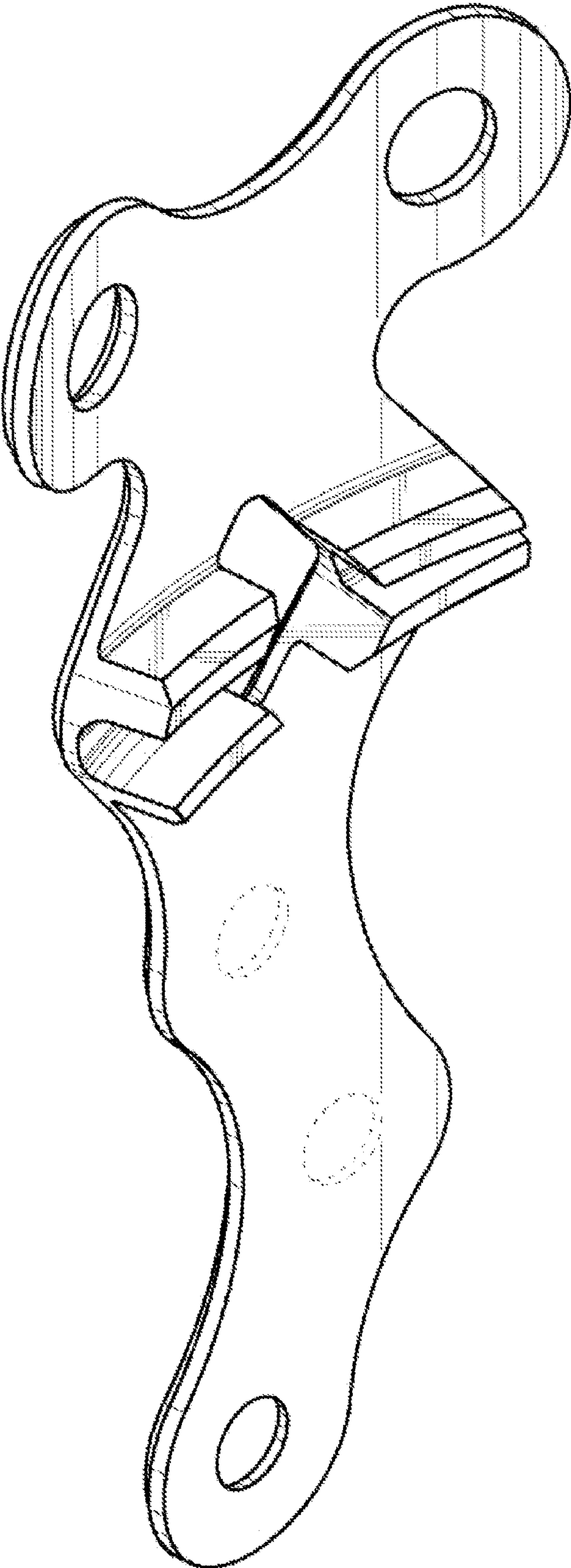
WO 2015003284 1/2015
 WO 2020037418 2/2020
 WO 2020037419 2/2020
 WO 2020037420 2/2020
 WO 2020037421 2/2020
 WO 2020037423 2/2020
 WO 2020037424 2/2020
 WO 2020037425 2/2020

* cited by examiner

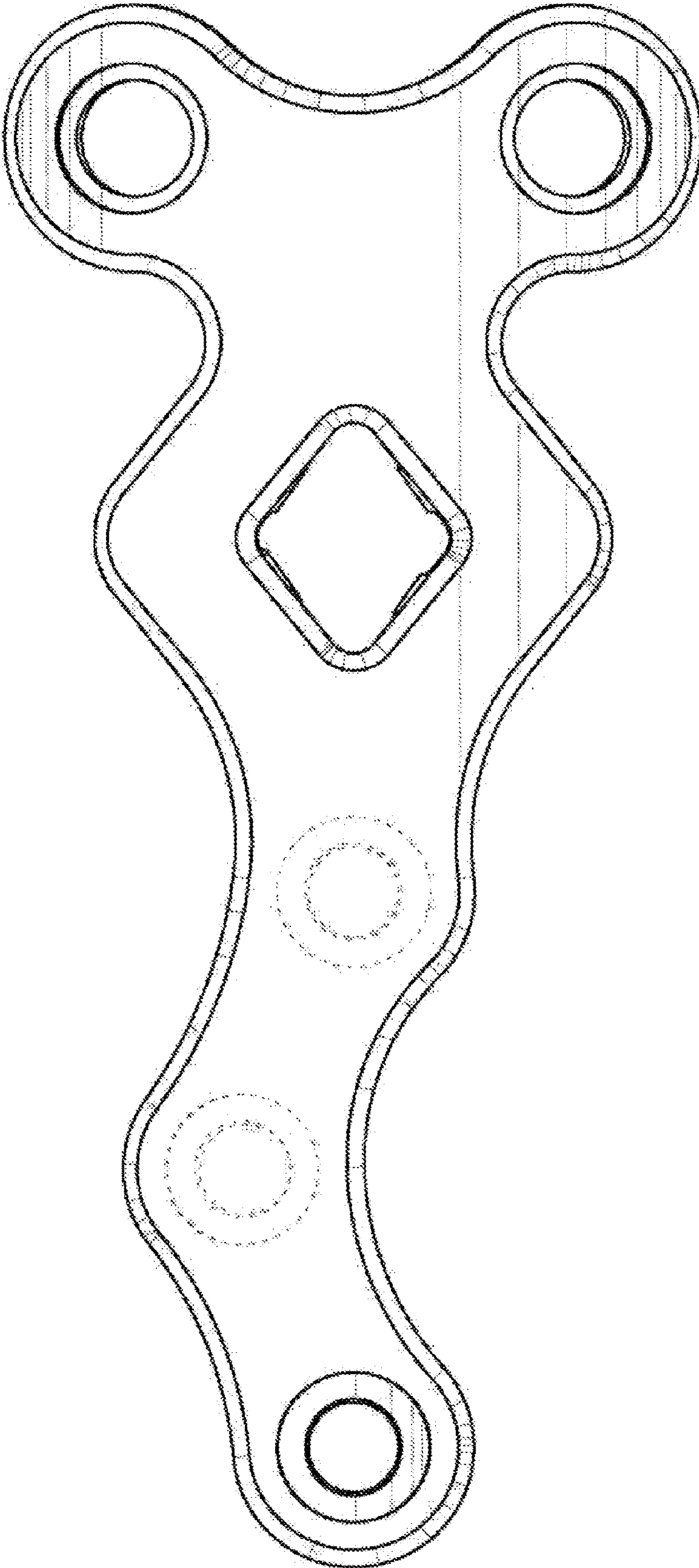
3.1



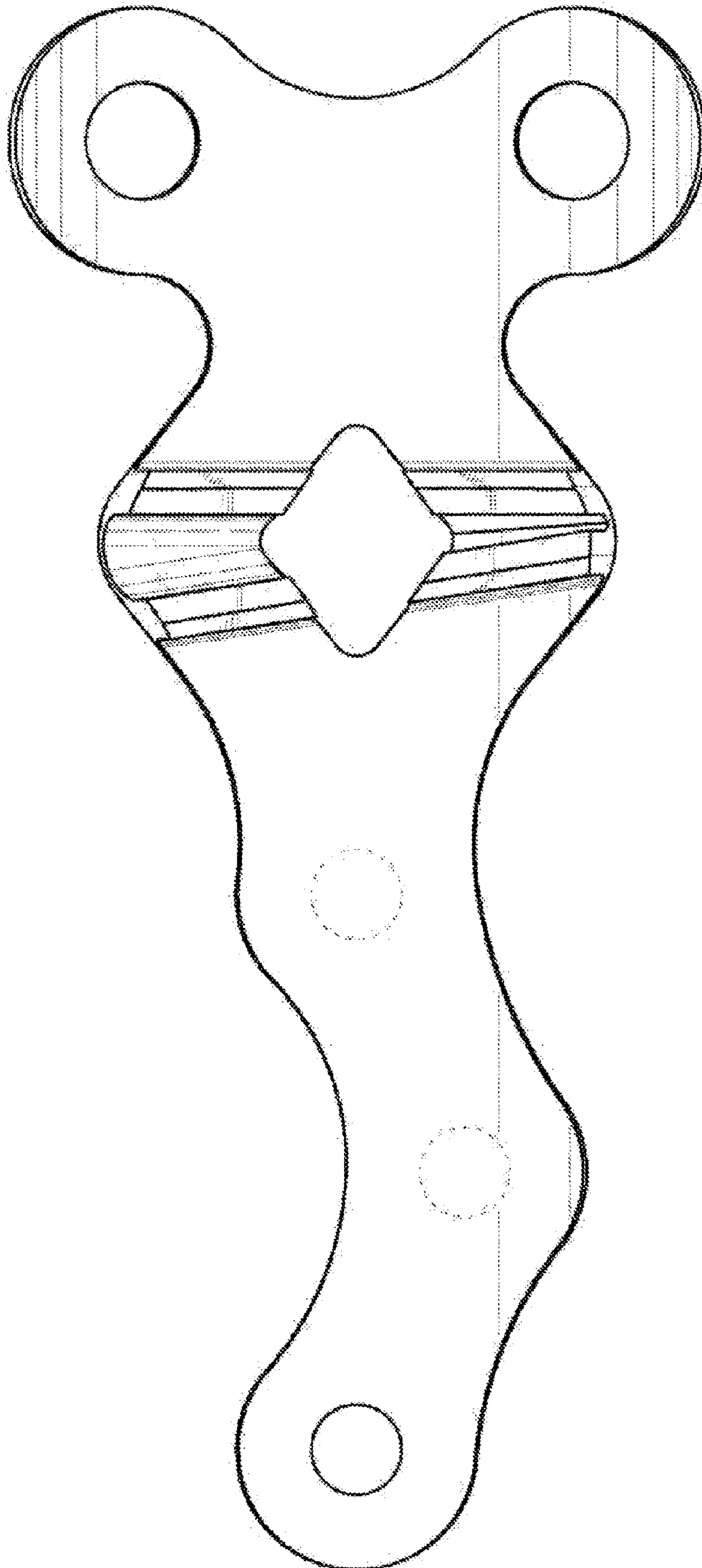
3.2




3.3




3.4



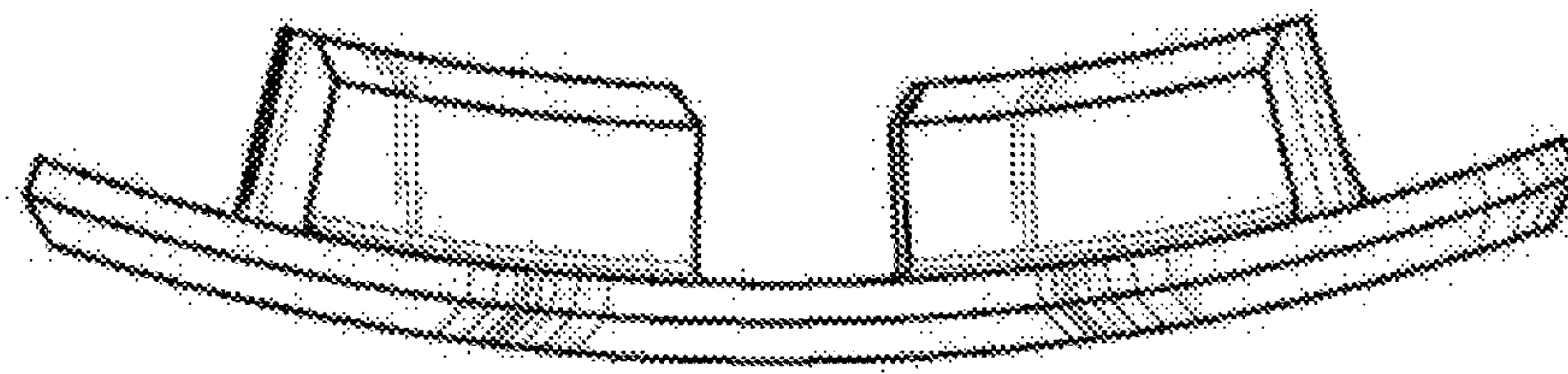
3.5



3.6



3.7



3.8

