



US00D943075S

(12) **United States Design Patent** (10) **Patent No.:** **US D943,075 S**
Chiu (45) **Date of Patent:** **** Feb. 8, 2022**

(54) **DEHUMIDIFIER**

FOREIGN PATENT DOCUMENTS

(71) Applicant: **New Widetech Industries Co., Ltd.**,
New Taipei (TW)

CN 305312999 * 8/2019
JP D1484386 * 11/2013
WO D204821-004 * 12/2019

(72) Inventor: **Ming-Tsung Chiu**, New Taipei (TW)

OTHER PUBLICATIONS

(73) Assignee: **New Widetech Industries Co., Ltd.**,
New Taipei (TW)

ALORAIR Commercial Dehumidifier, first available Mar. 21, 2019[online], [site visited Dec. 2, 2021], Available from internet, URL:<<https://www.amazon.com/AlorAir-Compact-Dehumidifier-Warranty-Saturation/dp/B07PWKPSBZ>> (Year: 2019).*

(**) Term: **15 Years**

* cited by examiner

(21) Appl. No.: **29/736,851**

(22) Filed: **Jun. 3, 2020**

(51) **LOC (13) Cl.** **23-04**

(52) **U.S. Cl.**
USPC **D23/359**

(58) **Field of Classification Search**
USPC D23/356, 359, 364-365, 378, 499
CPC F24F 3/16; F24F 3/1405; F24F 3/1603;
F24F 13/20; F24F 13/222
See application file for complete search history.

Primary Examiner — Barbara Fox

Assistant Examiner — Jamaal Rasheed

(74) *Attorney, Agent, or Firm* — Bradley J. Thorson;
DeWitt LLP

(57) **CLAIM**

The ornamental design for a dehumidifier, as shown and described.

(56) **References Cited**


DESCRIPTION

U.S. PATENT DOCUMENTS

D287,755 S *	1/1987	Imai	D23/356
D326,514 S *	5/1992	Alsup, Jr.	D23/364
D548,314 S *	8/2007	Huang	D23/356
D590,487 S *	4/2009	Chen	D23/333
D755,943 S *	5/2016	Lansky	D23/364
10,335,725 B2 *	7/2019	Woods	B01D 46/2411
D877,872 S *	3/2020	Sloan	D23/359
10,677,492 B2 *	6/2020	DeMonte	F24F 3/1405
10,852,014 B2 *	12/2020	Stearns	F24F 3/14
2014/0150488 A1 *	6/2014	Black	F24F 3/14 62/404
2017/0356663 A1 *	12/2017	Couperthwaite	F04B 19/006
2018/0372371 A1 *	12/2018	DeMonte	F24F 13/32
2018/0372383 A1 *	12/2018	DeMonte	F28D 1/0435
2019/0234630 A1 *	8/2019	Stearns	F24F 11/30

FIG. 1 is a perspective view of a dehumidifier, showing my new design;
FIG. 2 is another perspective view thereof;
FIG. 3 is a front view thereof;
FIG. 4 is a rear view thereof;
FIG. 5 is a left side view thereof;
FIG. 6 is a right side view thereof;
FIG. 7 is a top view thereof; and,
FIG. 8 is a bottom view thereof.
The broken lines shown in the drawing depict portions of the dehumidifier that form no part of the claimed design.

1 Claim, 8 Drawing Sheets






FIG. 1

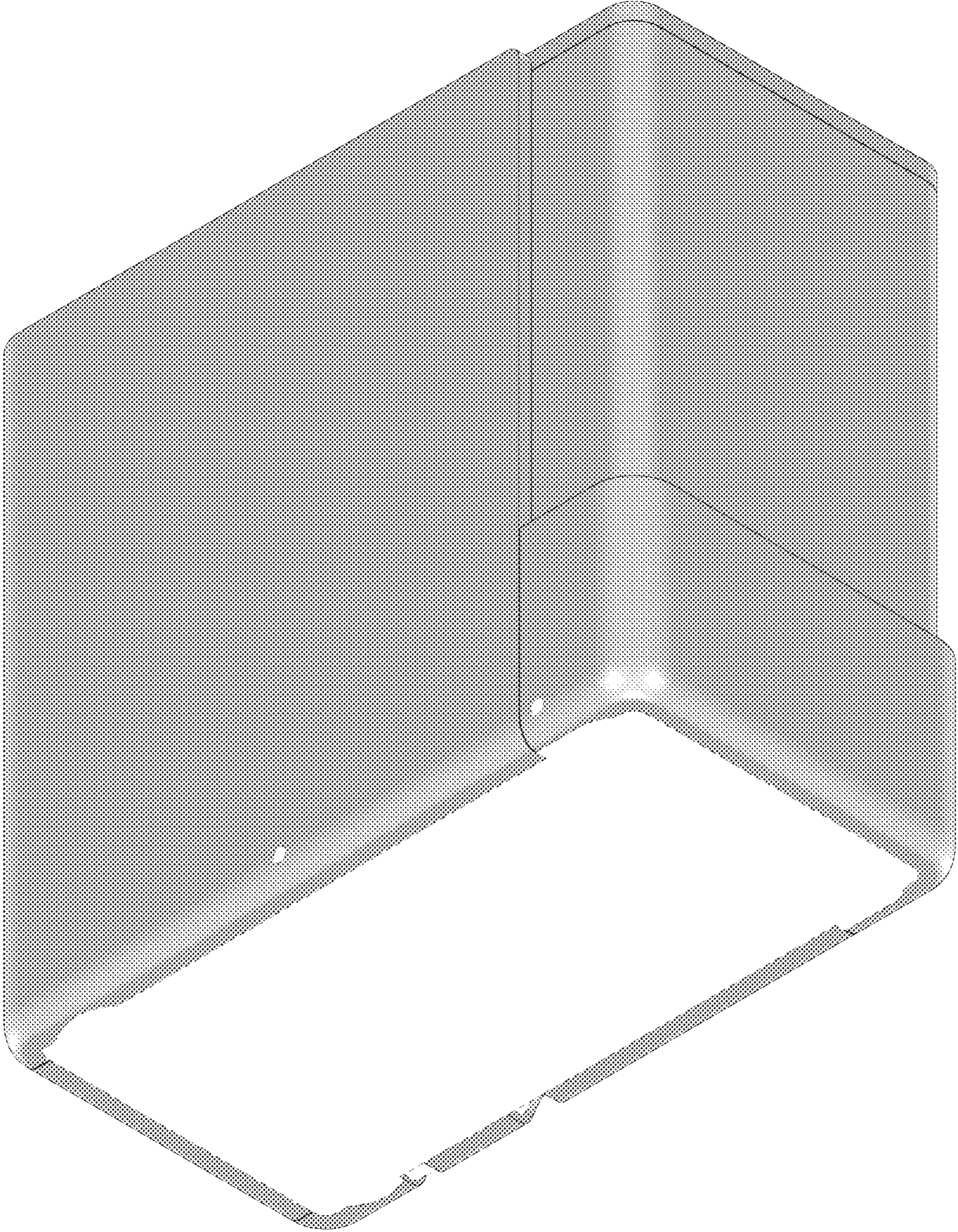


FIG. 2




FIG. 3




FIG. 4




FIG. 5

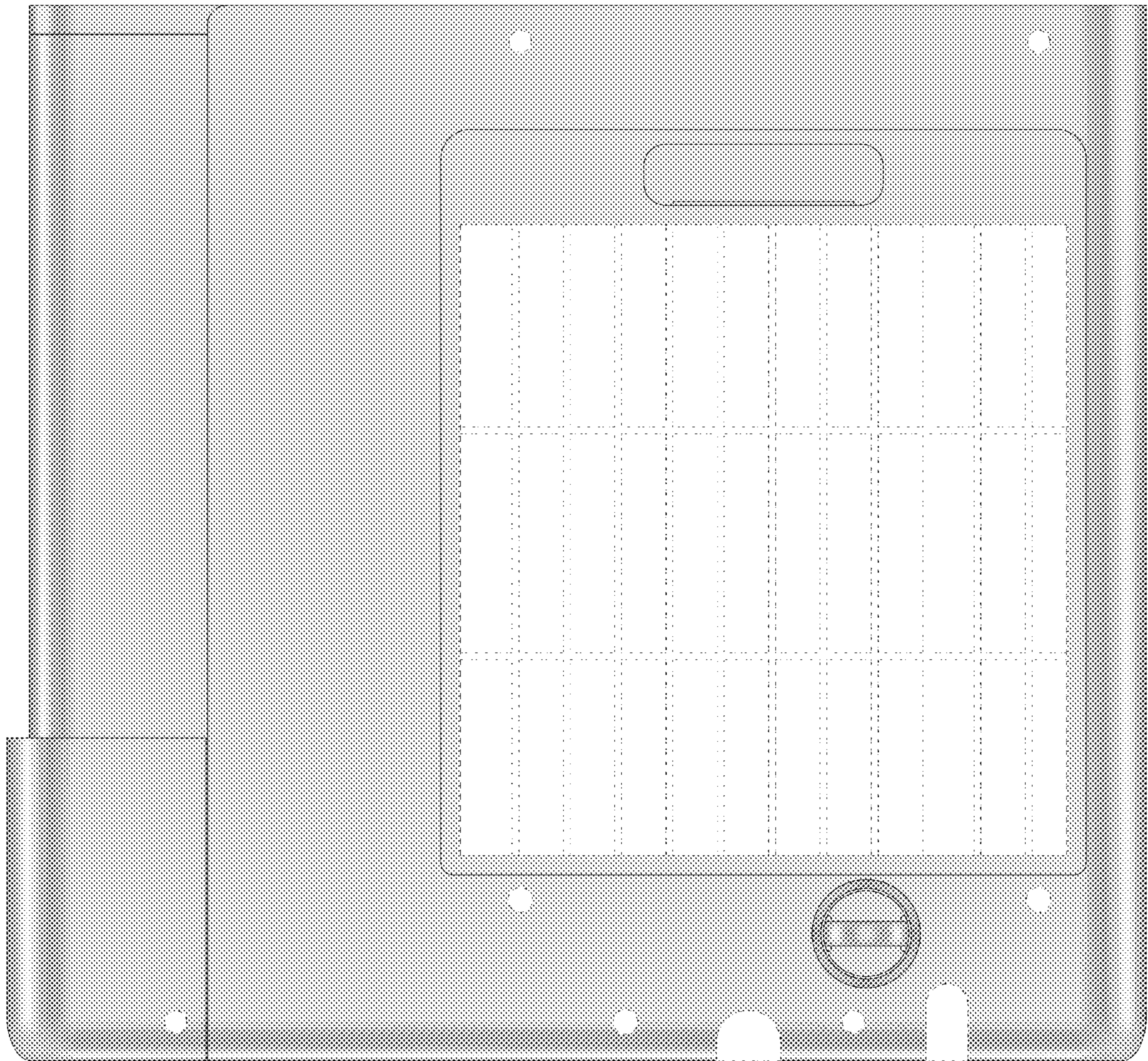


FIG. 6

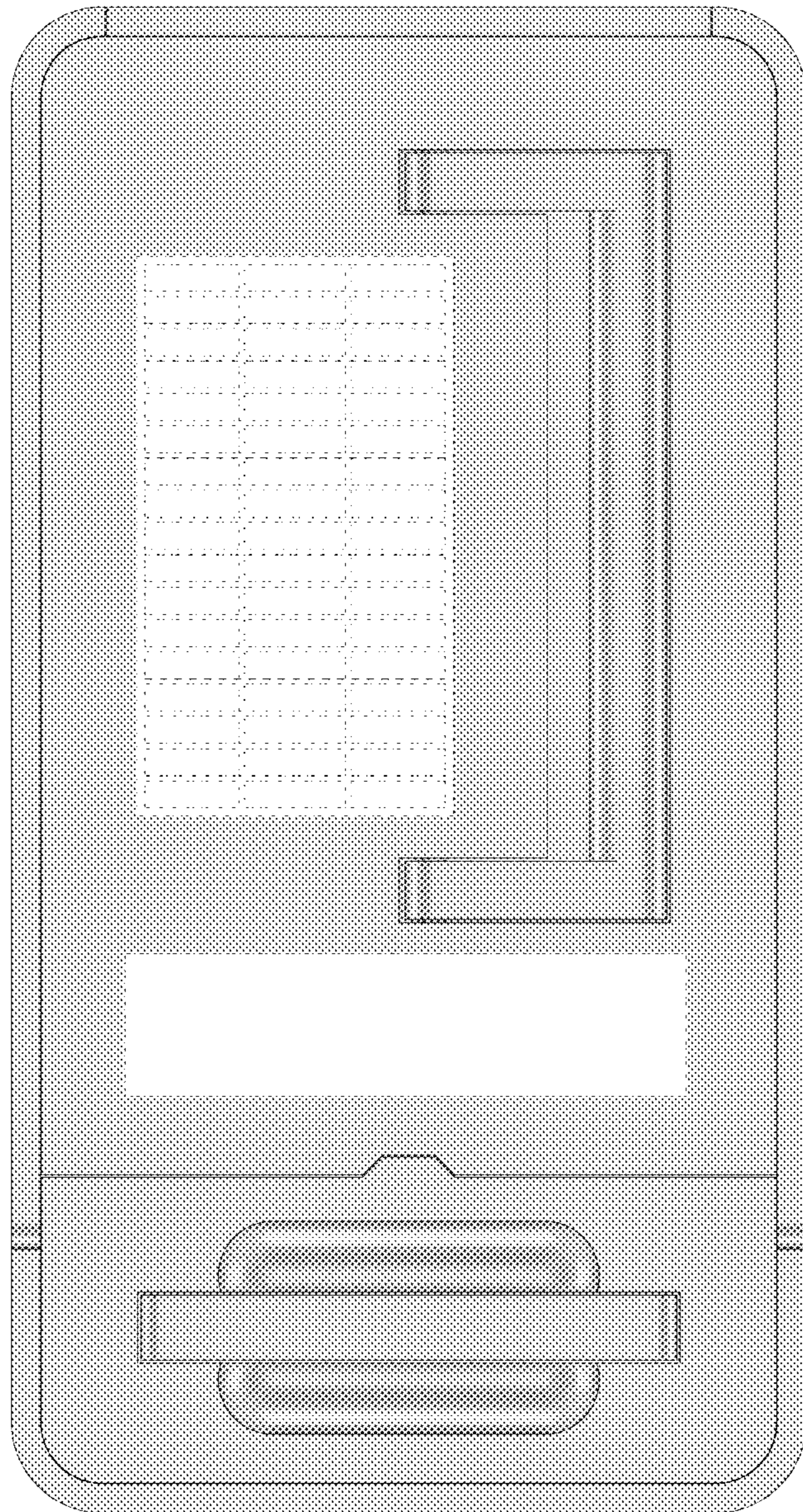


FIG. 7




FIG. 8