



US00D943062S

(12) **United States Design Patent** (10) **Patent No.:** **US D943,062 S**
Fan (45) **Date of Patent:** **** Feb. 8, 2022**

(54) **HAND SHOWER**
(71) Applicant: **Fujian Onlytop Sanitaryware Co., Ltd.**, Zhangzhou (CN)
(72) Inventor: **Kunjing Fan**, Zhangzhou (CN)
(**) Term: **15 Years**
(21) Appl. No.: **29/757,841**
(22) Filed: **Nov. 10, 2020**

9,387,495 B2 * 7/2016 Schumacher B05B 1/3013
D779,039 S * 2/2017 Hanna D23/223
D841,125 S * 2/2019 Lai D23/223
D876,583 S * 2/2020 Hayner D23/213
D889,602 S * 7/2020 Wu D23/223
2006/0102747 A1 * 5/2006 Ho B05B 1/34
239/383
2014/0250586 A1 * 9/2014 Zhadanov E03C 1/023
4/615
2019/0126295 A1 * 5/2019 Kington B05B 1/16
2019/0151866 A1 * 5/2019 Lu B05B 1/18
(Continued)

(30) **Foreign Application Priority Data**

Sep. 18, 2020 (CN) 202030558053.1

(51) **LOC (13) Cl.** **23-01**
(52) **U.S. Cl.**
USPC **D23/223**
(58) **Field of Classification Search**
USPC D23/213, 223, 224, 226, 228, 229, 238,
D23/239, 240, 241, 242, 250
CPC B05B 1/16; B05B 1/1618; B05B 1/18;
E03C 1/0401; E03C 1/0405; E03C
1/0408; E03C 1/066; E03C 2001/0415
See application file for complete search history.

(56) **References Cited**

U.S. PATENT DOCUMENTS

D330,068 S * 10/1992 Haug D23/223
D453,370 S * 2/2002 Lindholm D23/223
D467,302 S * 12/2002 Singtoroj D23/223
D621,907 S * 8/2010 Miller D23/223
7,918,408 B2 * 4/2011 Tshieh B05B 1/3026
239/444
D654,983 S * 2/2012 Schoenherr D23/223
D670,358 S * 11/2012 Bai D23/223
D681,776 S * 5/2013 Cutler D23/223
D696,383 S * 12/2013 Miller D23/223
9,046,261 B2 * 6/2015 Zhang F21V 33/004
9,067,218 B2 * 6/2015 Yu B05B 1/1654
D755,346 S * 5/2016 Yan D23/223

OTHER PUBLICATIONS

Bowger B01500 Shower Head, May 13, 2021, Amazon, site visited Nov. 1, 2021: <https://www.amazon.com/dp/B094V5VPJ9/> (Year: 2021).*

(Continued)

Primary Examiner — Jack Reickel
Assistant Examiner — Bobby W Jones, II
(74) *Attorney, Agent, or Firm* — W&KIP

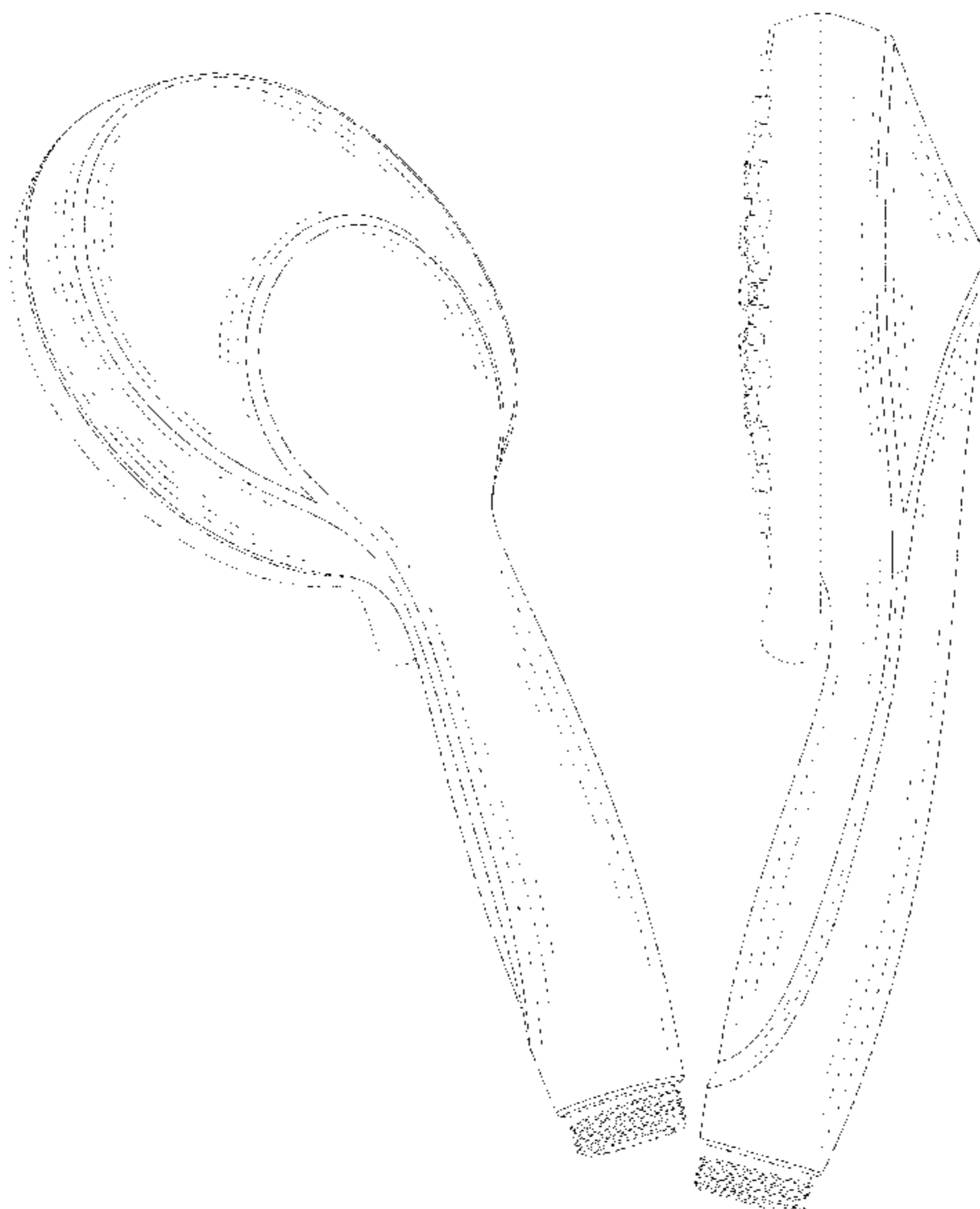
(57) **CLAIM**

The ornamental design for a hand shower, as shown and described.

DESCRIPTION

FIG. 1 is a perspective view of a hand shower;
FIG. 2 is a front elevational view thereof;
FIG. 3 is a rear elevational view thereof;
FIG. 4 is a left elevational view thereof;
FIG. 5 is a right elevational view thereof;
FIG. 6 is a top plan view thereof; and,
FIG. 7 is a bottom plan view thereof.
The broken lines shown in the figures are included for the purpose of illustrating portions of the hand shower and form no part of the claimed design.

1 Claim, 7 Drawing Sheets



(56)

References Cited

U.S. PATENT DOCUMENTS

2019/0299224 A1* 10/2019 Wu E03C 1/06
2020/0122166 A1* 4/2020 Farley E03C 1/0409

OTHER PUBLICATIONS

Tuupusoki Shower Head, Aug. 20, 2021, Amazon, site visited Nov. 1, 2021: <https://www.amazon.com/dp/B09D76XLQ9/>(Year: 2021).*

Alphyse BSH-9M-H15 Shower Head, May 28, 2020, Amazon, site visited Nov. 1, 2021: <https://www.amazon.com/dp/B0899T7437/>(Year: 2020).*

AmazerBath Shower Head, Sep. 9, 2019, Amazon, site visited Nov. 1, 2021: <https://www.amazon.com/dp/B07XP1JBXV/>(Year: 2019).*

* cited by examiner

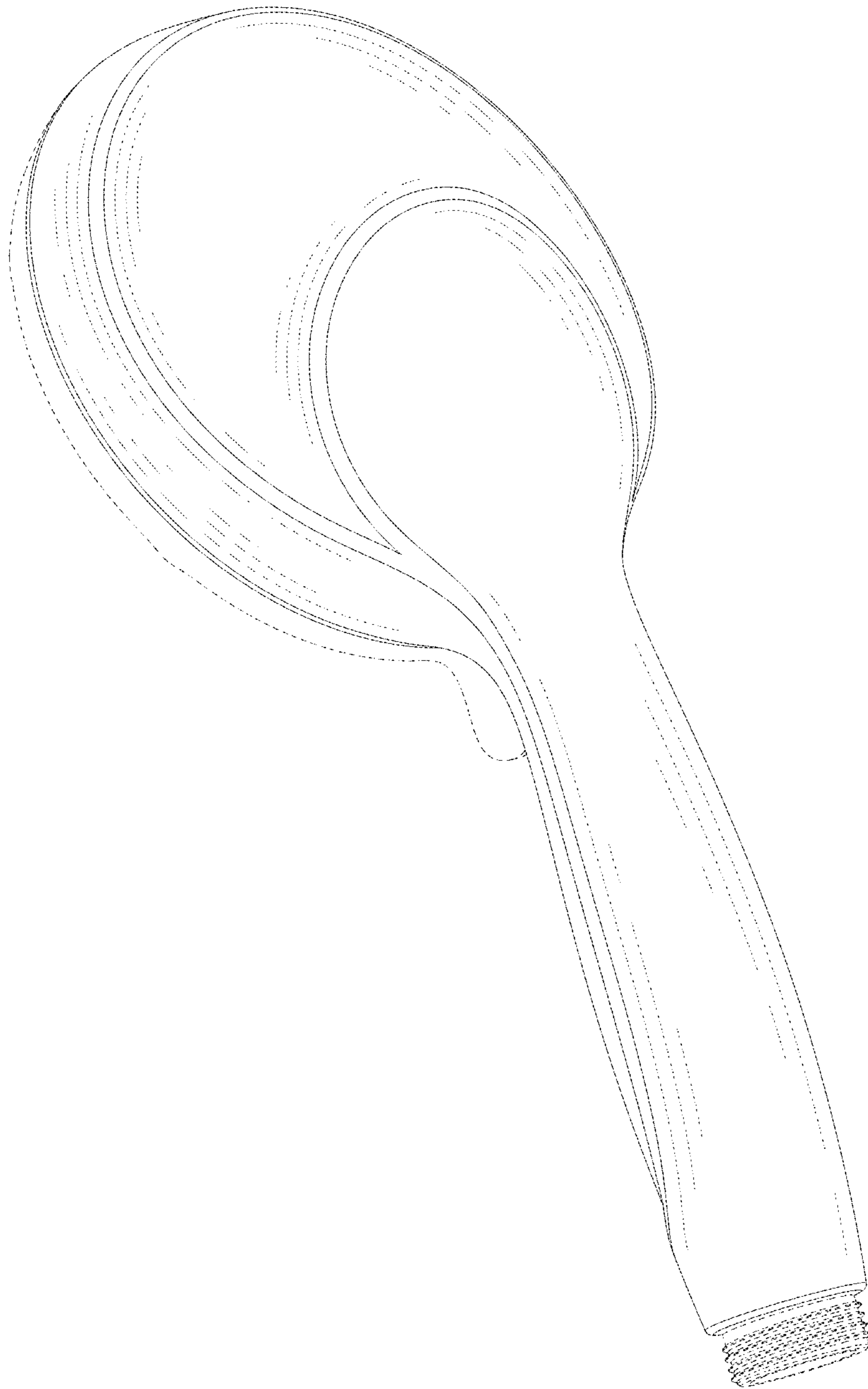


FIG.1

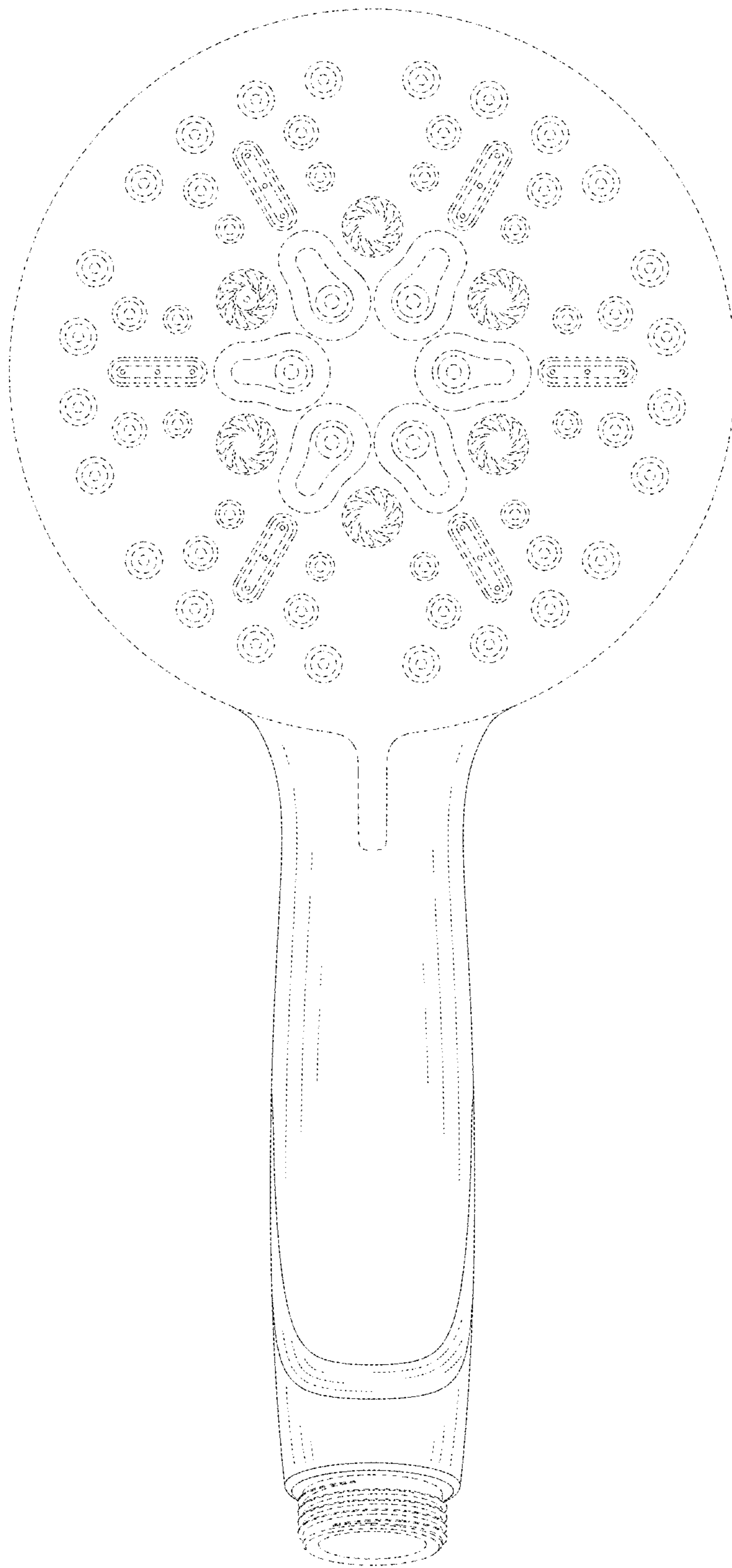


FIG. 2

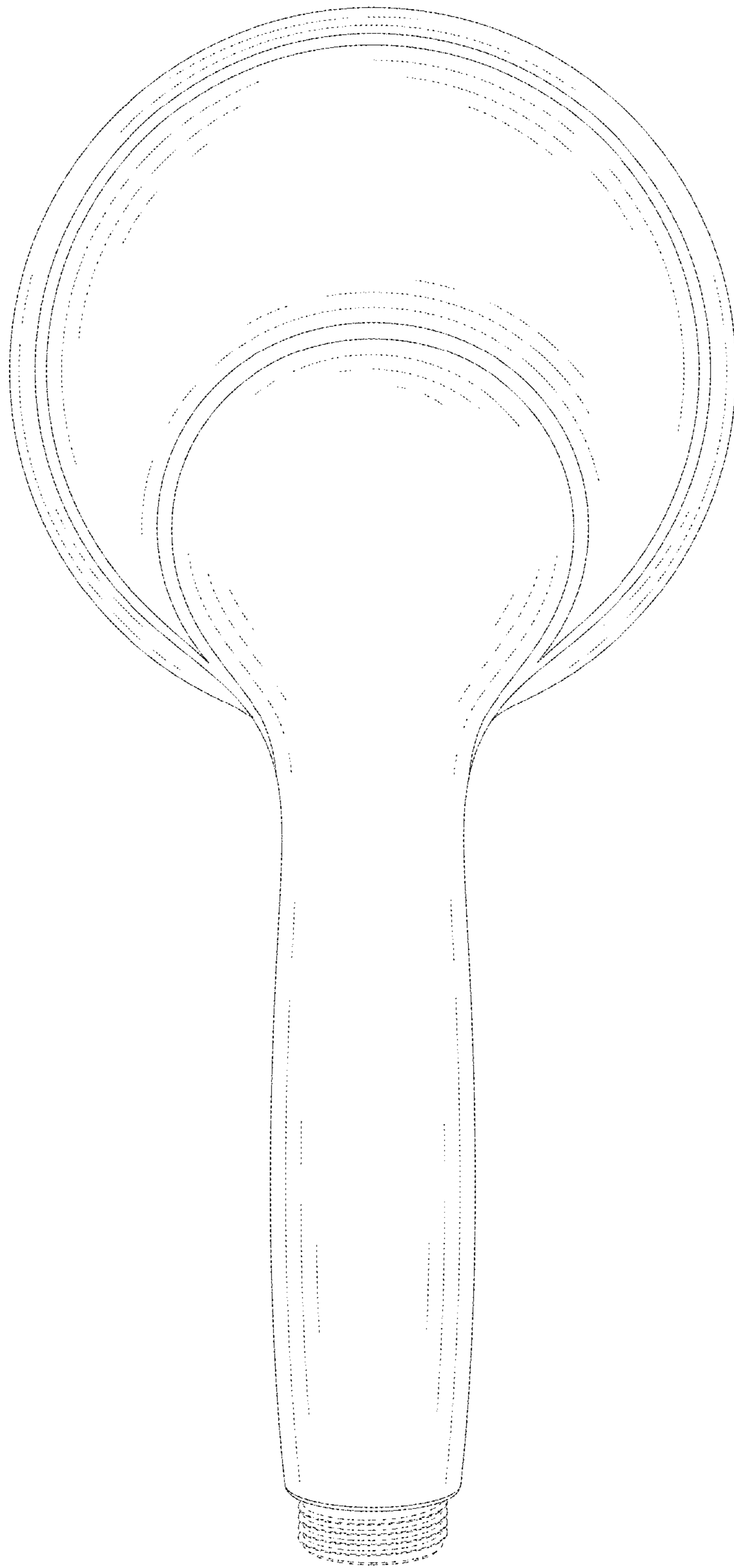


FIG. 3

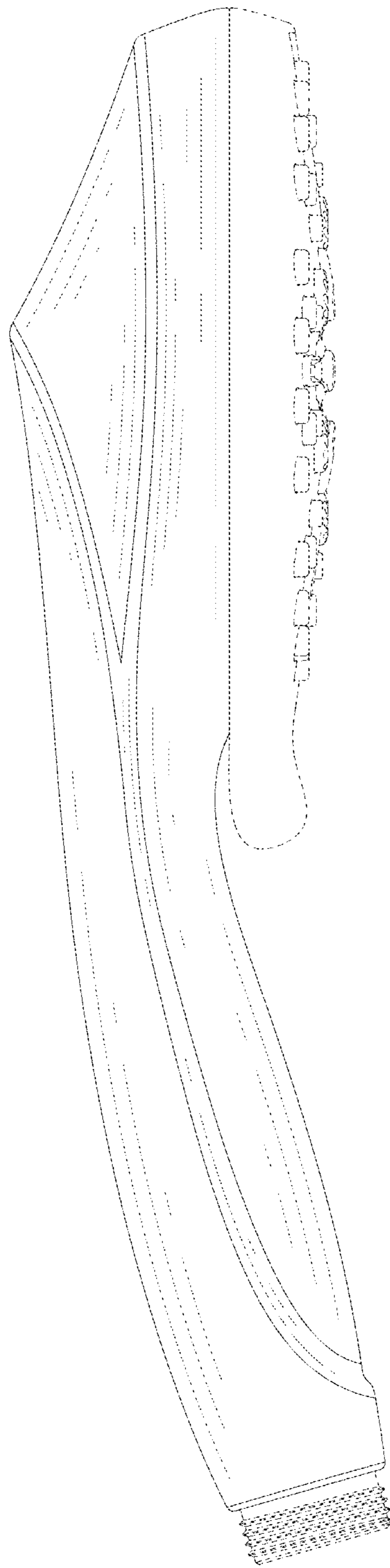


FIG. 4

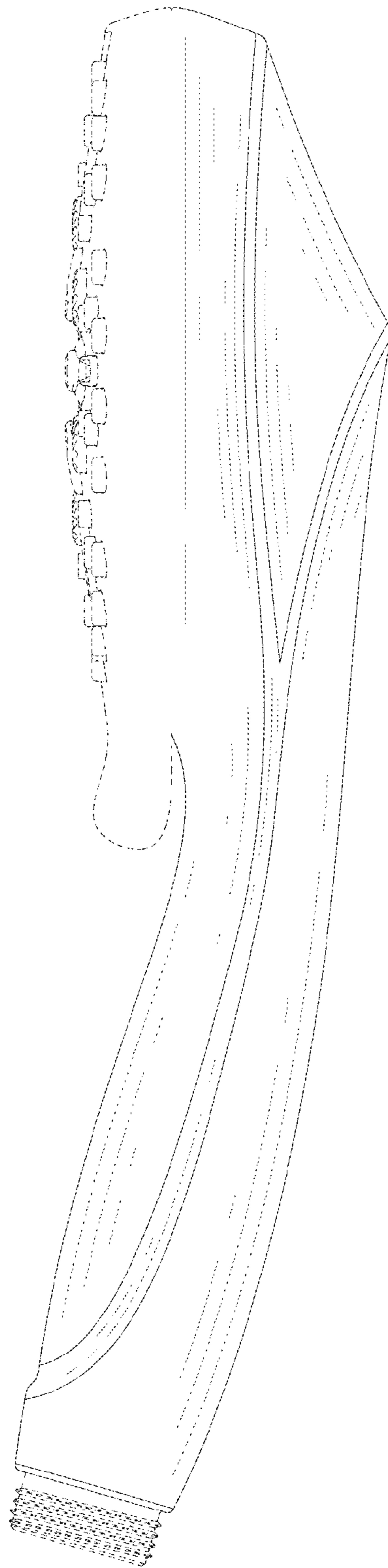


FIG. 5

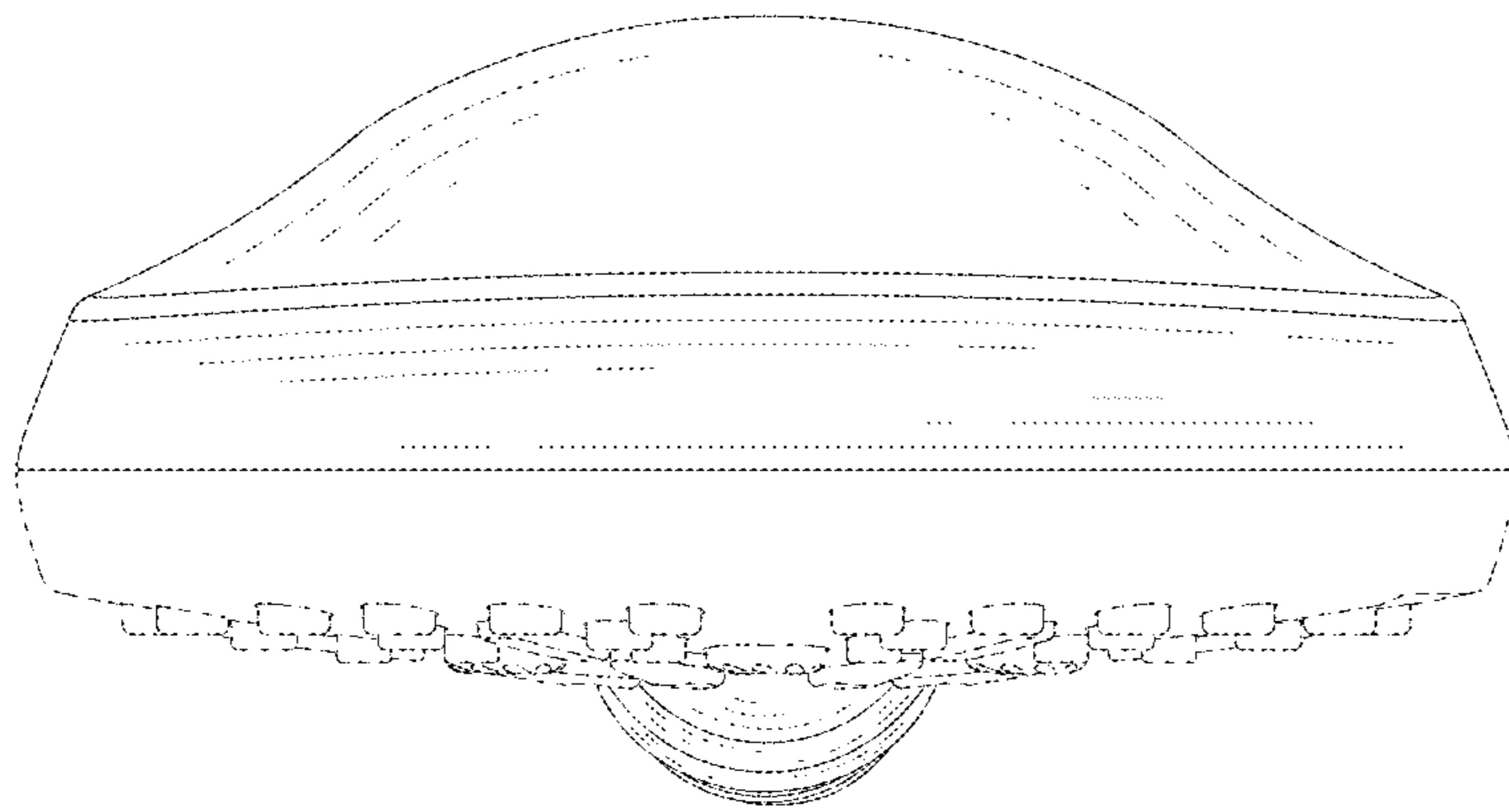


FIG. 6

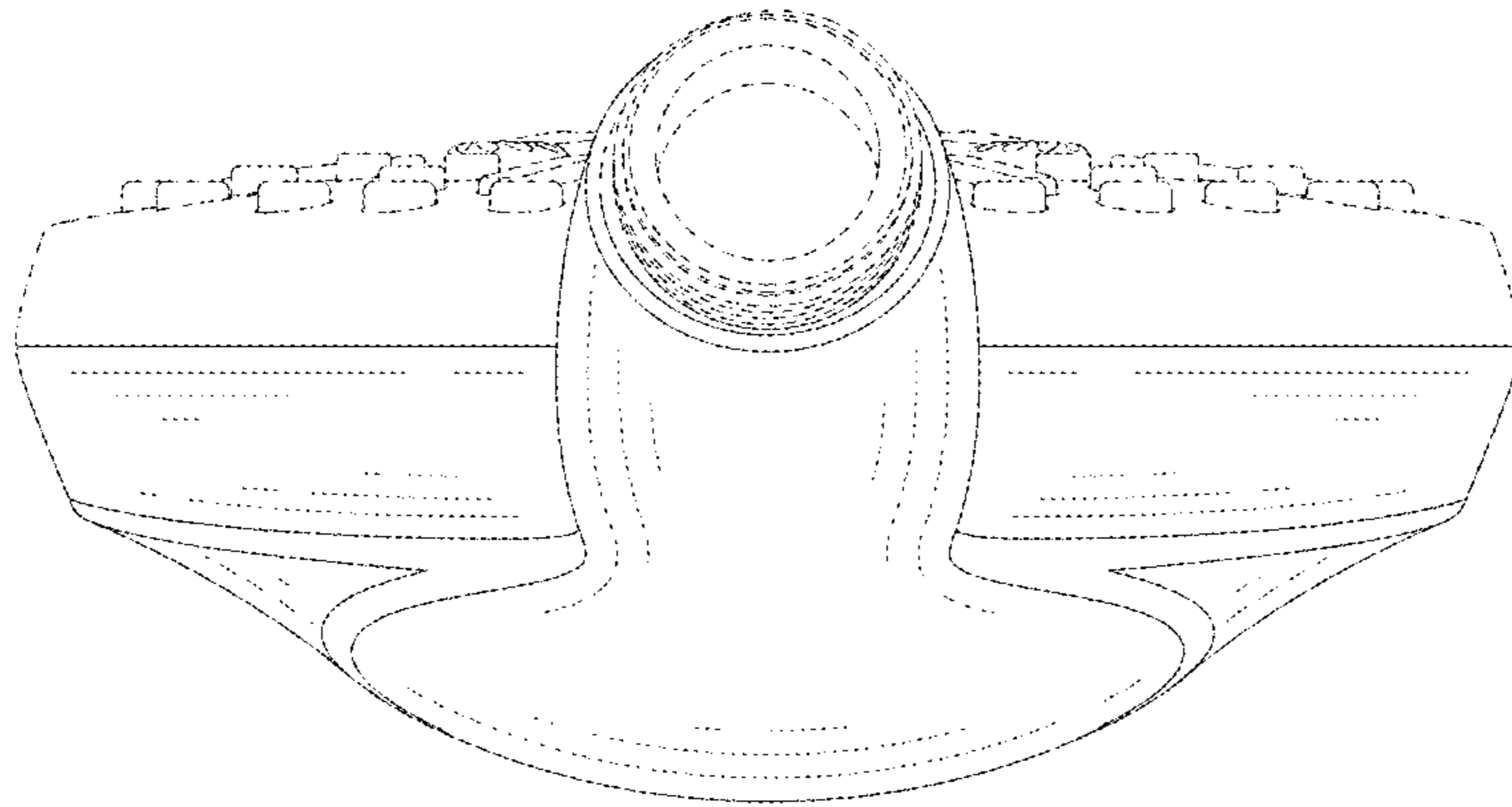


FIG. 7