



US00D943054S

(12) **United States Design Patent** (10) **Patent No.:** **US D943,054 S**
Spengler et al. (45) **Date of Patent:** **** Feb. 8, 2022**

(54) **FISHING LURE**

(71) Applicant: **Pure Fishing, Inc.**, Spirit Lake, IA (US)

(72) Inventors: **Daniel Eric Spengler**, Milford, IA (US); **Keith Lane Ostrum**, Spirit Lake, IA (US); **Kelli Marie Lange**, Lake Park, IA (US)

(73) Assignee: **Pure Fishing, Inc.**, Spirit Lake, IA (US)

(**) Term: **15 Years**

(21) Appl. No.: **29/723,033**

(22) Filed: **Feb. 4, 2020**

(51) **LOC (13) Cl.** **22-05**

(52) **U.S. Cl.**
USPC **D22/133**

(58) **Field of Classification Search**
USPC D22/126, 131, 133
CPC A01K 83/02; A01K 83/06; A01K 85/00;
A01K 85/005; A01K 85/16; A01K 85/18;
A01K 93/00
See application file for complete search history.

(56) **References Cited**

U.S. PATENT DOCUMENTS

- 4,873,782 A * 10/1989 Gudermuth, Jr. A01K 85/18
43/42.15
- D441,790 S * 5/2001 Cox D22/131
- D633,169 S * 2/2011 Somogyi D22/131
- D668,736 S * 10/2012 Ito D22/131
- 8,438,776 B2 * 5/2013 Tsai A01K 85/16
43/42.22
- D692,520 S * 10/2013 Vainio D22/133
- D692,521 S * 10/2013 Vainio D22/133
- D861,122 S * 9/2019 Spengler D22/133

- D873,375 S * 1/2020 Spengler D22/133
- D891,574 S * 7/2020 Yalowica D22/133
- 2010/0205849 A1 * 8/2010 Choi A01K 85/16
43/42.35

(Continued)

Primary Examiner — Catherine R Oliver-Garcia
(74) *Attorney, Agent, or Firm* — Husch Blackwell LLP

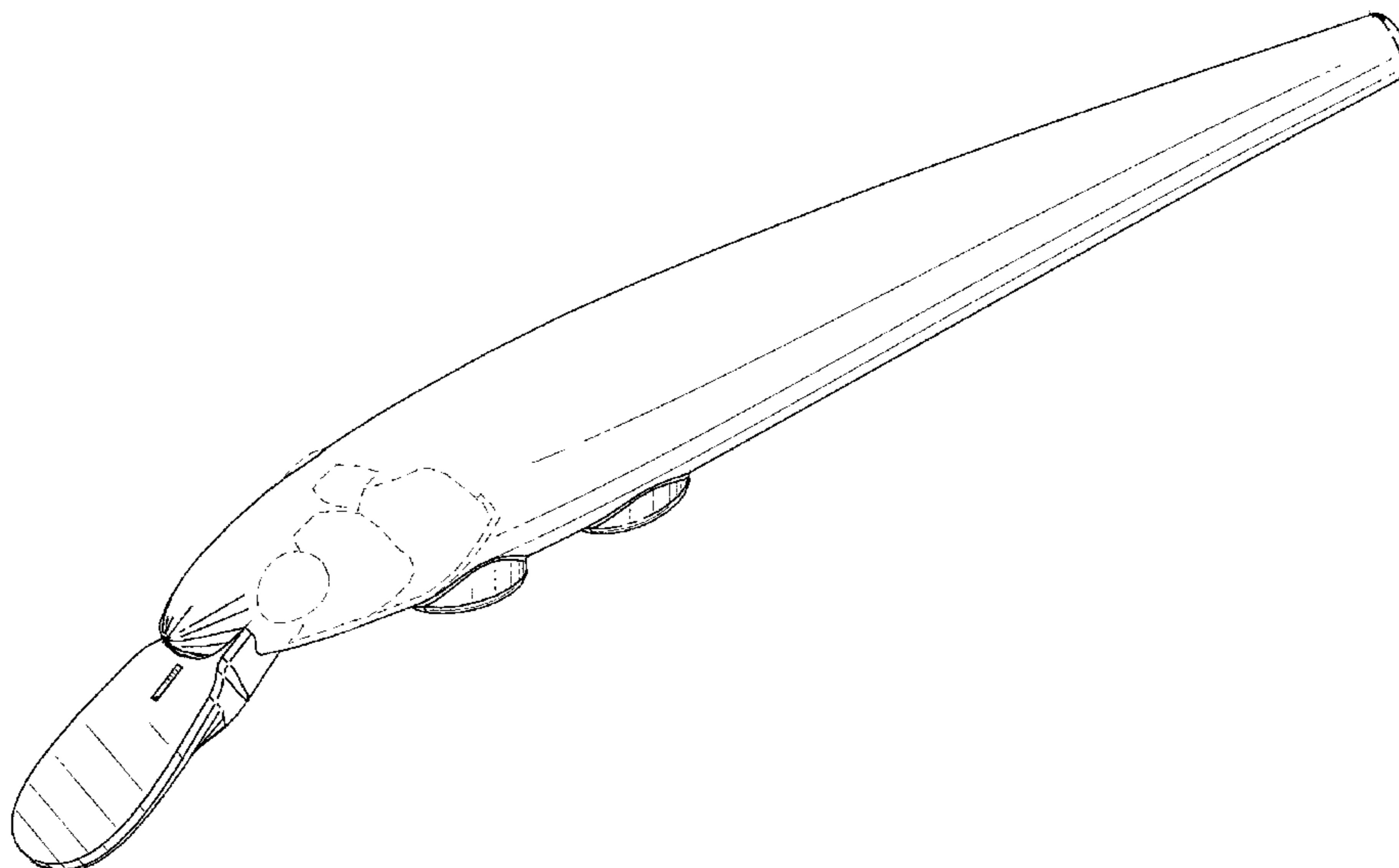
(57) **CLAIM**

The ornamental design for a fishing lure, as shown and described.

DESCRIPTION

FIG. 1 is a perspective view of a first embodiment of a fishing lure showing the new design;
 FIG. 2 is a top plan view of the fishing lure of FIG. 1;
 FIG. 3 is a right side elevation view of the fishing lure shown in FIG. 1;
 FIG. 4 is a left side elevation view of the fishing lure shown in FIG. 1;
 FIG. 5 is a bottom plan view of the fishing lure shown in FIG. 1;
 FIG. 6 is a front elevation view of the fishing lure shown in FIG. 1;
 FIG. 7 is a rear elevation view of the fishing lure shown in FIG. 1;
 FIG. 8 is a perspective view of a second embodiment of a fishing lure showing the new design;
 FIG. 9 is a top plan view of the fishing lure of FIG. 8;
 FIG. 10 is a right side elevation view of the fishing lure shown in FIG. 8;
 FIG. 11 is a left side elevation view of the fishing lure shown in FIG. 8;
 FIG. 12 is a bottom plan view of the fishing lure shown in FIG. 8;
 FIG. 13 is a front elevation view of the fishing lure shown in FIG. 8; and,
 FIG. 14 is a rear elevation view of the fishing lure shown in FIG. 8.
 The broken lines in the figures illustrate unclaimed environment and form no part of the claimed design.

1 Claim, 6 Drawing Sheets



(56)

References Cited

U.S. PATENT DOCUMENTS

2011/0258906	A1*	10/2011	Ford	A01K 85/16 43/42.23
2016/0157471	A1*	6/2016	Leppala	A01K 85/16 43/42.22

* cited by examiner

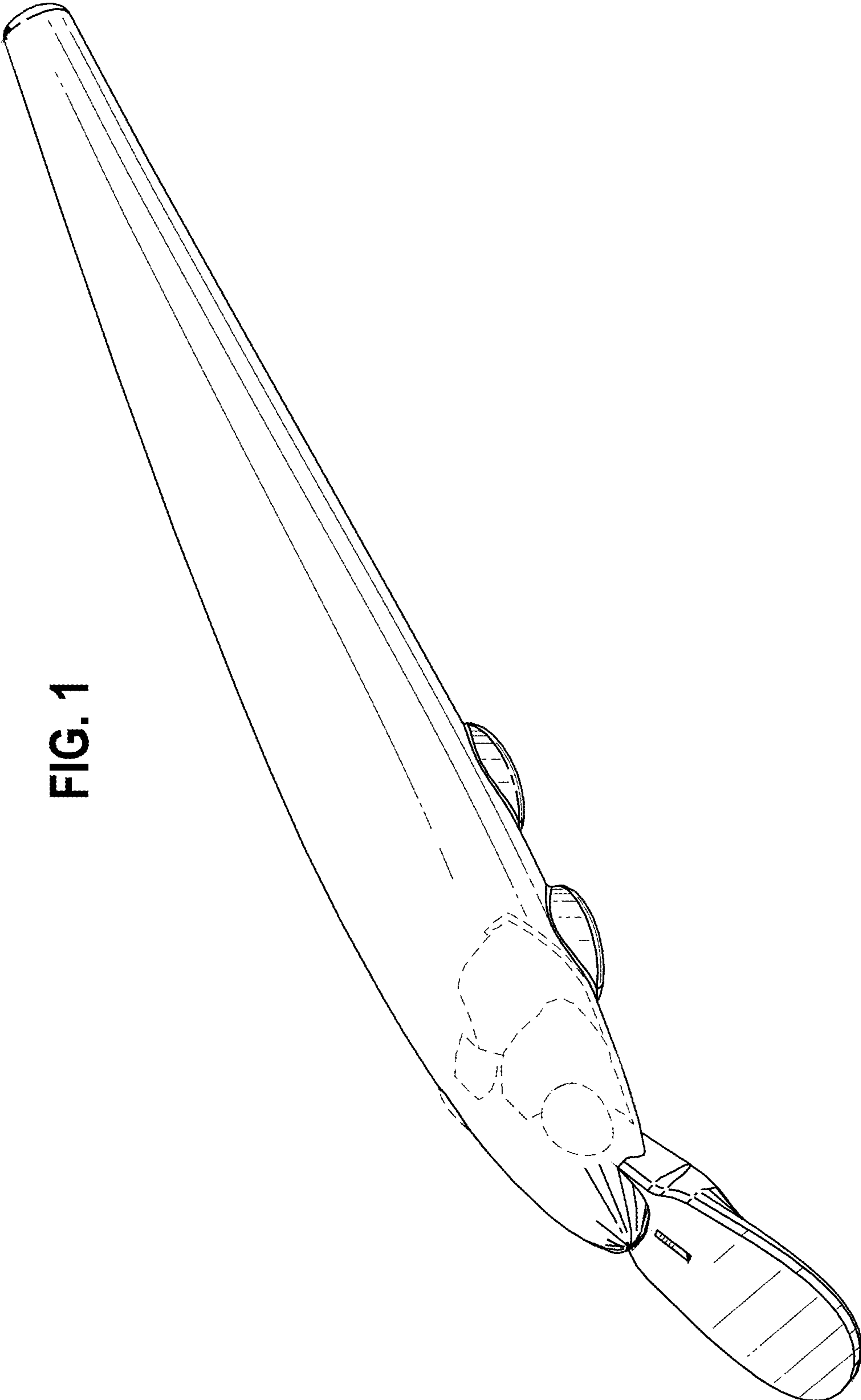


FIG. 1

FIG. 2

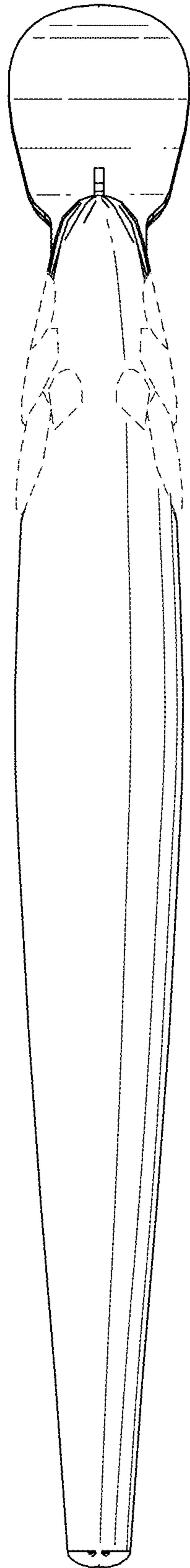


FIG. 3

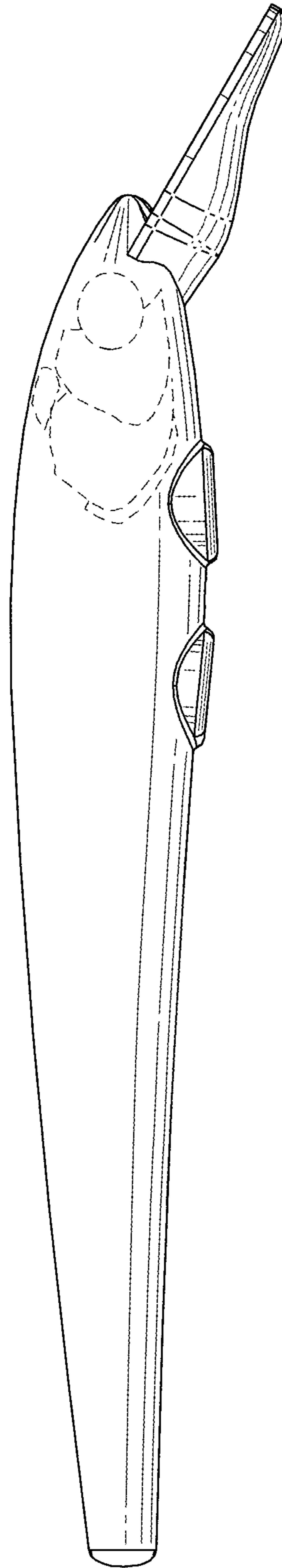


FIG. 4

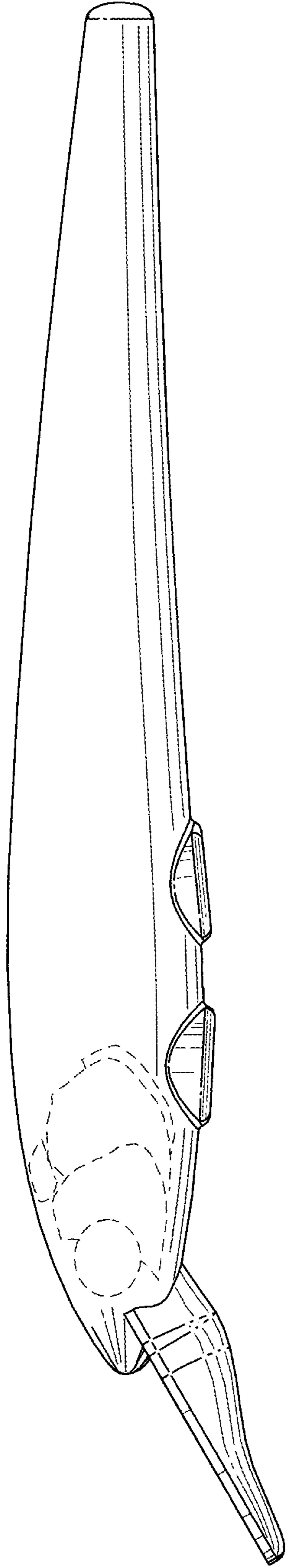


FIG. 5

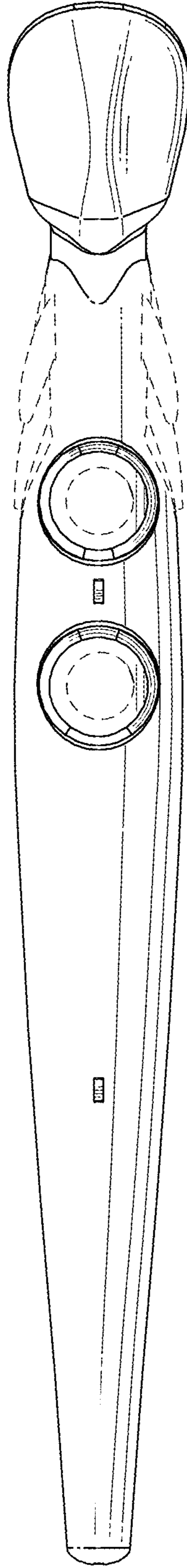


FIG. 6

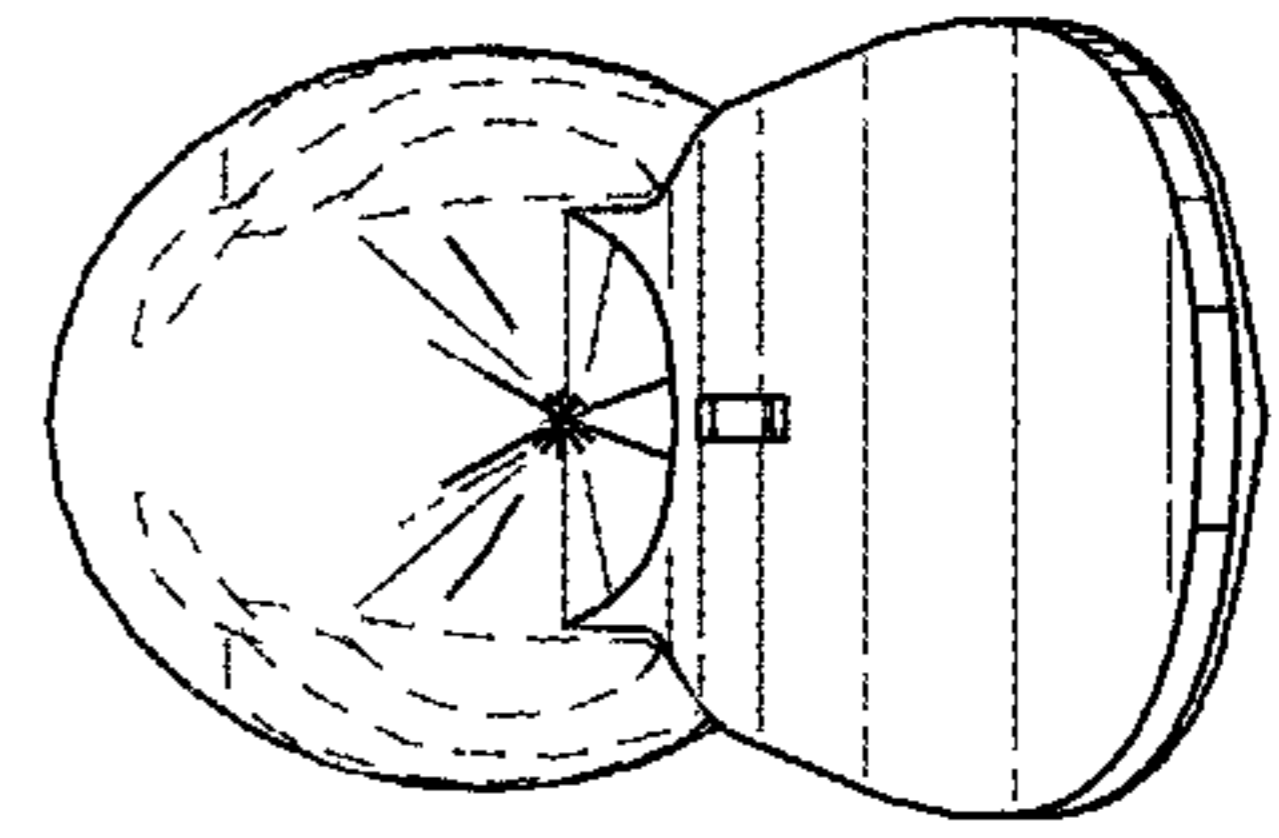
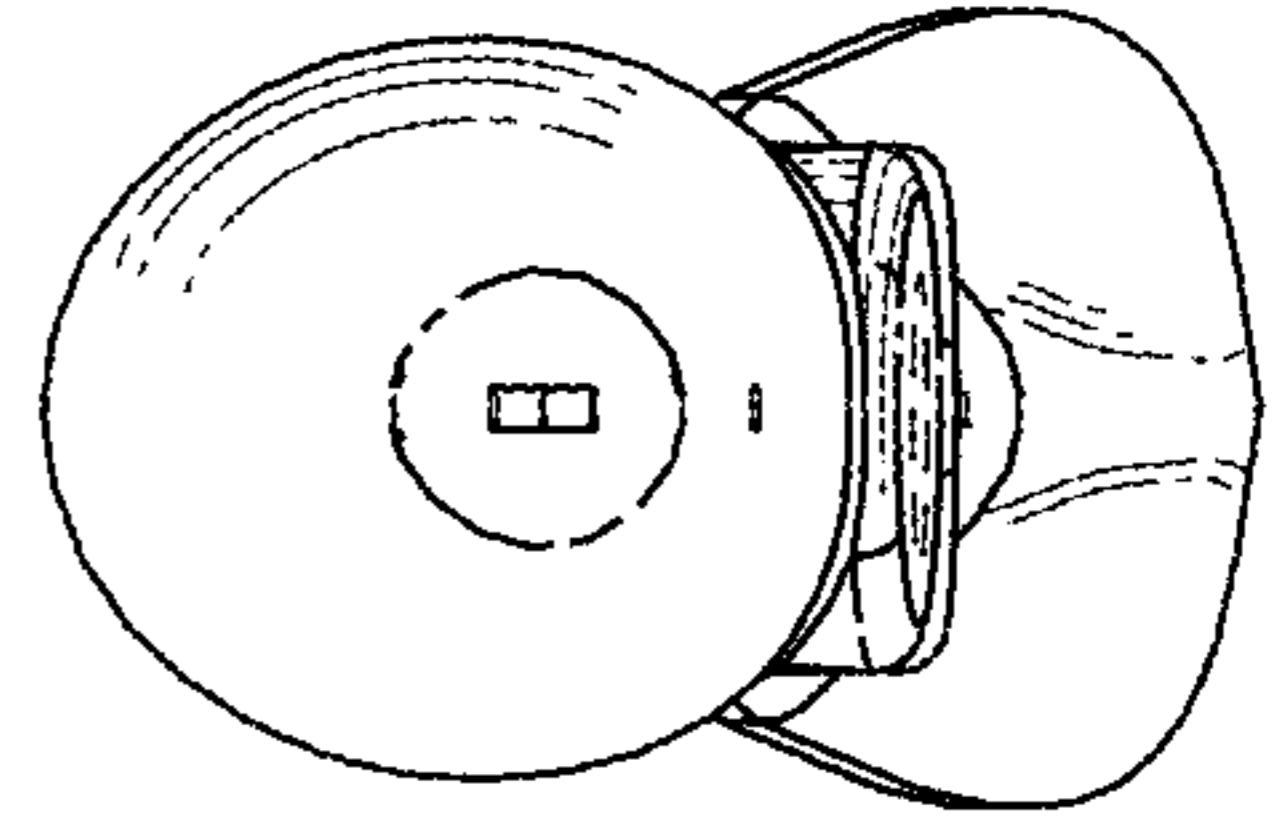


FIG. 7



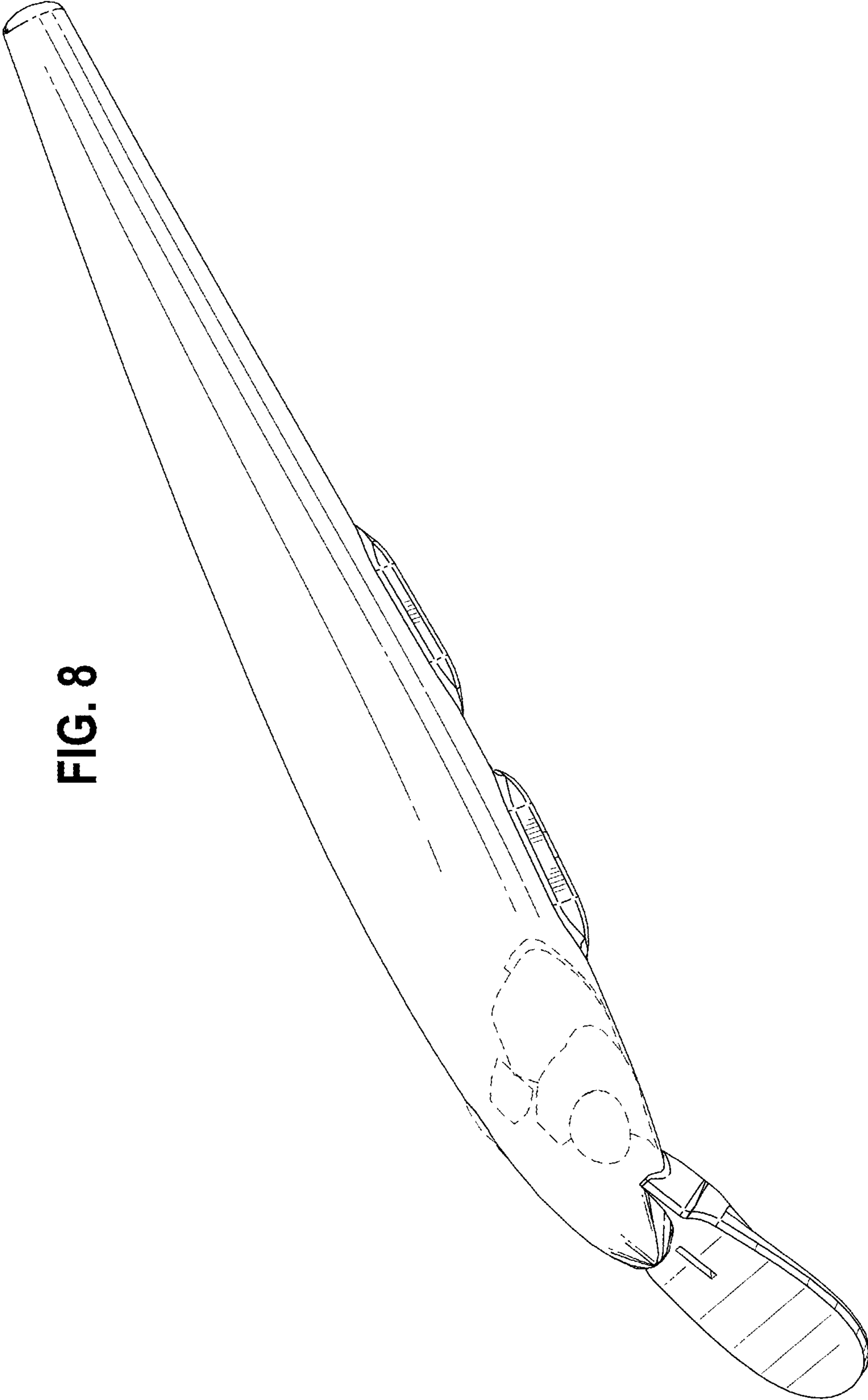


FIG. 8

FIG. 9

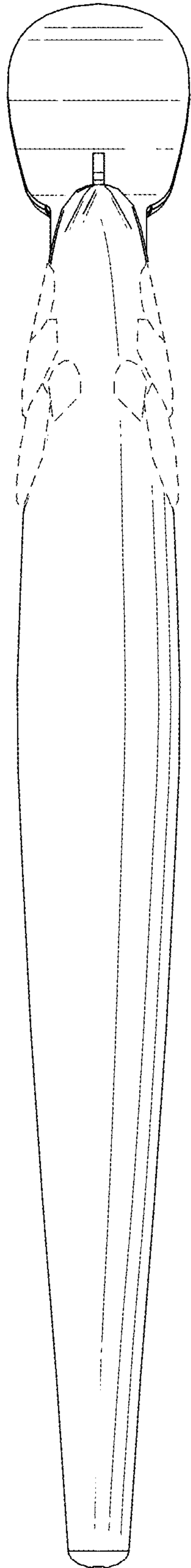


FIG. 10

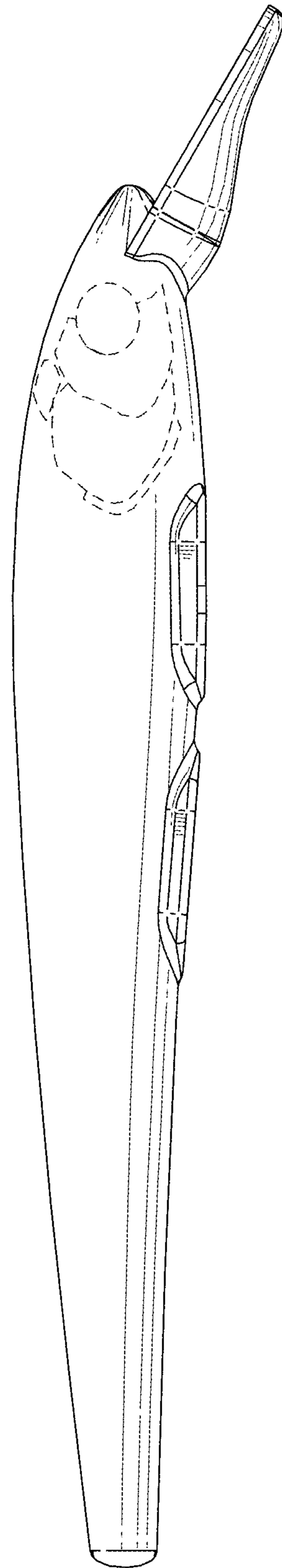


FIG. 11

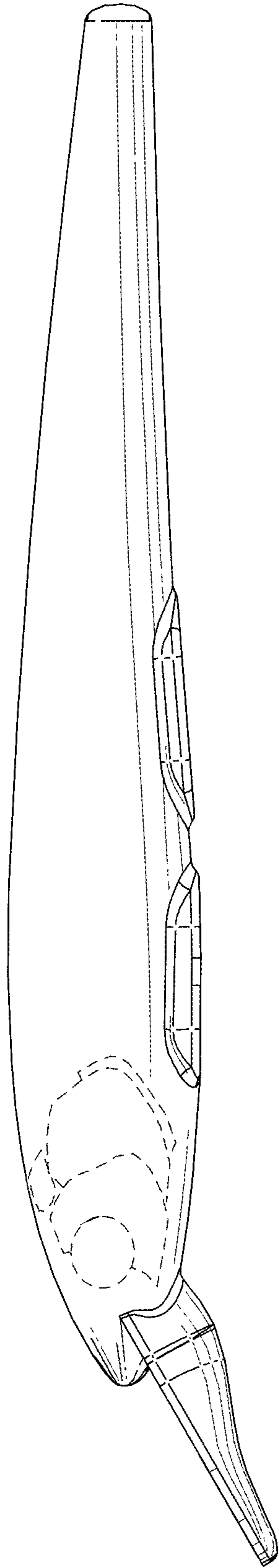


FIG. 12

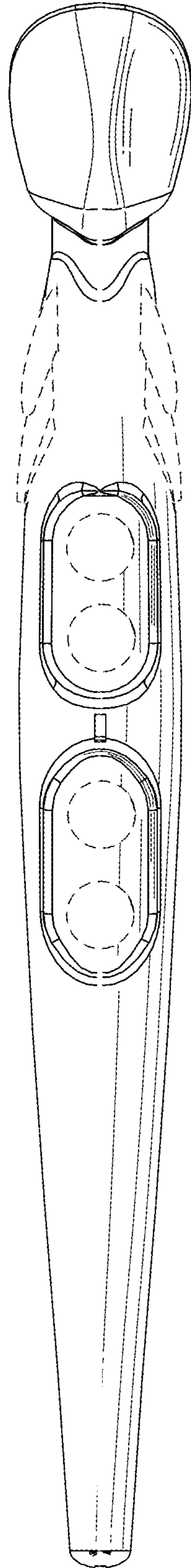


FIG. 13

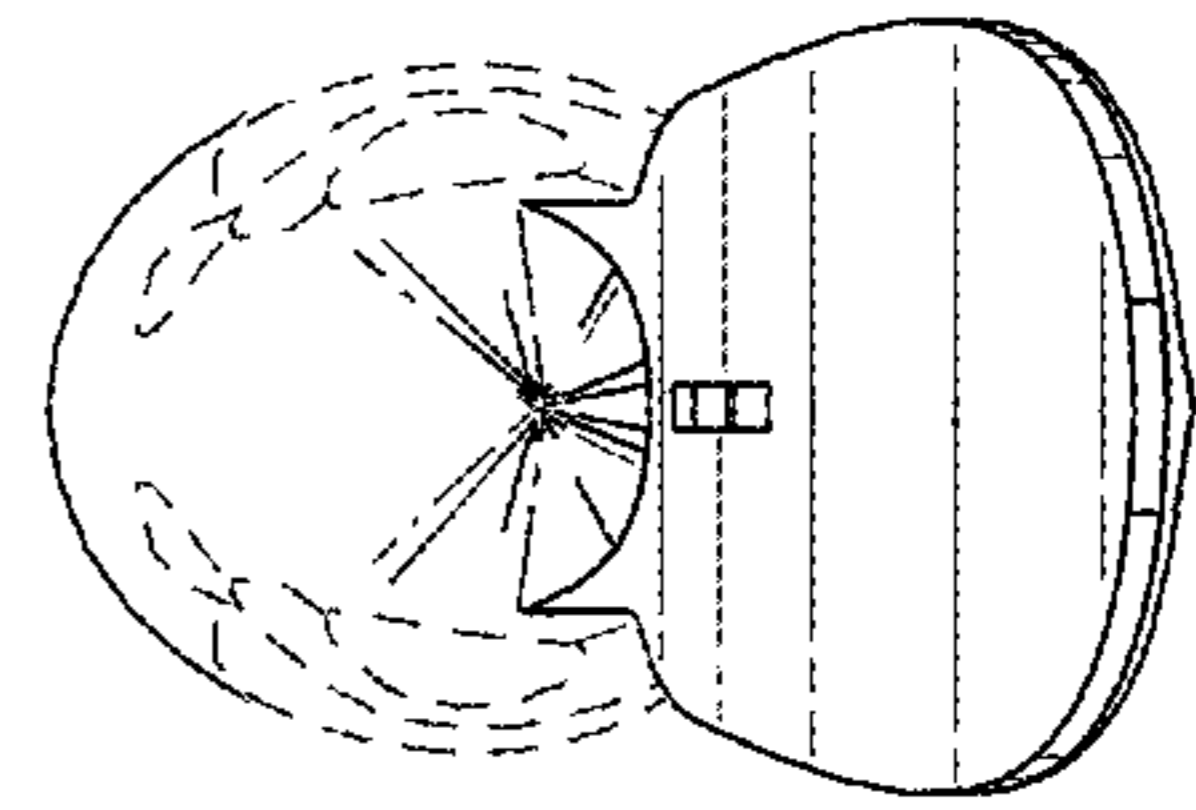


FIG. 14

