



US00D943045S

(12) **United States Design Patent**  
**Park**

(10) **Patent No.:** **US D943,045 S**

(45) **Date of Patent:** **\*\* Feb. 8, 2022**

- (54) **COLLAPSIBLE TENT**
- (71) Applicant: **Soon Gyu Park**, Paju-si (KR)
- (72) Inventor: **Soon Gyu Park**, Paju-si (KR)
- (\*\*) Term: **15 Years**
- (21) Appl. No.: **35/509,305**
- (22) Filed: **Jan. 20, 2020**

(80) **Hague Agreement Data**

Int. Filing Date: **Jan. 20, 2020**  
 Int. Reg. No.: **DM/207686**  
 Int. Reg. Date: **Jan. 20, 2020**  
 Int. Reg. Pub. Date: **May 8, 2020**

- (51) **LOC (13) Cl.** ..... **21-04**
- (52) **U.S. Cl.**  
USPC ..... **D21/834**
- (58) **Field of Classification Search**  
USPC ..... D12/400-406, 412, 413, 414.1;  
D21/834-840  
CPC ..... A63H 33/008; E04H 15/00; E04H 15/02;  
E04H 15/06; E04H 15/08  
See application file for complete search history.

(56) **References Cited**

**U.S. PATENT DOCUMENTS**

- 3,315,421 A \* 4/1967 Clovis ..... B60P 3/341  
52/66
- D210,873 S \* 4/1968 Wallace ..... B60P 3/38  
D12/413

- 3,742,966 A \* 7/1973 Franzen ..... B60P 3/38  
135/88.16
- D232,351 S \* 8/1974 Nozaki ..... D12/413
- D235,428 S \* 6/1975 Hart ..... B60P 3/38  
D12/413
- D271,094 S \* 10/1983 Fisher ..... D12/102
- 4,471,793 A \* 9/1984 Cattaneo ..... B60P 3/38  
135/88.16
- D309,214 S \* 7/1990 Haugland ..... D12/413
- D505,175 S \* 5/2005 Wehner ..... D21/834
- D505,176 S \* 5/2005 Wehner ..... D21/834
- D820,192 S \* 6/2018 Currid ..... D12/403
- D860,113 S \* 9/2019 Everett ..... D12/413
- D881,791 S \* 4/2020 Ni ..... D12/406

\* cited by examiner

*Primary Examiner* — Joseph Kukella


(57) **CLAIM**


The ornamental design for a collapsible tent, as shown and described.

**DESCRIPTION**


FIG. 5.1 is top view of a collapsible tent according to my new design, the collapsible tent is shown in a fully folded state;  
 FIG. 5.2 is a front view thereof;  
 FIG. 5.3 is a rear view thereof;  
 FIG. 5.4 is a left side view thereof;  
 FIG. 5.5 is a right side view thereof;  
 FIG. 5.6 is a top, rear, left perspective view thereof; and  
 FIG. 5.7 is a top, rear, right perspective view thereof.  
 The bottom view of the collapsible tent of FIG. 5.1, which is not disclosed in the drawings, forms no part of the claimed design.

**1 Claim, 7 Drawing Sheets**







5.1




5.2




5.3




5.4



5.5



5.6



5.7