



US00D943021S

(12) **United States Design Patent** (10) **Patent No.:** **US D943,021 S**
Brown (45) **Date of Patent:** **** Feb. 8, 2022**

(54) **EYEWEAR FRAME**

(71) Applicant: **Tony Oriental Brown**, Miramar, FL (US)

(72) Inventor: **Tony Oriental Brown**, Miramar, FL (US)

(**) Term: **15 Years**

(21) Appl. No.: **29/698,248**

(22) Filed: **Jul. 16, 2019**

(51) **LOC (13) Cl.** **16-06**

(52) **U.S. Cl.**
USPC **D16/315**

(58) **Field of Classification Search**
USPC D16/301, 306, 315, 325, 326
CPC G02C 7/02
See application file for complete search history.

(56) **References Cited**

U.S. PATENT DOCUMENTS

1,338,174 A *	4/1920	Contento	G02C 5/006
				351/64
D173,866 S *	1/1955	Bartelstone	D16/306
D350,967 S *	9/1994	Cereda	D16/315
D416,932 S *	11/1999	Brown	D16/306
D439,924 S *	4/2001	Brown	D16/306
D675,662 S *	2/2013	Versace	D16/314
D723,096 S *	2/2015	Dick	D16/315

OTHER PUBLICATIONS

Maccoiz Jayson Avant Garde Sunglasses, posted at boopdo.com, posting date not given, [online], [site visited Jan. 19, 2021]. Available from Internet, URL: <https://boopdo.com/collections/sunglasses/>

products/maccoiz-jayson-avant-garde-titanium-mirror-frame-sunglasses?variant=29364361068638 (Year: 2021).*

Solar Gold Red, posted at tonybrowncollection.com, posting date not given, [online], [site visited Jan. 19, 2021]. Available from Internet, URL: <https://www.tonybrowncollection.com/product-page/solar-gold-red> (Year: 2021).*

Tony Brown Collection, posted at facebook.com, posting date Sep. 2, 2019, [online], [site visited Jan. 19, 2021]. Available from Internet, URL: <https://www.facebook.com/tonybrowncollection/photos/a.103647884351969/103647691018655/> (Year: 2019).*

* cited by examiner

Primary Examiner — George D. Kirschbaum

Assistant Examiner — Maria J. Edwards

(74) *Attorney, Agent, or Firm* — Malloy & Malloy, PL; Jennie S. Malloy; Peter A. Matos

(57) **CLAIM**

The ornamental design for an eyewear frame, as shown and described.

DESCRIPTION

FIG. 1 is a perspective view of my design;

FIG. 2 is a front view thereof;

FIG. 3 is a right side view thereof;

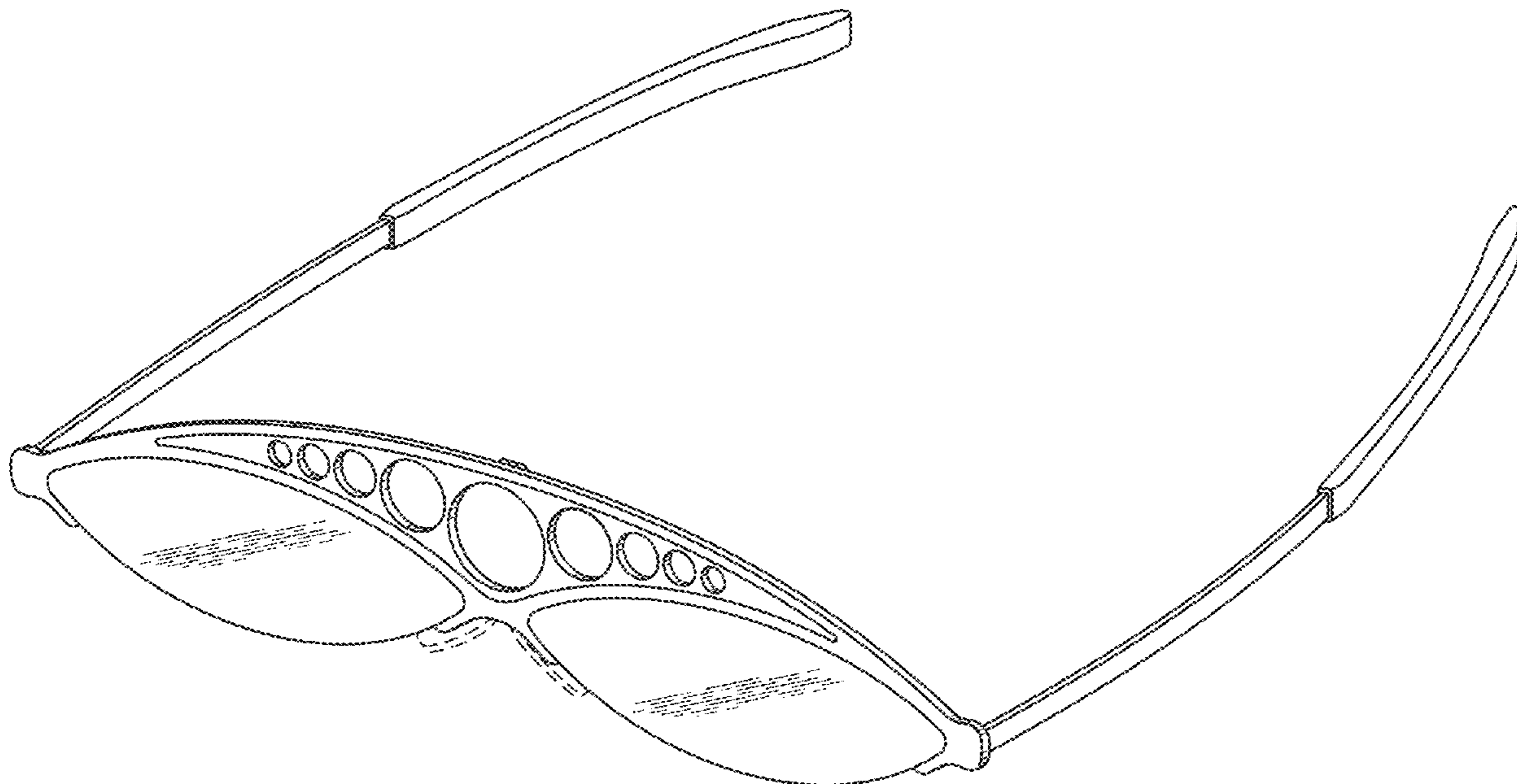
FIG. 4 is a top view thereof;

FIG. 5 is a left side view thereof; and,

FIG. 6 is a rear view thereof.

The broken lines in the drawings show portions of the eyewear frame and form no part of the claimed design.

1 Claim, 6 Drawing Sheets



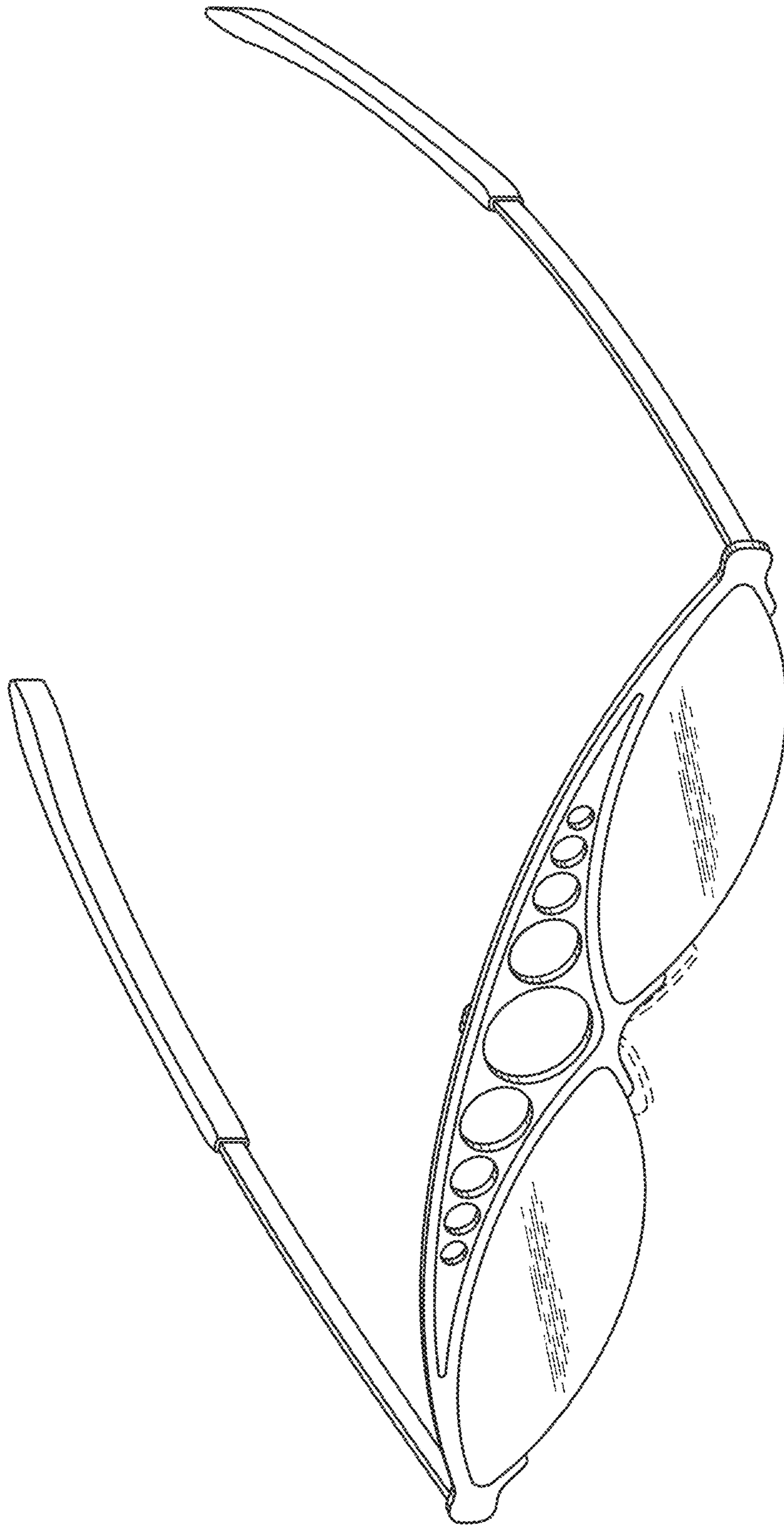


FIG. 1

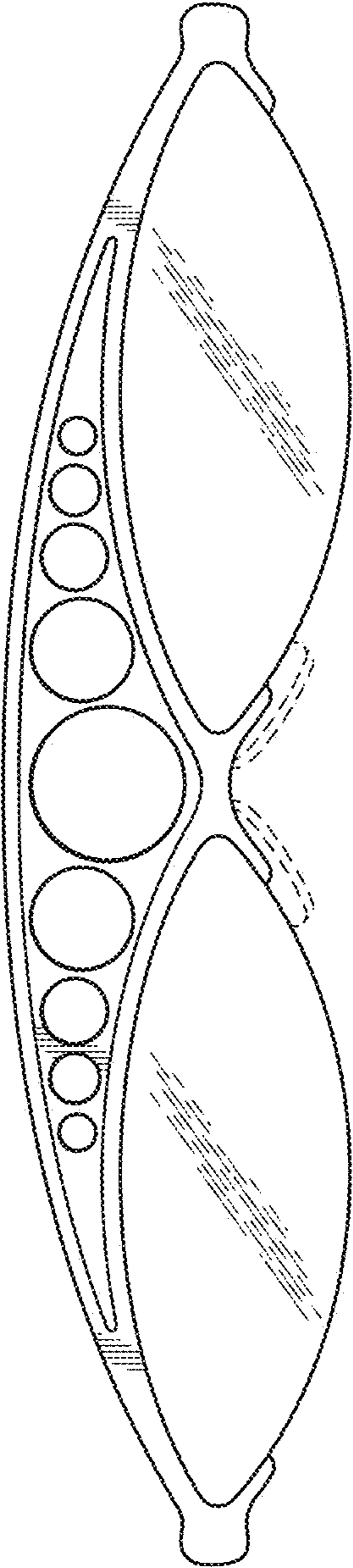


FIG. 2

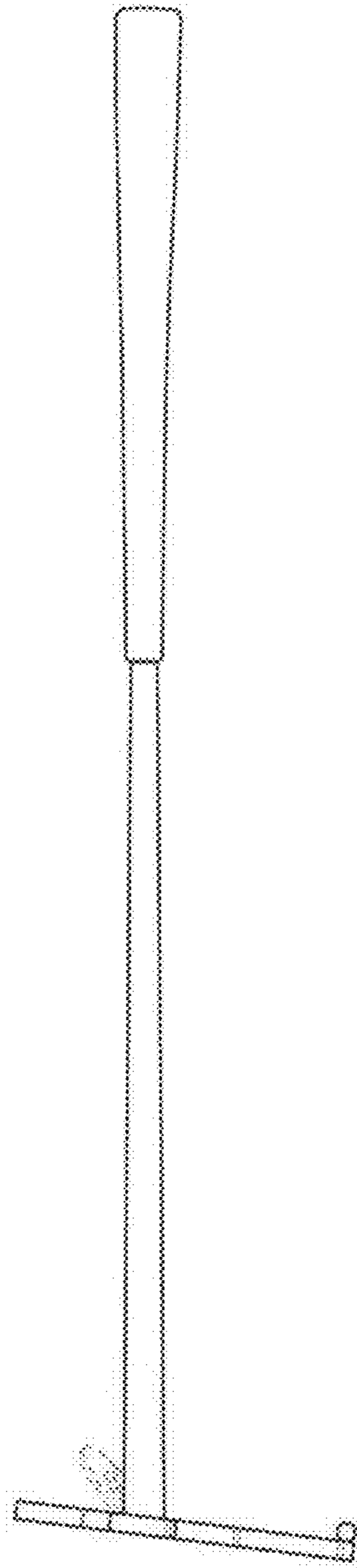


FIG. 3

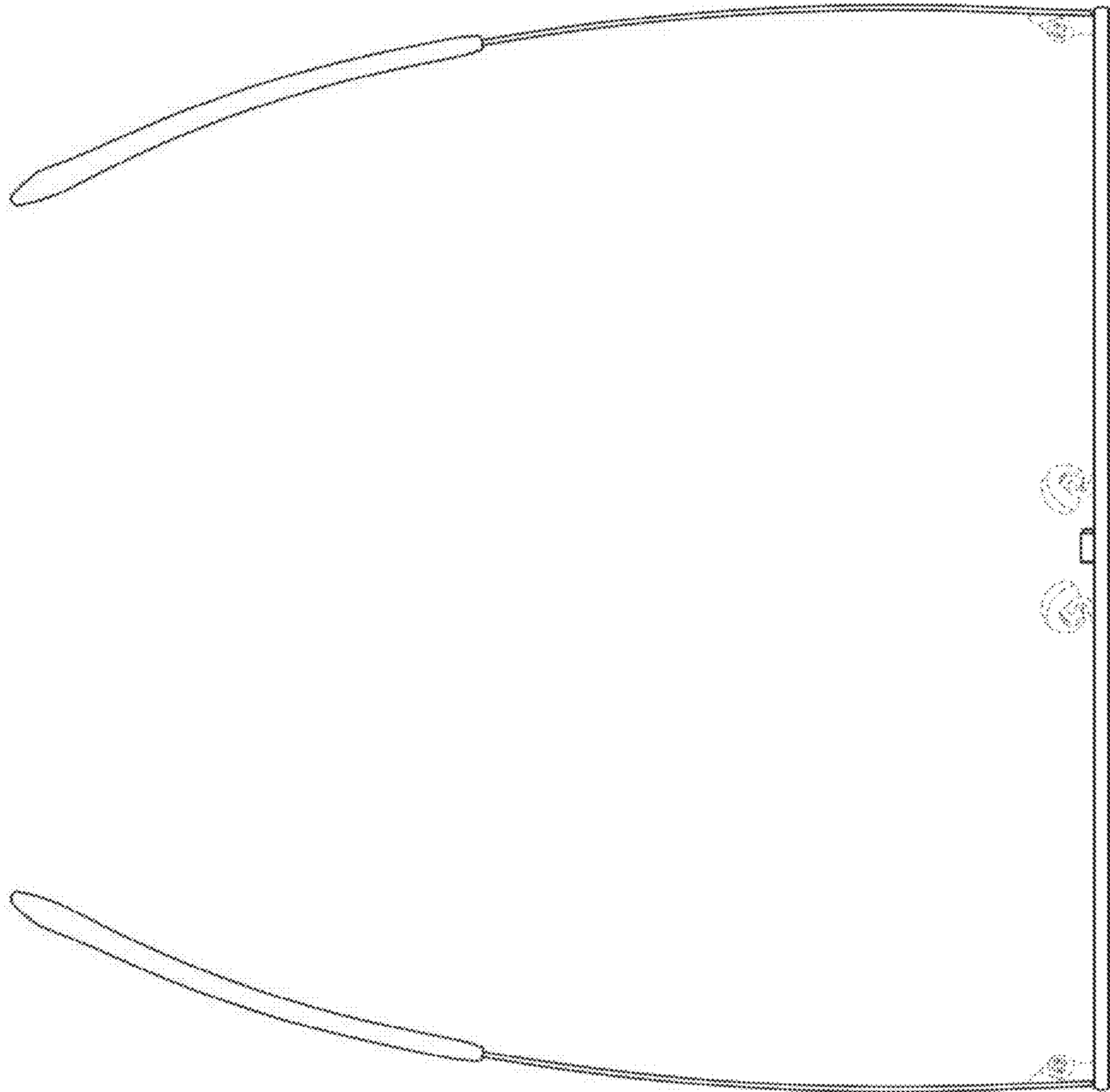


FIG. 4

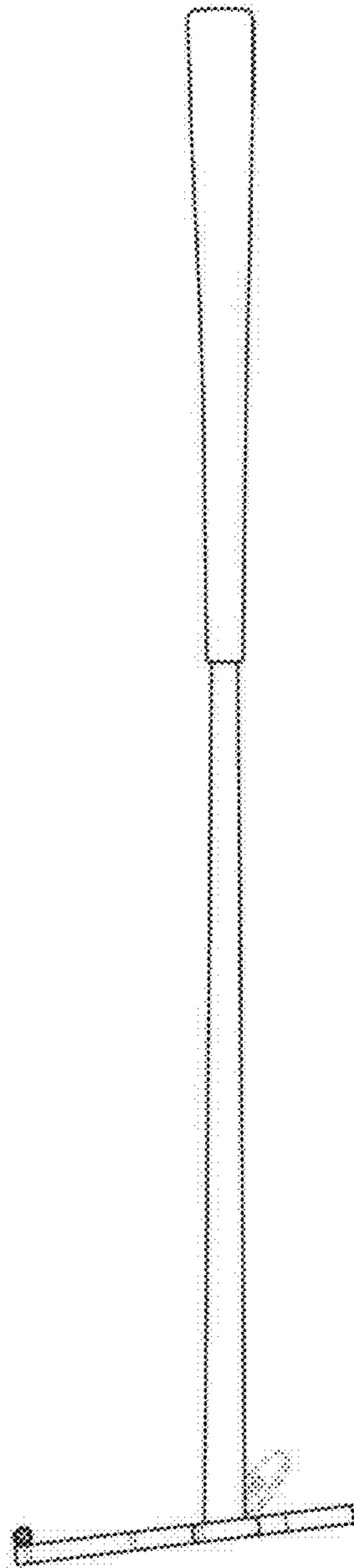


FIG. 5

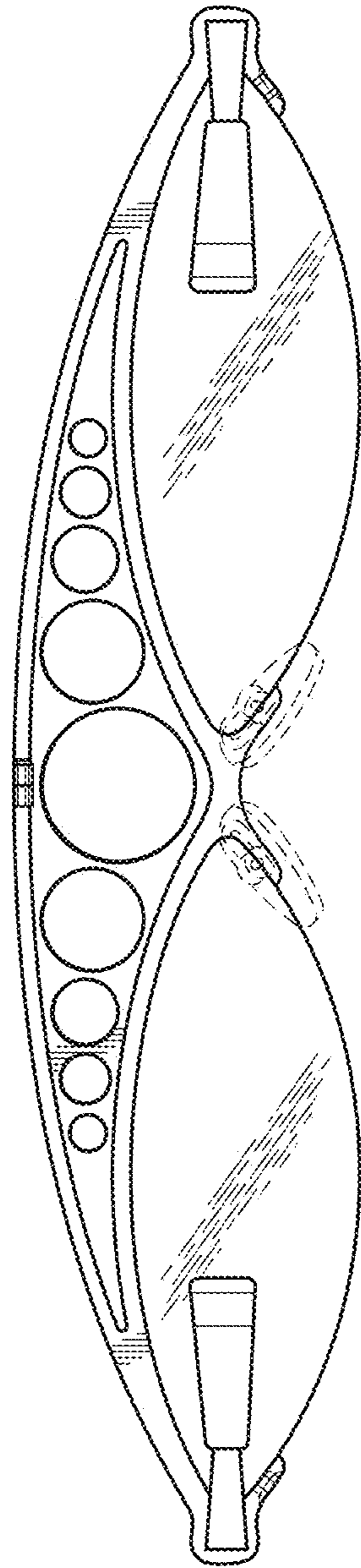


FIG. 6