



US00D942918S

(12) **United States Design Patent**
Tran

(10) **Patent No.:** **US D942,918 S**

(45) **Date of Patent:** **** Feb. 8, 2022**

(54) **WHEEL**

(71) Applicant: **Wheel Pros, LLC**, Greenwood Village,
CO (US)

(72) Inventor: **Peter Tran**, Lake Hughes, CA (US)

(**) Term: **15 Years**

(21) Appl. No.: **29/761,325**

(22) Filed: **Dec. 8, 2020**

(51) **LOC (13) Cl.** **12-16**

(52) **U.S. Cl.**
USPC **D12/209**

(58) **Field of Classification Search**

USPC D12/204–213; D21/563
CPC B60B 7/00; B60B 7/02; B60B 7/04; B60B
7/01; B60B 7/06; B60B 3/02; B60B 3/04;
B60B 3/06; B60B 3/10; B60B 1/00;
B60B 1/08; B60B 1/10; B60B 1/12

See application file for complete search history.

D824,314 S	7/2018	Chung	
D824,316 S	7/2018	Tran	
D829,152 S	9/2018	Caldwell	
D830,931 S	* 10/2018	Factor	D12/209
D835,022 S	12/2018	Kong	
D842,186 S	3/2019	Kong	
D845,861 S	4/2019	Tran	
D849,657 S	5/2019	Kong	
D860,100 S	* 9/2019	Groth	D12/209
D860,901 S	9/2019	Licklitter	
D865,611 S	* 11/2019	Interrante	D12/209
D870,631 S	* 12/2019	Ash	D12/209
D881,100 S	* 4/2020	Liu	D12/209
D883,891 S	* 5/2020	Johnson	D12/209
D891,344 S	* 7/2020	Platto	D12/209
D900,699 S	* 11/2020	Widua	D12/209
D904,963 S	12/2020	Hale, Jr.	
D906,920 S	* 1/2021	Sempek	D12/209
D911,910 S	* 3/2021	Hale, Jr.	D12/209
D913,891 S	* 3/2021	Lee	D12/209
D922,291 S	* 6/2021	Kaoud	D12/209
D922,927 S	* 6/2021	Kaoud	D12/209
D934,145 S	* 10/2021	Chung	D12/209
D937,732 S	* 12/2021	Han	D12/209
D937,740 S	* 12/2021	Tran	D12/209

* cited by examiner

(56) **References Cited**

U.S. PATENT DOCUMENTS

D273,102 S	3/1984	Woodward	
D453,724 S	2/2002	Hodges	
D464,010 S	10/2002	Chung	
D519,433 S	4/2006	Finn	
D550,600 S	9/2007	Celik	
D576,093 S	9/2008	Chung	
D582,827 S	12/2008	Musser	
D612,316 S	3/2010	Sanschagrín	
D680,938 S	4/2013	Hale	
D711,304 S	8/2014	Chung	
D758,276 S	6/2016	Licklitter	
D767,465 S	* 9/2016	Liffick	D12/209
D798,211 S	* 9/2017	Chung	D12/209
D800,630 S	10/2017	Tran	
D822,575 S	7/2018	Chung	

Primary Examiner — Stacia A Cadmus

(74) *Attorney, Agent, or Firm* — Eric Hanscom

(57) **CLAIM**

The ornamental design for a wheel, as shown and described.

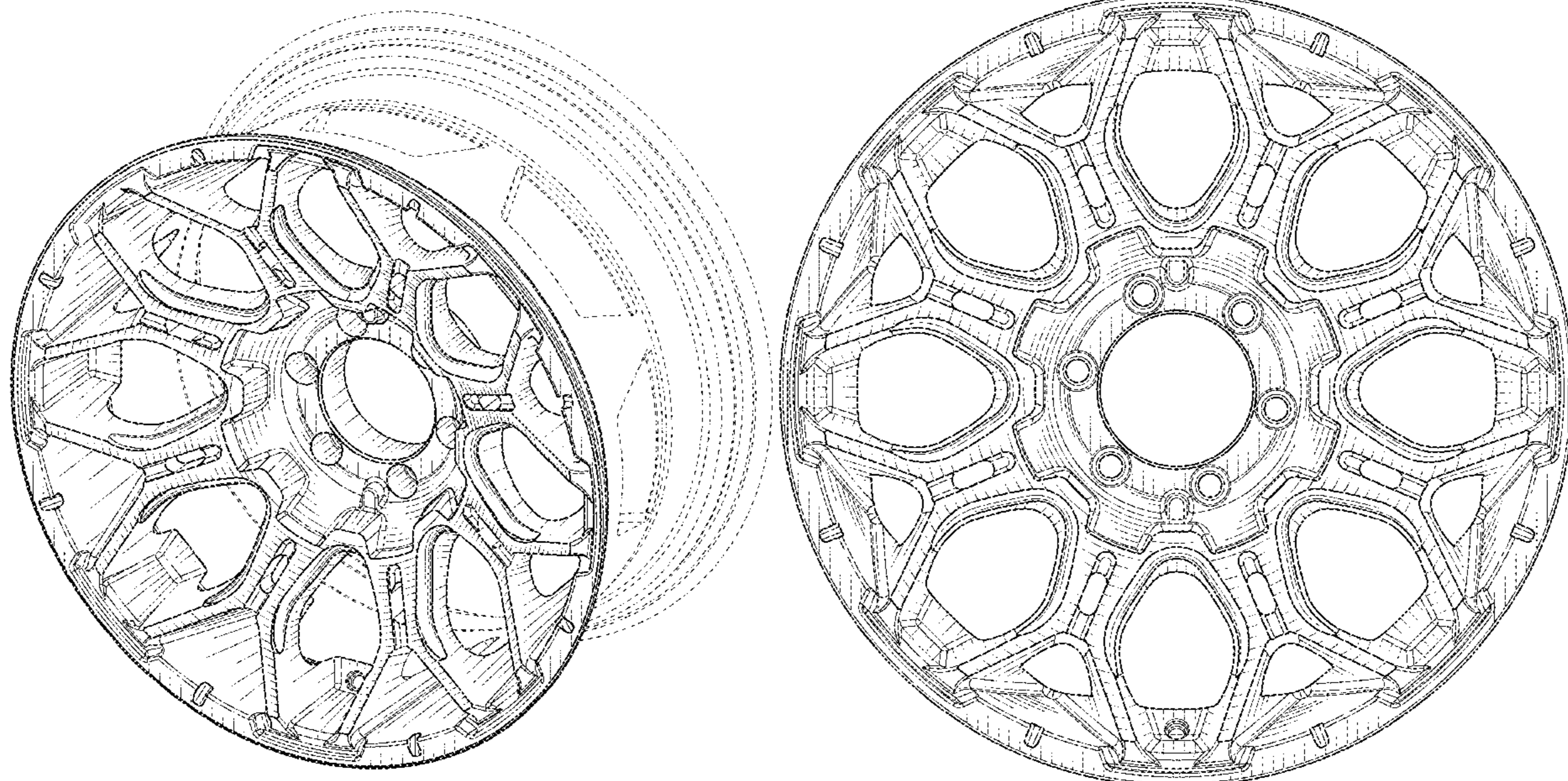
DESCRIPTION

FIG. 1 is a perspective view of a wheel showing my new design; and,

FIG. 2 is a front view thereof.

In the drawings the broken lines depict portions of the wheel that form no part of the claimed design.

1 Claim, 2 Drawing Sheets



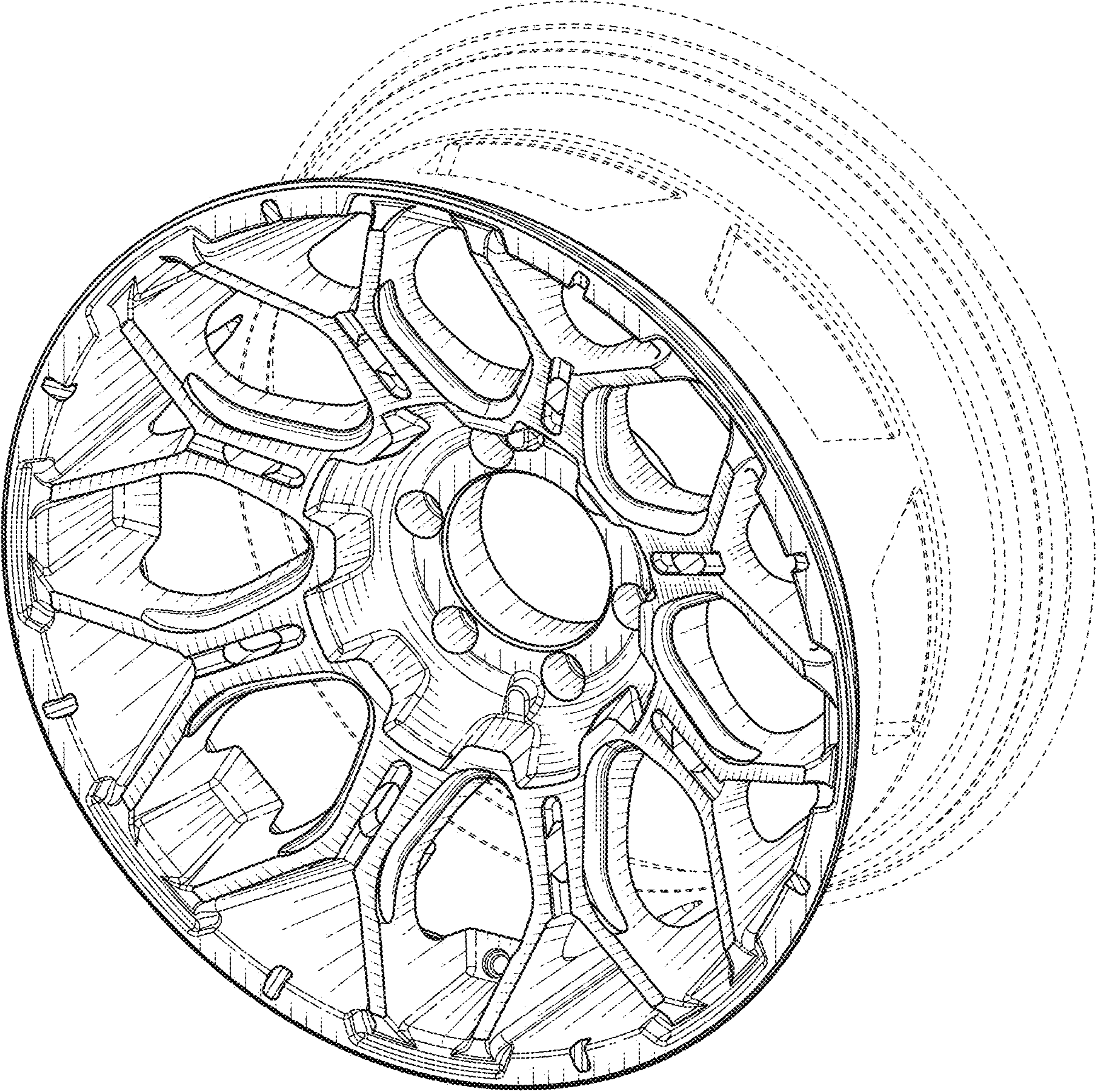


FIG. 1

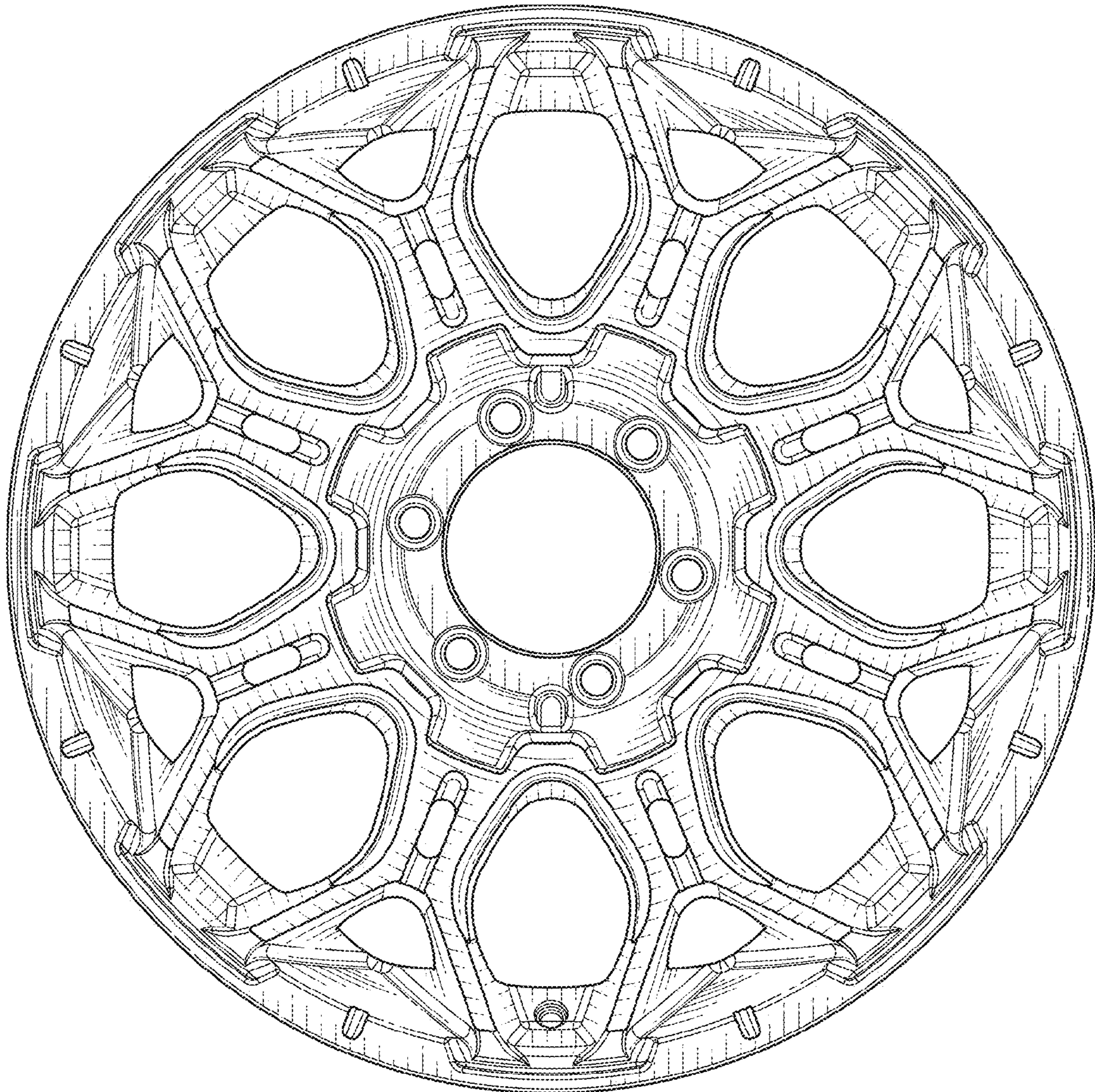


FIG. 2