



US00D942893S

(12) **United States Design Patent** (10) **Patent No.:** **US D942,893 S**
Goh (45) **Date of Patent:** **** Feb. 8, 2022**

(54) **SHOULDER ELEMENT FOR POSABLE
PLAYER CARD FIGURINE**

(71) Applicant: **Peter Howe Shiang Goh**, North Perth
(AU)

(72) Inventor: **Peter Howe Shiang Goh**, North Perth
(AU)

(**) Term: **15 Years**

(21) Appl. No.: **29/714,153**

(22) Filed: **Nov. 21, 2019**

(30) **Foreign Application Priority Data**

May 22, 2019 (AU) 201912802

(51) **LOC (13) Cl.** **11-02**

(52) **U.S. Cl.**
USPC **D11/164; D21/479**

(58) **Field of Classification Search**
USPC D11/83, 131, 141, 157-164;
D21/483-505, 478-480, 650, 592, 615,
D21/616, 620; D8/399, 354, 19, 14
CPC G09F 1/08; G09F 19/08; A63B 69/0071;
A63H 13/04; A63H 3/46; A63H 3/16;
A63H 33/084; A63H 3/08; A63H 3/10;
A63H 33/00; A63H 33/02; A63H 33/38;
A63F 9/12; A63F 9/10; A63F 9/1288;
F16B 39/24; F16B 39/28; F16B 7/0446;
F16B 7/00; Y10T 403/55; Y10T 403/70;
A47G 33/08

See application file for complete search history.

(56) **References Cited**

U.S. PATENT DOCUMENTS

1,182,055 A * 5/1916 Thom A63H 3/16
446/100
2,035,353 A * 3/1936 Torme A63H 15/02
446/316

D136,922 S * 12/1943 Rebholz D21/610
2,338,738 A * 1/1944 Rebholz A63H 3/16
446/100
D158,259 S * 4/1950 Geromanos D21/620
D188,549 S * 8/1960 Preu et al. D21/488
2,984,935 A * 5/1961 Beck A63H 33/06
446/114
3,064,365 A * 11/1962 Ganine B44C 3/04
434/82
3,537,706 A * 11/1970 Heavener, Jr. A63H 33/06
273/459
3,564,758 A * 2/1971 Willis A63H 33/06
446/109
D223,164 S * 3/1972 Meth et al. D21/611
(Continued)

FOREIGN PATENT DOCUMENTS

GB 6069013 * 8/2019
GB 6069014 * 8/2019
(Continued)

Primary Examiner — W. A. Teddy Falloway
(74) *Attorney, Agent, or Firm* — Pharar Patents &
Intellectual Property; Andrew A. Pharar

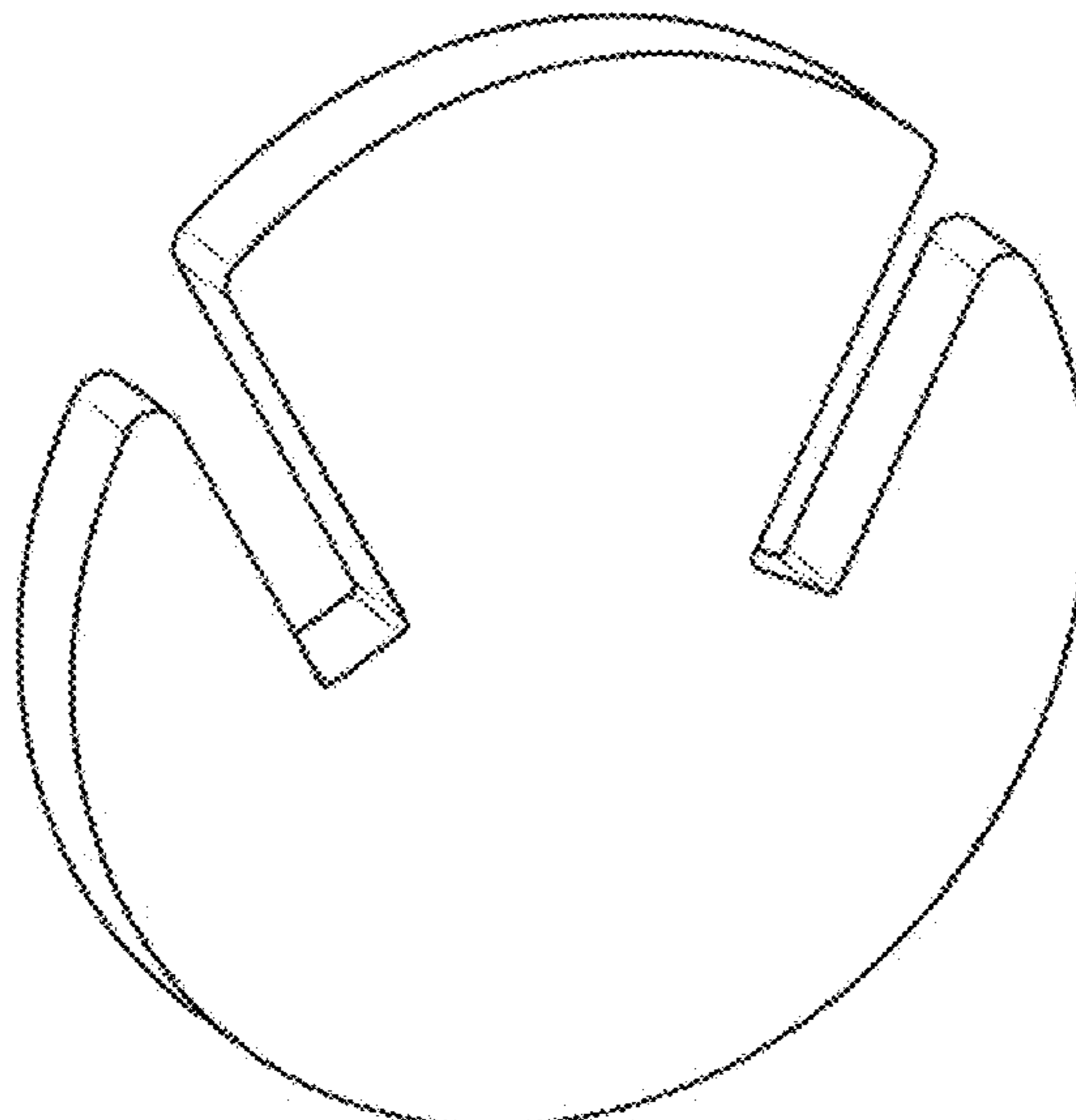
(57) **CLAIM**

The ornamental design for a shoulder element for posable player card figurine, as shown and described.

DESCRIPTION

FIG. 1 is a front perspective view of a shoulder element for posable player card figurine;
FIG. 2 is a rear perspective view thereof;
FIG. 3 is a front isometric perspective view thereof;
FIG. 4 is a rear isometric perspective view thereof;
FIG. 5 is a top plan view thereof;
FIG. 6 is a right side elevation view thereof;
FIG. 7 is a left side elevation view thereof; and,
FIG. 8 is a bottom plan view thereof.

1 Claim, 1 Drawing Sheet



(56)

References Cited

U.S. PATENT DOCUMENTS

D232,856 S * 9/1974 Lary D26/130
 3,855,748 A * 12/1974 Thomas A63H 33/105
 52/578
 3,940,100 A * 2/1976 Haug A47B 3/00
 248/188.1
 4,118,887 A * 10/1978 Appleman A63H 3/16
 446/124
 D257,370 S * 10/1980 Kodaka D21/615
 D257,371 S * 10/1980 Kodaka D21/615
 D257,372 S * 10/1980 Kodaka D21/615
 D257,502 S * 11/1980 Viel, III 47/32
 D258,559 S * 3/1981 Viel, III D8/1
 D262,645 S * 1/1982 Alskog D21/585
 4,335,165 A * 6/1982 Powers A47G 33/08
 273/160
 D268,823 S * 5/1983 Kodaka D11/158
 D272,812 S * 2/1984 Kodaka D11/162
 D272,893 S * 3/1984 Kodaka D11/158
 D272,894 S * 3/1984 Kodaka D11/158
 4,570,936 A * 2/1986 Meiser A63F 9/12
 273/157 R
 D303,816 S * 10/1989 Fitzpatrick D21/480
 D303,817 S * 10/1989 Fitzpatrick D21/480
 D303,818 S * 10/1989 Fitzpatrick D21/480
 D304,469 S * 11/1989 Kovessi D21/489
 D335,441 S * 5/1993 Fraker D8/369
 D374,344 S * 10/1996 Sunderland D11/83
 5,593,337 A * 1/1997 Lapointe A63H 33/084
 446/125
 D383,416 S * 9/1997 Lal D11/121
 5,681,041 A * 10/1997 Coon A63F 9/12
 273/157 R
 D389,879 S * 1/1998 Simpson D21/480
 5,741,168 A * 4/1998 Chen A63H 27/001
 446/61
 D398,337 S * 9/1998 LaPointe D21/484
 D403,372 S * 12/1998 Nissim D21/480
 D403,373 S * 12/1998 Nissim D21/480
 D403,374 S * 12/1998 Nissim D21/480
 D403,375 S * 12/1998 Nissim D21/480
 D403,376 S * 12/1998 Nissim D21/480
 D403,377 S * 12/1998 Nissim D21/480
 D406,620 S * 3/1999 Everdell D21/478
 D420,709 S * 2/2000 Trent D21/342
 D438,765 S * 3/2001 Weir D8/17
 D452,121 S * 12/2001 Teichelman D21/488
 D466,959 S * 12/2002 Chang D21/615
 D472,184 S * 3/2003 Ben-Haim D11/157
 D475,419 S * 6/2003 Manville D21/386
 6,604,979 B1 * 8/2003 Liu A63H 1/02
 446/256
 6,626,732 B1 * 9/2003 Chung A63H 3/08
 446/114
 D487,390 S * 3/2004 Tanaka D8/354
 D495,540 S * 9/2004 Lipsztein D6/601
 D495,541 S * 9/2004 Lipsztein D6/707.22

D495,543 S * 9/2004 Lipsztein D6/707.22
 D497,068 S * 10/2004 Lipsztein D6/601
 D501,908 S * 2/2005 Tentler D22/107
 D540,153 S * 4/2007 Tanaka D8/354
 D571,867 S * 6/2008 Gasparotto D21/489
 D590,210 S * 4/2009 Metcalfe D21/480
 D627,029 S * 11/2010 Heiden D22/107
 D644,289 S * 8/2011 Heiden D22/107
 8,210,892 B2 * 7/2012 Thrush A63H 33/084
 446/108
 D703,093 S * 4/2014 Chamy D11/131
 D709,944 S * 7/2014 Anderl D16/335
 9,227,145 B2 * 1/2016 Chang A63H 3/16
 D750,461 S * 3/2016 McRoberts D8/70
 D754,261 S * 4/2016 Nelson D21/489
 D757,202 S * 5/2016 Meier D22/108
 9,382,932 B2 * 7/2016 Nelson F16B 7/0446
 9,458,872 B2 * 10/2016 Nelson F16B 7/0446
 D774,603 S * 12/2016 Nelson D21/489
 D776,519 S * 1/2017 Almaghlouth D8/399
 D785,279 S * 5/2017 Bartz D1/127
 D794,130 S * 8/2017 Ralph D21/365
 D795,061 S * 8/2017 Bacallao D9/434
 D810,840 S * 2/2018 Wanders D21/588
 D835,979 S * 12/2018 Lin D8/399
 D863,600 S * 10/2019 Chao D25/138
 D863,601 S * 10/2019 Chao D25/138
 D903,297 S * 12/2020 Deener, Jr. D3/4
 D917,338 S * 4/2021 Goh D11/160
 D921,768 S * 6/2021 Chen D21/479
 D921,769 S * 6/2021 Chen D21/479
 D922,499 S * 6/2021 Chen D21/479
 D922,500 S * 6/2021 Chen D21/479
 D924,723 S * 7/2021 Karpel D11/142
 D925,660 S * 7/2021 Wang D21/479
 2005/0113177 A1 * 5/2005 Kuo A63H 33/086
 472/1
 2009/0305599 A1 * 12/2009 Newton A63H 27/02
 446/61
 2016/0202026 A1 * 7/2016 Temple F41J 1/10
 273/406
 2016/0303487 A1 * 10/2016 Ayers A63H 33/084
 2016/0317939 A1 * 11/2016 Fernandez A63H 33/084
 2016/0343274 A1 * 11/2016 Stusser G09F 1/14
 2018/0126288 A1 * 5/2018 Vincent A63H 3/16
 2019/0344188 A1 * 11/2019 Gutierrez A63H 33/084

FOREIGN PATENT DOCUMENTS

GB 6069015 * 8/2019
 GB 6069016 * 8/2019
 GB 6069017 * 8/2019
 GB 6069018 * 8/2019
 GB 6069019 * 8/2019
 GB 6069020 * 8/2019
 GB 6069021 * 8/2019
 GB 6069022 * 8/2019
 GB 6069023 * 8/2019

* cited by examiner

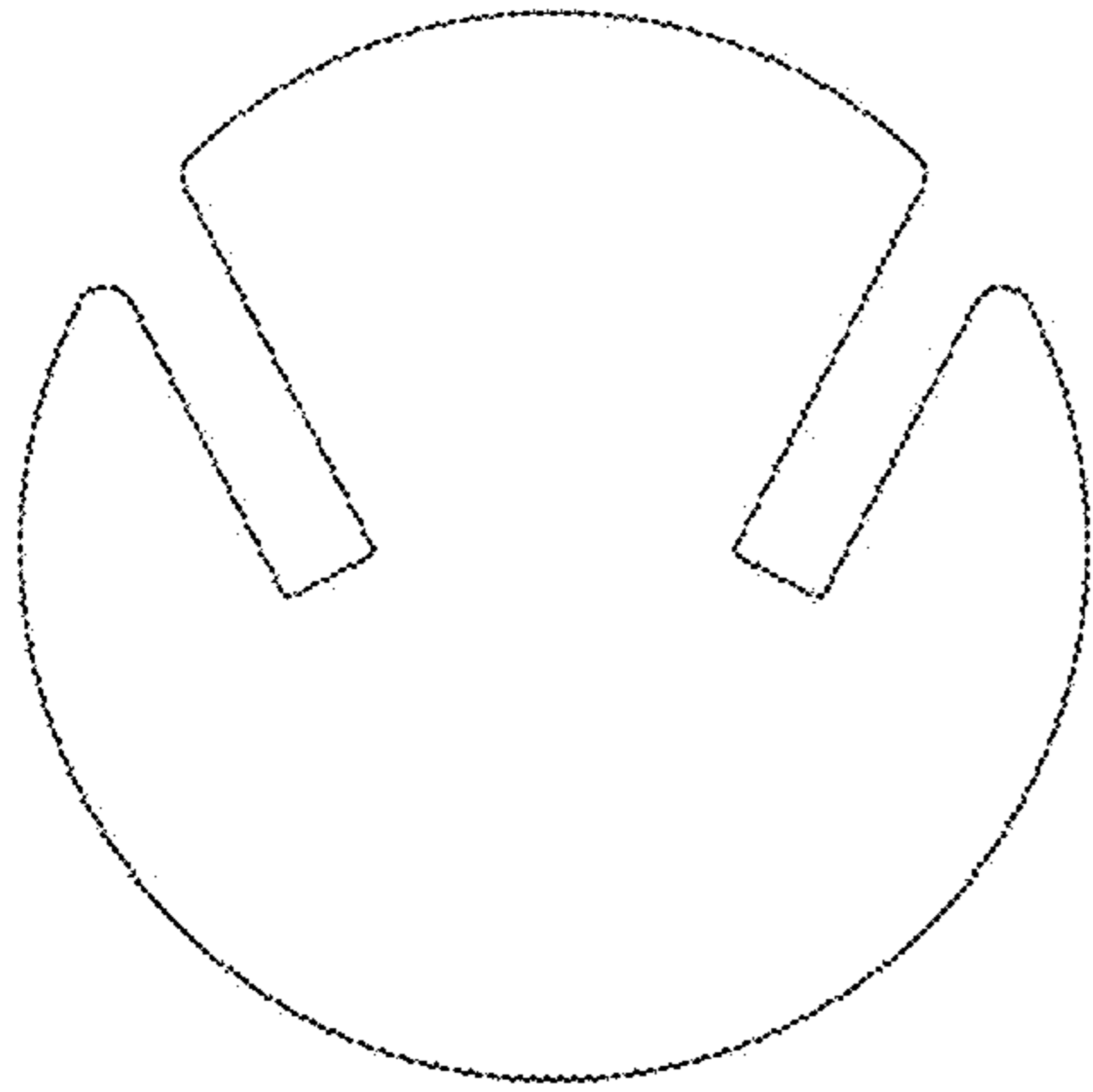


FIG. 1

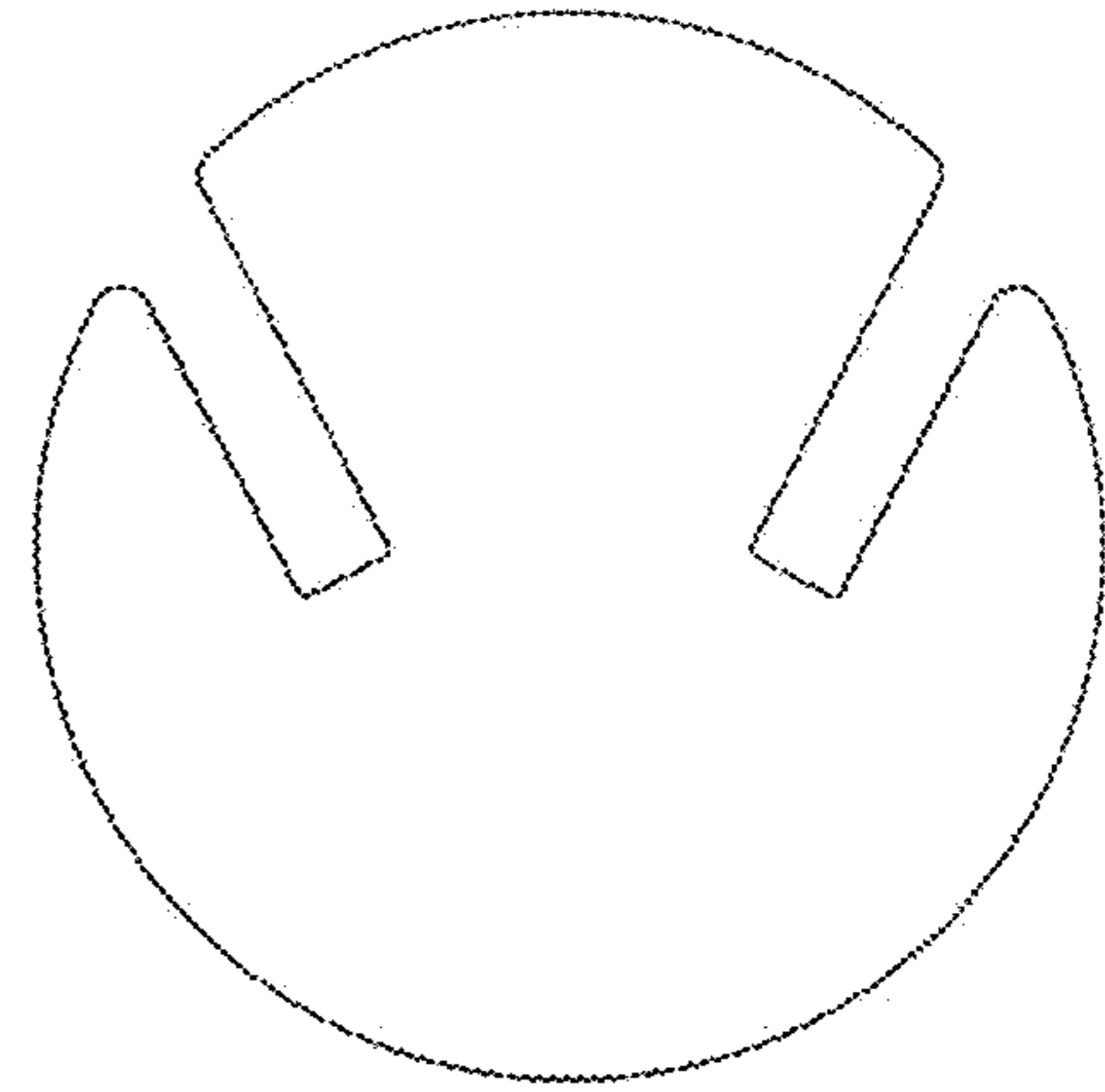


FIG. 2

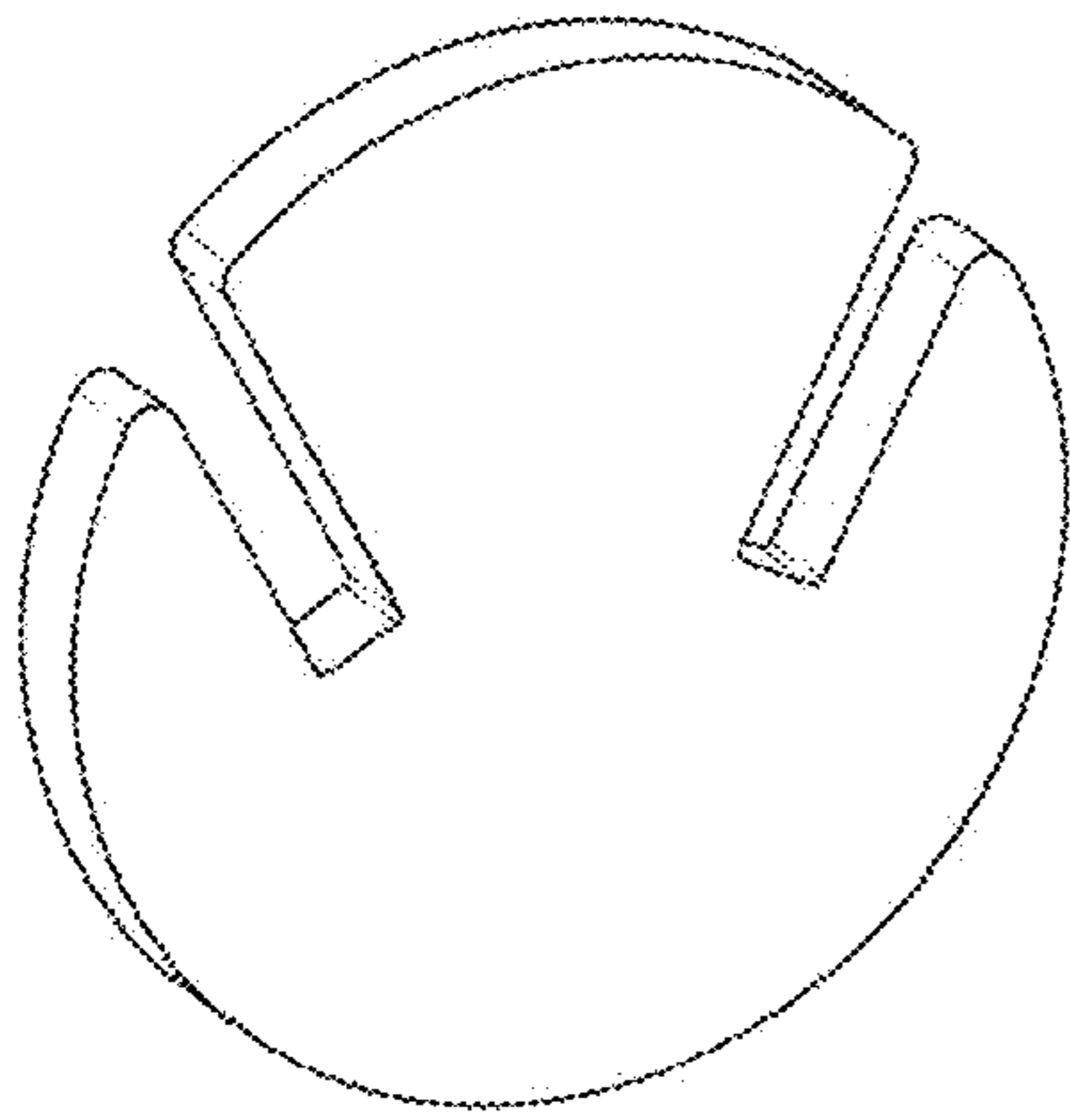


FIG. 3

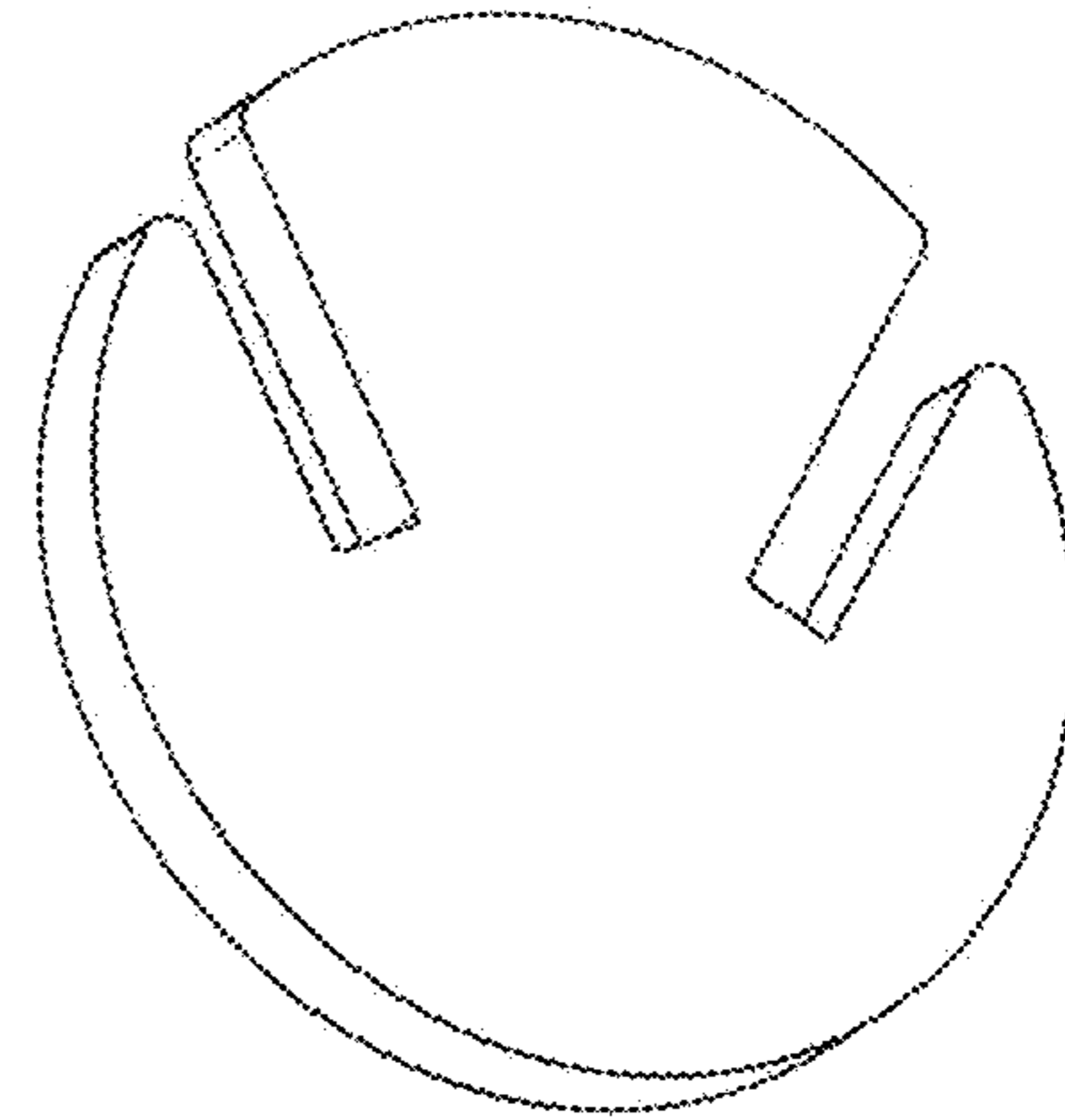


FIG. 4



FIG. 6




FIG. 5



FIG. 8




FIG. 7