



US00D942831S

(12) **United States Design Patent** (10) **Patent No.:** **US D942,831 S**
Masalin et al. (45) **Date of Patent:** **** Feb. 8, 2022**

(54) **AXE**
(71) Applicant: **Fiskars Finland Oy Ab**, Helsinki (FI)
(72) Inventors: **Petteri Masalin**, Helsinki (FI); **Mikko Kemppe**, Helsinki (FI); **Sami Lyytikäinen**, Helsinki (FI); **Juha Huhtala**, Helsinki (FI)
(73) Assignee: **FISKARS FINLAND OY AB**, Helsinki (FI)

D356,480 S * 3/1995 Ronnholm D8/76
D362,795 S * 10/1995 Ronnholm D8/76
D402,874 S * 12/1998 Hall D8/76
D519,813 S * 5/2006 Hung D8/76
D583,641 S * 12/2008 Fortier D8/76
D594,727 S * 6/2009 Fortier D8/76
D622,122 S * 8/2010 Branby D8/76
D648,610 S * 11/2011 Paloheimo D8/78
D760,054 S * 6/2016 Huttunen D8/76
D784,784 S * 4/2017 Huttunen D8/80
D808,759 S * 1/2018 Nelson D8/76
D818,337 S * 5/2018 Nelson D8/76
D854,903 S * 7/2019 Nelson D8/76

(**) Term: **15 Years**

* cited by examiner

(21) Appl. No.: **29/738,389**

Primary Examiner — Philip S Hyder

(22) Filed: **Jun. 17, 2020**

(74) *Attorney, Agent, or Firm* — Leason Ellis LLP

Related U.S. Application Data

(62) Division of application No. 29/682,560, filed on Mar. 6, 2019, now Pat. No. Des. 909,845.

(51) **LOC (13) Cl.** **08-02**

(52) **U.S. Cl.**
USPC **D8/76**

(58) **Field of Classification Search**
USPC D8/75, 76, 77, 78, 79, 80, 81, 107
CPC . B26B 23/00; B25F 1/00; B25F 1/006; A01B 1/20; A62B 3/005; B24D 1/00; B25G 1/04; B25G 3/28
See application file for complete search history.

(56) **References Cited**

U.S. PATENT DOCUMENTS

5,141,353 A * 8/1992 Meredith, Jr. B25G 1/10 294/57
D354,212 S * 1/1995 Ronnholm D8/76

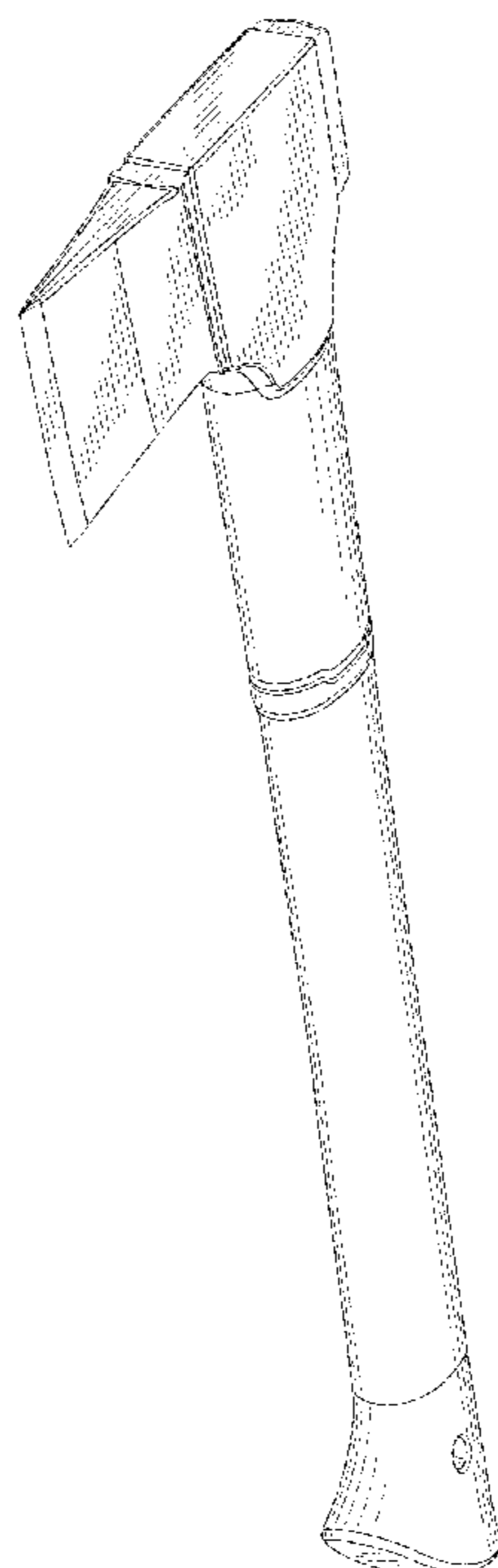
(57) **CLAIM**

The ornamental design for an axe, as shown and described.

DESCRIPTION

FIG. 1 is a perspective view of an axe according to our new design;
FIG. 2 is a front view thereof;
FIG. 3 is a rear view thereof;
FIG. 4 is a left side view thereof;
FIG. 5 is a right view thereof;
FIG. 6 is a top plan view thereof; and,
FIG. 7 is a bottom plan view thereof.
Conventional shading and shadows are illustrated for purposes of highlighting the solid-rendering and line drawings, but form no part of the claimed design.

1 Claim, 7 Drawing Sheets



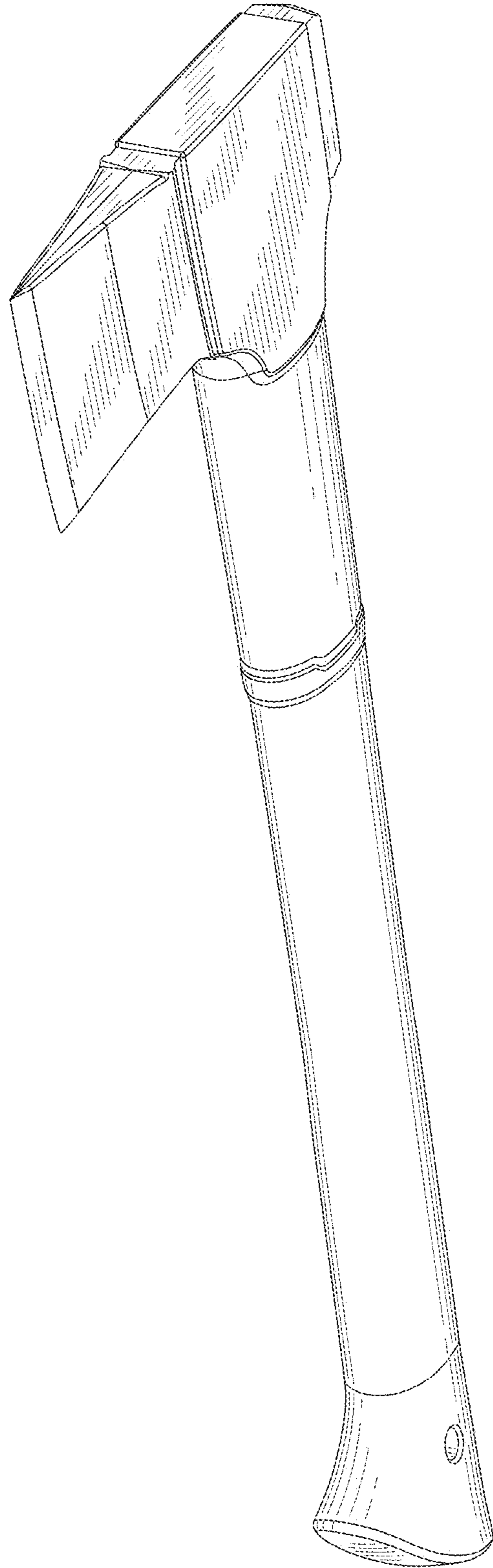


FIG. 1

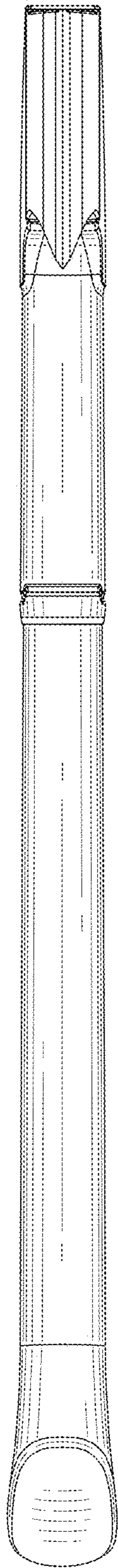


FIG. 2

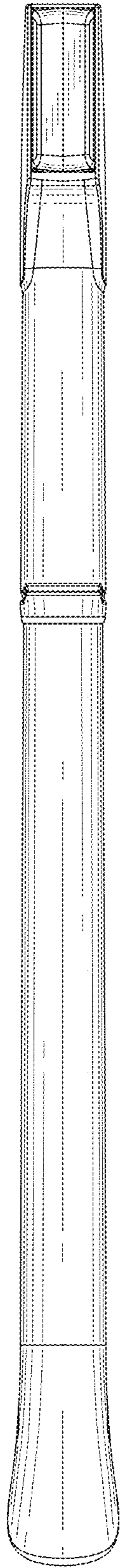


FIG. 3

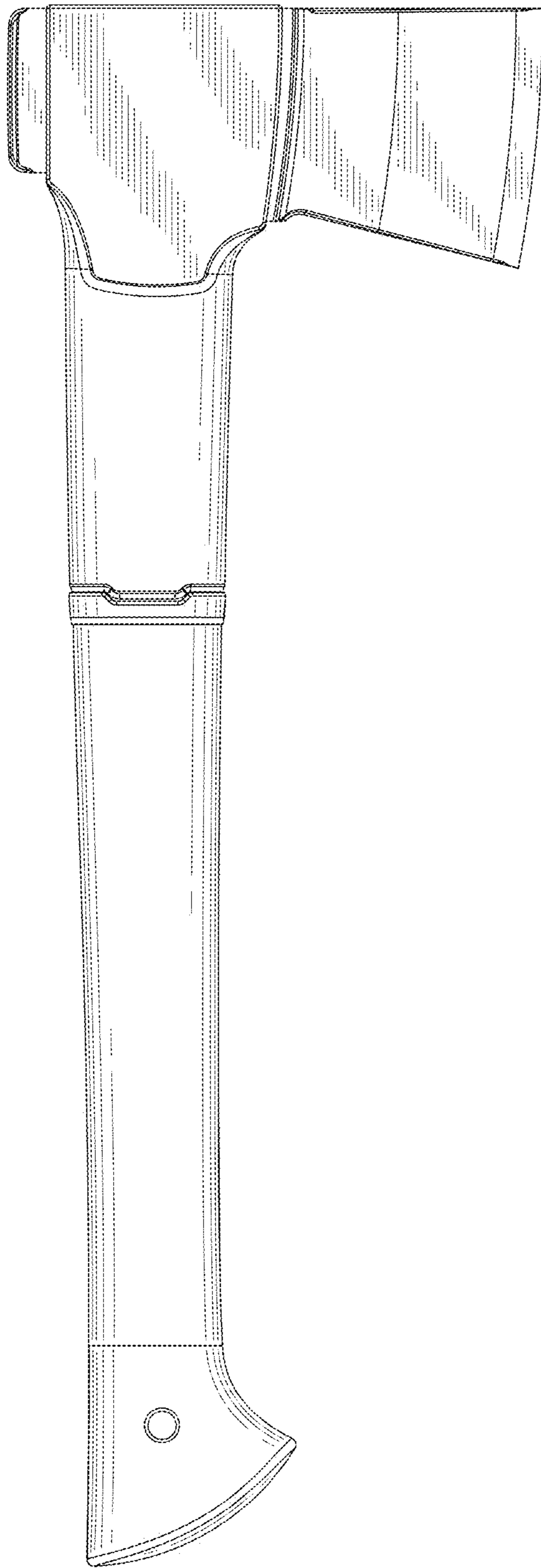


FIG. 4

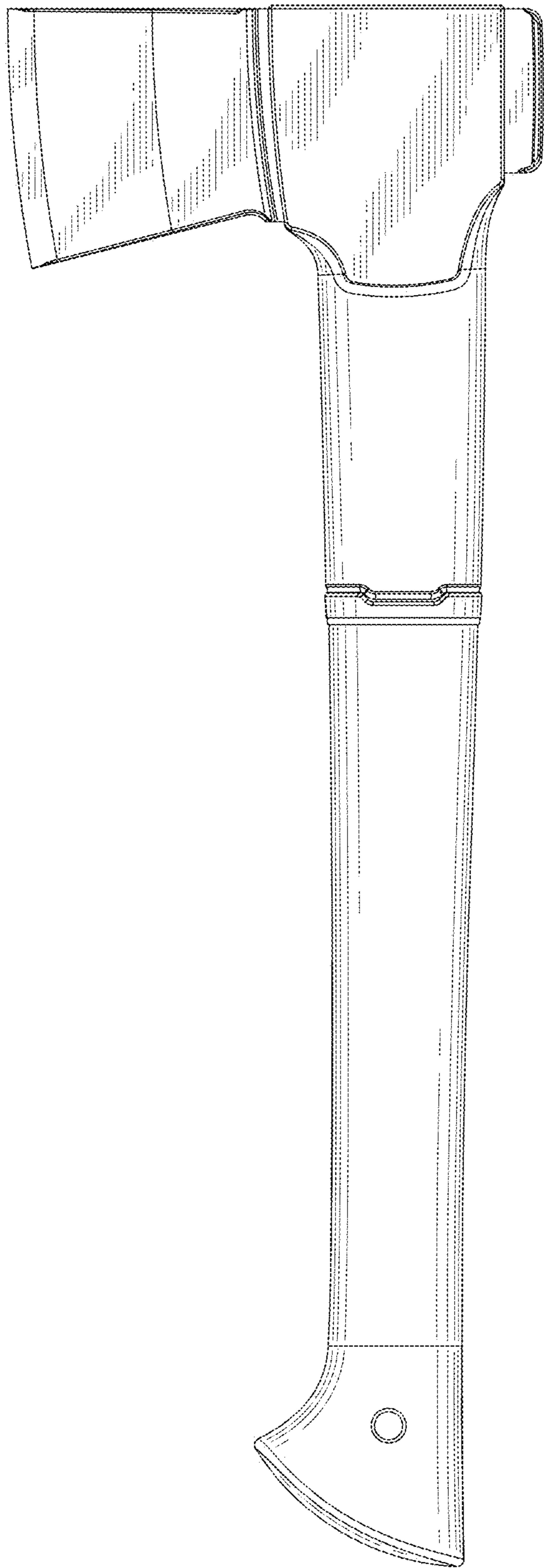


FIG. 5

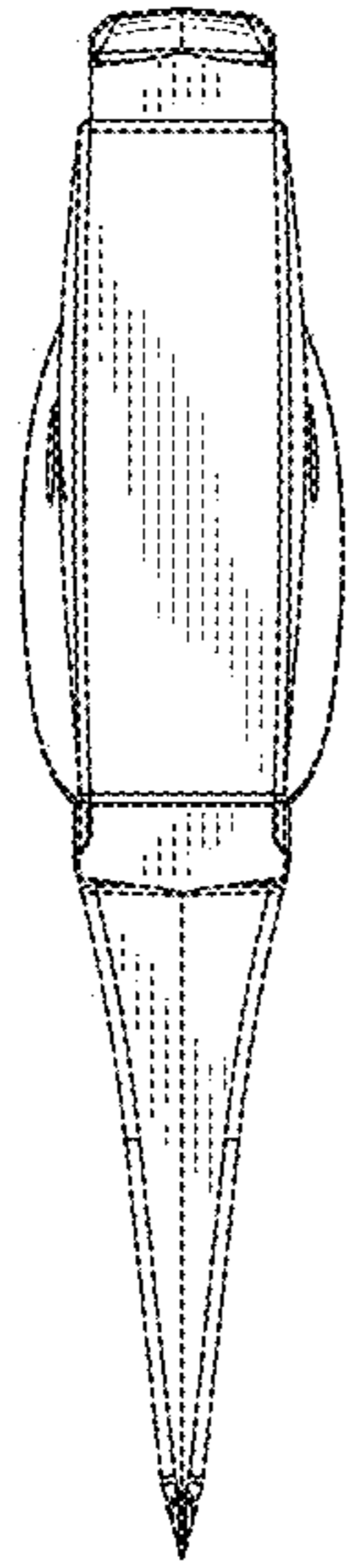


FIG. 6

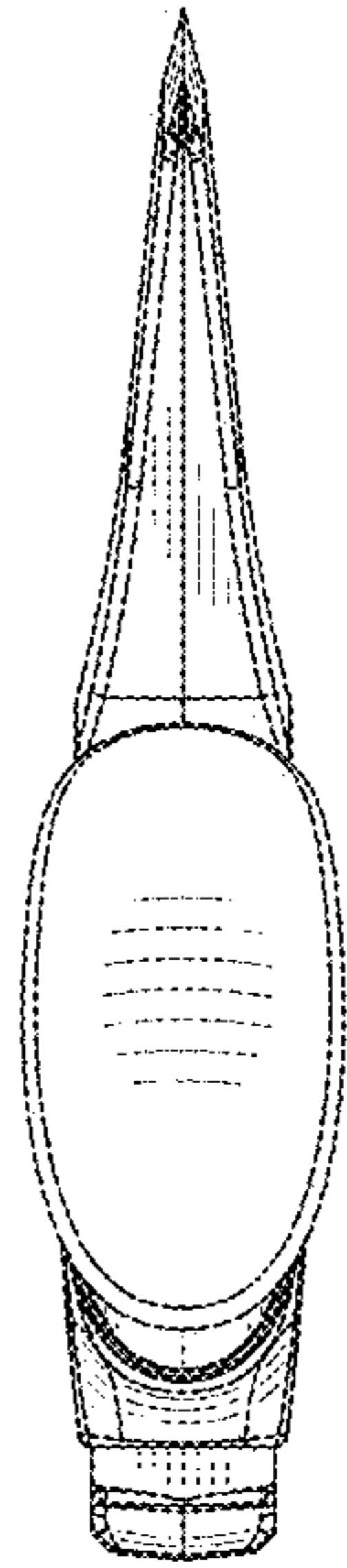


FIG. 7