

US00D942793S

(12) **United States Design Patent**
Anguiano

(10) **Patent No.:** **US D942,793 S**

(45) **Date of Patent:** **** Feb. 8, 2022**

(54) **TWO-PIECE DRINKING STRAW WITH LONGITUDINAL SEAM**

(71) Applicant: **Lucero Anguiano**, Chico, CA (US)

(72) Inventor: **Lucero Anguiano**, Chico, CA (US)

(**) Term: **15 Years**

(21) Appl. No.: **29/718,128**

(22) Filed: **Dec. 20, 2019**

(51) **LOC (13) Cl.** **07-06**

(52) **U.S. Cl.**
USPC **D7/300.2**

(58) **Field of Classification Search**
USPC D27/101; D7/300, 300.2, 301, 635;
D23/205, 209

CPC B65D 81/26; B65D 2517/0049; A47G
21/18; A47G 21/187; A61J 7/0038
See application file for complete search history.

(56) **References Cited**

U.S. PATENT DOCUMENTS

585,058	A *	6/1897	Stone	A47G 21/18 138/115
D199,298	S *	10/1964	Davis	D7/300.2
3,456,344	A *	7/1969	Cornelius	A47G 21/181 30/141
5,722,590	A *	3/1998	Miller	A47G 21/182 239/33
D497,509	S *	10/2004	Nelson	D24/108
D497,764	S *	11/2004	Nelson	D24/108
D583,425	S *	12/2008	Kushner	D21/686
D602,726	S *	10/2009	Baron	D7/300.2
D655,356	S *	3/2012	Sandman	D21/679
D707,484	S *	6/2014	Fee	D7/300.2
8,833,673	B2 *	9/2014	Miracle	A47G 21/18 239/33
D715,083	S *	10/2014	Miracle	D7/300.2
D737,605	S *	9/2015	Hornsby	D6/681.1
D772,379	S *	11/2016	Tadlock	D23/209

D772,632	S *	11/2016	Buck	D7/300.2
D838,000	S *	1/2019	Norell	D24/224
10,197,210	B2 *	2/2019	Hoffman	F16L 59/024
D846,327	S *	4/2019	Peterson	A23L 27/74 D7/300.2
D878,843	S *	3/2020	Watkins	D7/300.2
D902,637	S *	11/2020	Healey	D7/300.2
D903,394	S *	12/2020	Liu	D7/300.2
2018/0352983	A1 *	12/2018	Allen	A47G 21/18
2019/0038058	A1 *	2/2019	Abbott-Glazier	A47G 21/18

(Continued)

Primary Examiner — S. Bryan Reinholdt, Jr.

(74) *Attorney, Agent, or Firm* — Sierra IP Law, PC;
William K. Nelson

(57) **CLAIM**

I claim the ornamental design for a two-piece drinking straw with longitudinal seam, as shown and described.

DESCRIPTION

FIG. 1 is a top perspective view of a two-piece drinking straw with longitudinal seam in the open position, showing my new design;

FIG. 2 is a front elevation view thereof;

FIG. 3 is a rear elevation view thereof;

FIG. 4 is a right side elevation view thereof;

FIG. 5 is a left side elevation view thereof;

FIG. 6 is a top plan view thereof;

FIG. 7 is a bottom plan view thereof;

FIG. 8 is a top perspective view of a two-piece drinking straw with longitudinal seam in the closed position, showing my new design;

FIG. 9 is a front elevation view thereof;

FIG. 10 is a rear elevation view thereof;



FIG. 11 is a right side elevation view thereof;

FIG. 12 is a left side elevation view thereof;

FIG. 13 is a top plan view thereof; and,

FIG. 14 is a bottom plan view thereof.

1 Claim, 8 Drawing Sheets



(56)

References Cited

U.S. PATENT DOCUMENTS

2020/0128986	A1 *	4/2020	Tran	A47G 21/18
2020/0154918	A1 *	5/2020	Kao	A47G 21/18
2020/0323374	A1 *	10/2020	Wang	A47G 21/18
2020/0359817	A1 *	11/2020	Zhang	A47G 21/18
2020/0397168	A1 *	12/2020	Darrin	A47G 21/18
2021/0037999	A1 *	2/2021	Salomaki	B31D 5/0095
2021/0085109	A1 *	3/2021	Chen	A47G 21/18
2021/0093111	A1 *	4/2021	Peng	A47G 21/18

* cited by examiner

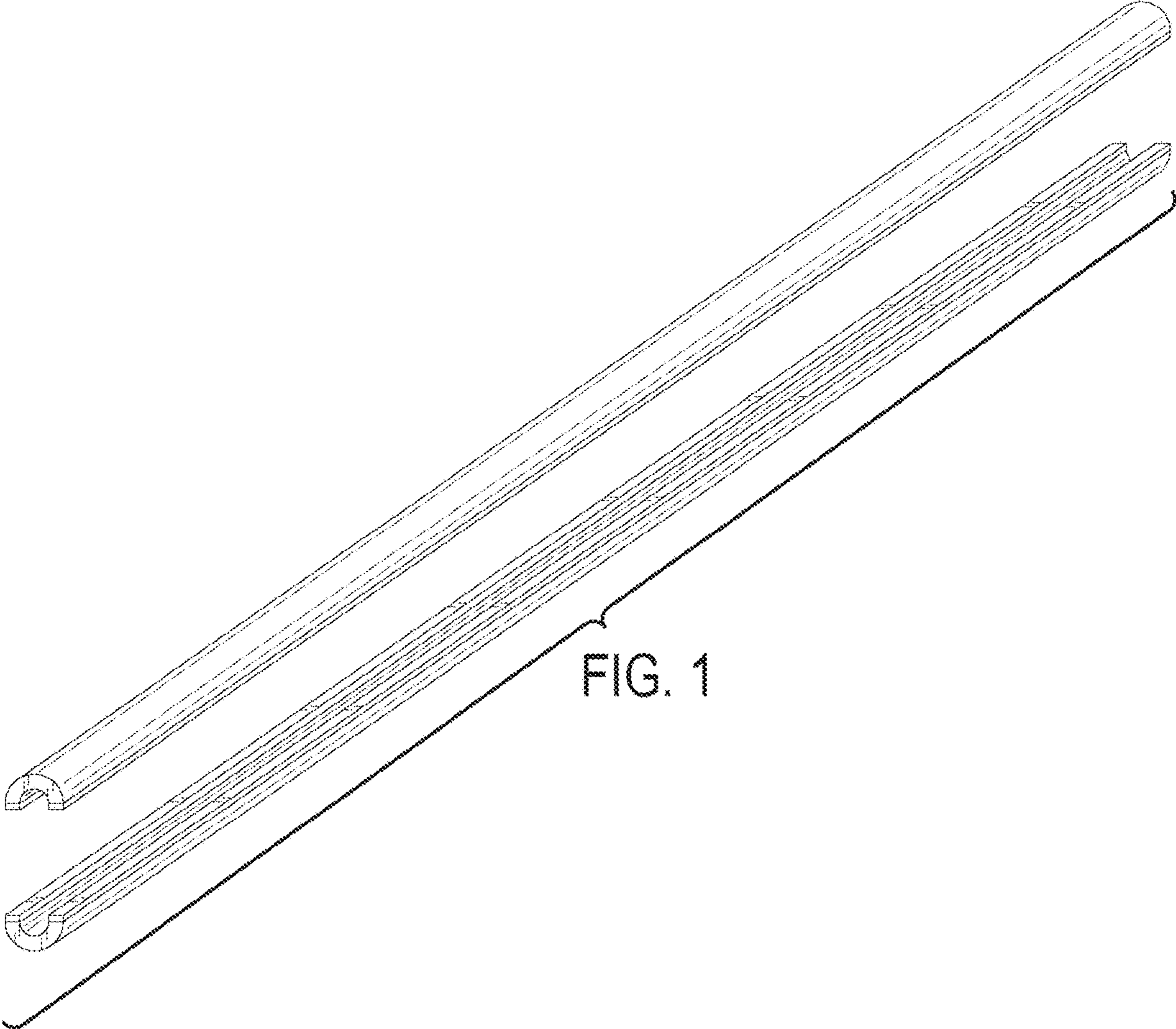


FIG. 1

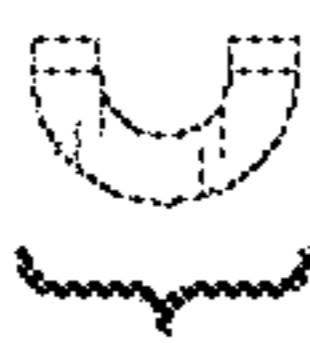


FIG. 2



FIG. 3




FIG. 4

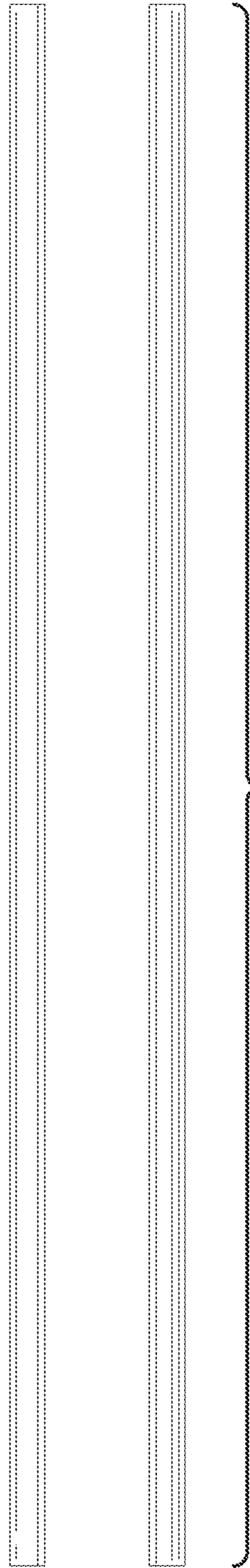


FIG. 5



FIG. 6


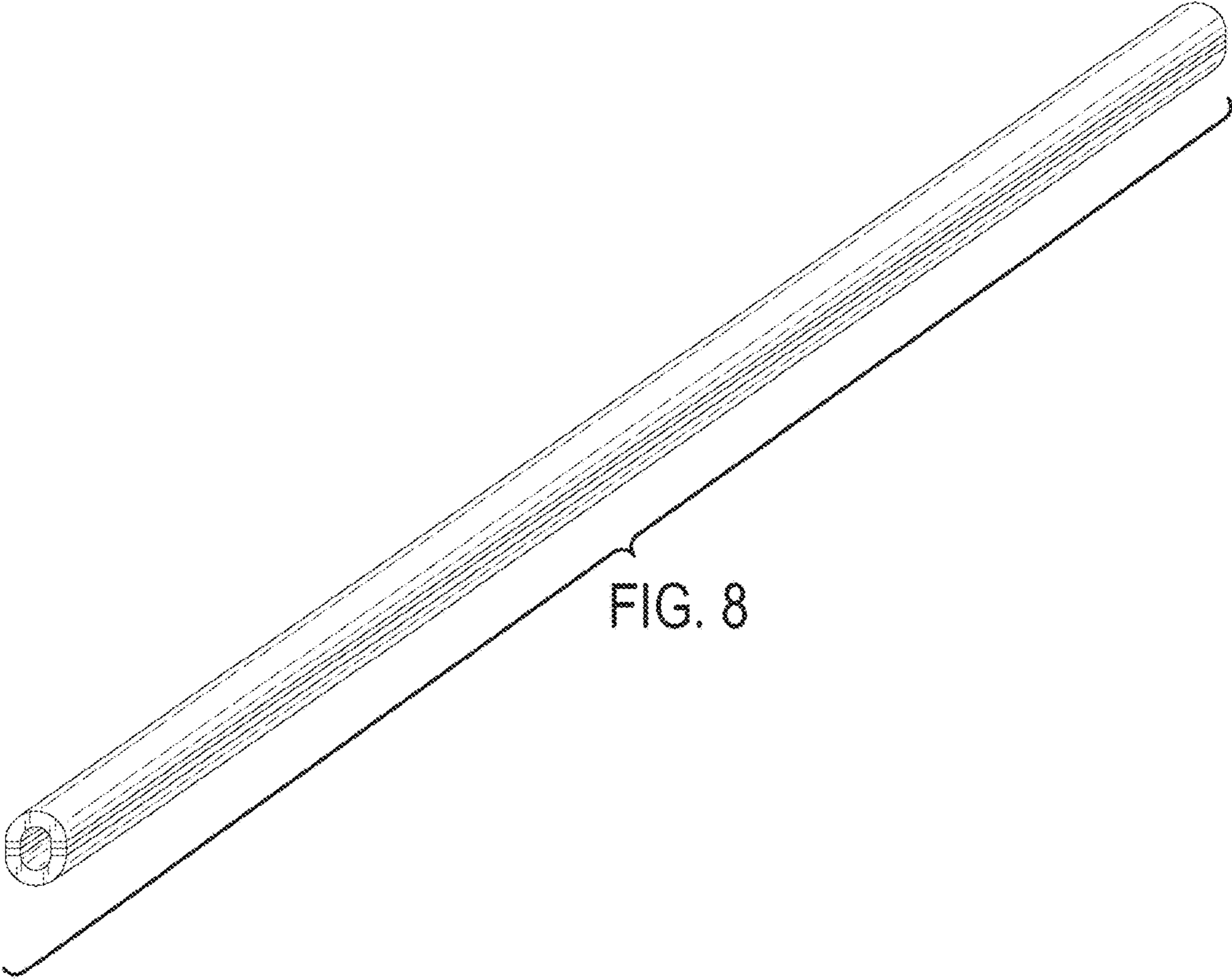


FIG. 7



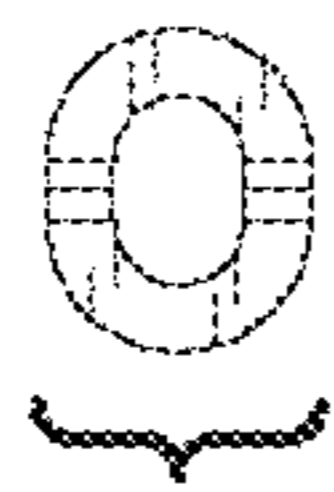


FIG. 9

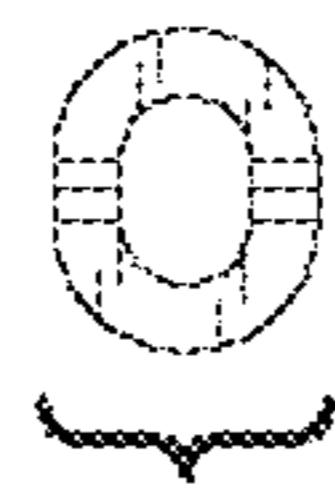


FIG. 10




FIG. 11




FIG. 12




FIG. 13




FIG. 14