

US00D942751S

(12) **United States Design Patent** (10) **Patent No.:** **US D942,751 S**  
**Yuan** (45) **Date of Patent:** **\*\* Feb. 8, 2022**

(54) **TRAVEL CASE FOR TOOTHBRUSH**

(71) Applicant: **KONINKLIJKE PHILIPS N.V.**,  
Eindhoven (NL)

(72) Inventor: **Chun Pong Yuan**, Hong Kong (HK)

(73) Assignee: **KONINKLIJKE PHILIPS N.V.**,  
Eindhoven (NL)

(\*\*) Term: **15 Years**

(21) Appl. No.: **29/786,895**

(22) Filed: **Jun. 3, 2021**

(51) **LOC (13) Cl.** ..... **03-02**

(52) **U.S. Cl.**  
USPC ..... **D3/205**

(58) **Field of Classification Search**

USPC ..... D3/205  
CPC ..... A45C 11/00; A45C 11/008; A45C 11/26;  
A45C 2011/007; A45C 9/00; A45D 44/18  
See application file for complete search history.

(56) **References Cited**

**U.S. PATENT DOCUMENTS**

D398,150	S	*	9/1998	Vonarburg	.....	D28/85
D474,034	S	*	5/2003	McCurrach	.....	D4/199
D512,222	S	*	12/2005	Sezgin	.....	D3/205
D535,106	S	*	1/2007	Vu	.....	D3/205
7,412,995	B2	*	8/2008	Arcese	.....	A45C 13/02
						150/103
D585,601	S	*	1/2009	Althoff	.....	D28/76
8,544,480	B1	*	10/2013	Greene	.....	A61C 15/046
						132/309
D693,568	S	*	11/2013	McBath	.....	D3/205
D703,060	S	*	4/2014	Okulla	.....	D9/529

(Continued)

Primary Examiner — Charles D Hanson

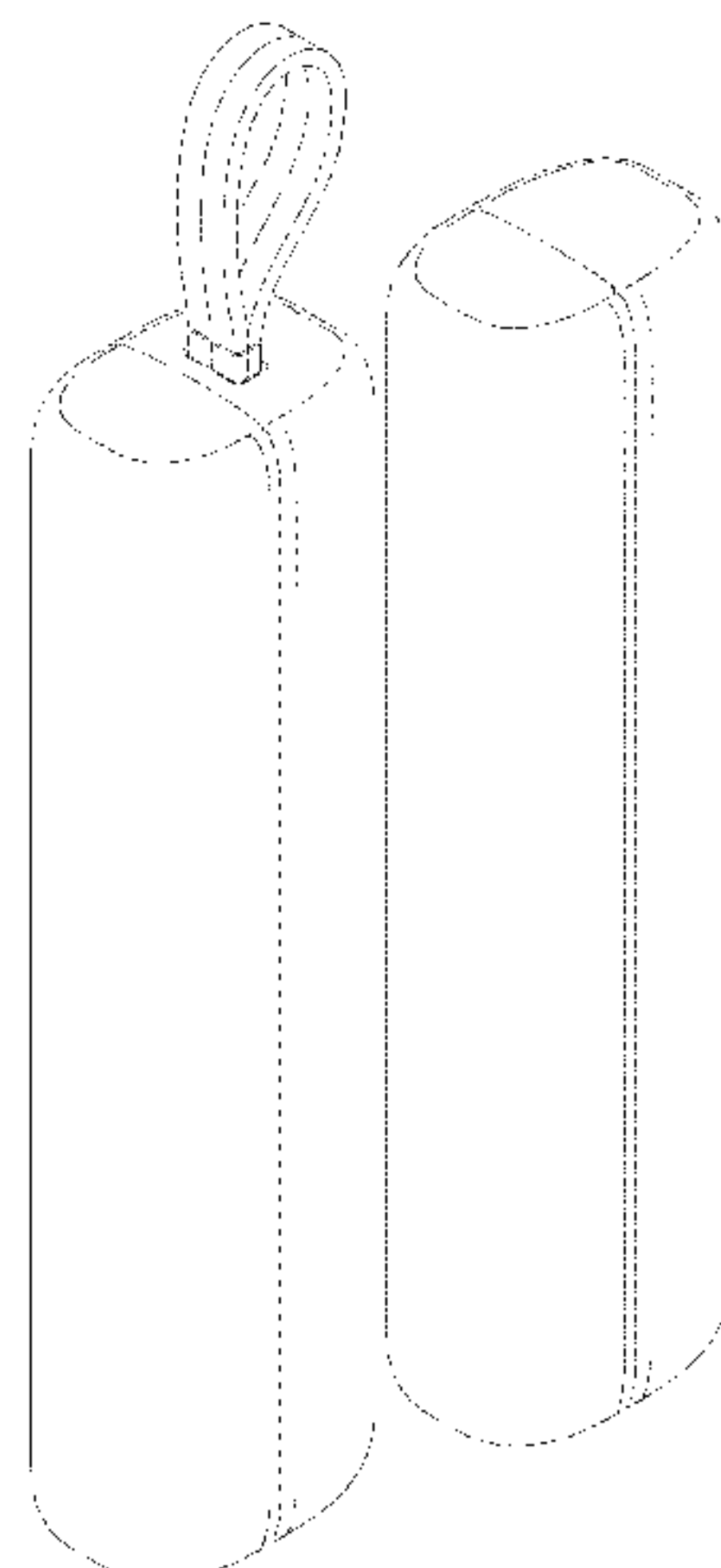
(57) **CLAIM**

The ornamental design for a travel case for toothbrush, as shown.

**DESCRIPTION**

FIG. 1 is a perspective view showing a travel case for toothbrush design;  
 FIG. 2 is a front elevational view thereof;  
 FIG. 3 is a rear elevational view thereof;  
 FIG. 4 is a right side elevational view thereof;  
 FIG. 5 is a left side elevational view thereof;  
 FIG. 6 is a top plan view thereof;  
 FIG. 7 is a bottom plan view thereof.  
 FIG. 8 is a perspective view showing a travel case for toothbrush design;  
 FIG. 9 is a front elevational view thereof;  
 FIG. 10 is a rear elevational view thereof;  
 FIG. 11 is a right side elevational view thereof;  
 FIG. 12 is a left side elevational view thereof;  
 FIG. 13 is a top plan view thereof; and  
 FIG. 14 is a bottom plan view thereof;  
 FIG. 15 is a perspective view showing a travel case for toothbrush design;  
 FIG. 16 is a front elevational view thereof;  
 FIG. 17 is a rear elevational view thereof;  
 FIG. 18 is a right side elevational view thereof;  
 FIG. 19 is a left side elevational view thereof;  
 FIG. 20 is a top plan view thereof; and  
 FIG. 21 is a bottom plan view thereof;  
 FIG. 22 is a perspective view showing a travel case for toothbrush design;  
 FIG. 23 is a front elevational view thereof;  
 FIG. 24 is a rear elevational view thereof;  
 FIG. 25 is a right side elevational view thereof;  
 FIG. 26 is a left side elevational view thereof;  
 FIG. 27 is a top plan view thereof; and  
 FIG. 28 is a bottom plan view thereof.  
 The portions of the travel case for toothbrush shown in broken lines are included for the purpose of illustrating unclaimed portions of the travel case for toothbrush and form no part of the claimed design.

**1 Claim, 16 Drawing Sheets**



(56)

**References Cited**

U.S. PATENT DOCUMENTS

D731,784 S *	6/2015	McGarry .....	D3/205
D738,612 S *	9/2015	Winiski .....	D3/205
D738,613 S *	9/2015	Winiski .....	D3/205
D866,164 S *	11/2019	Chen .....	D3/205
D899,099 S *	10/2020	Levy .....	D4/199
2002/0100490 A1 *	8/2002	Bodwalk .....	A46B 15/0061
			132/309
2011/0303569 A1 *	12/2011	Johnson .....	A45D 44/18
			206/361

\* cited by examiner




FIG. 1




FIG. 2




FIG. 3




FIG. 4

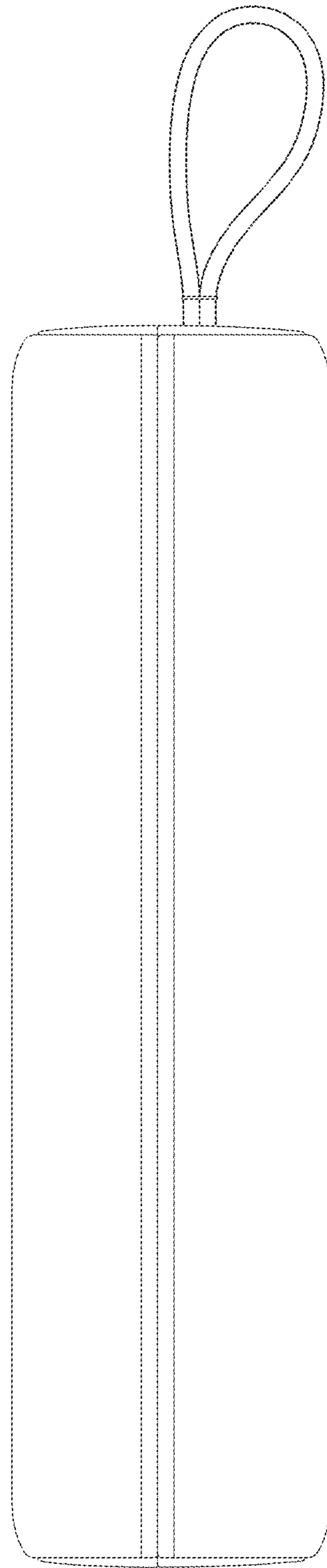


FIG. 5

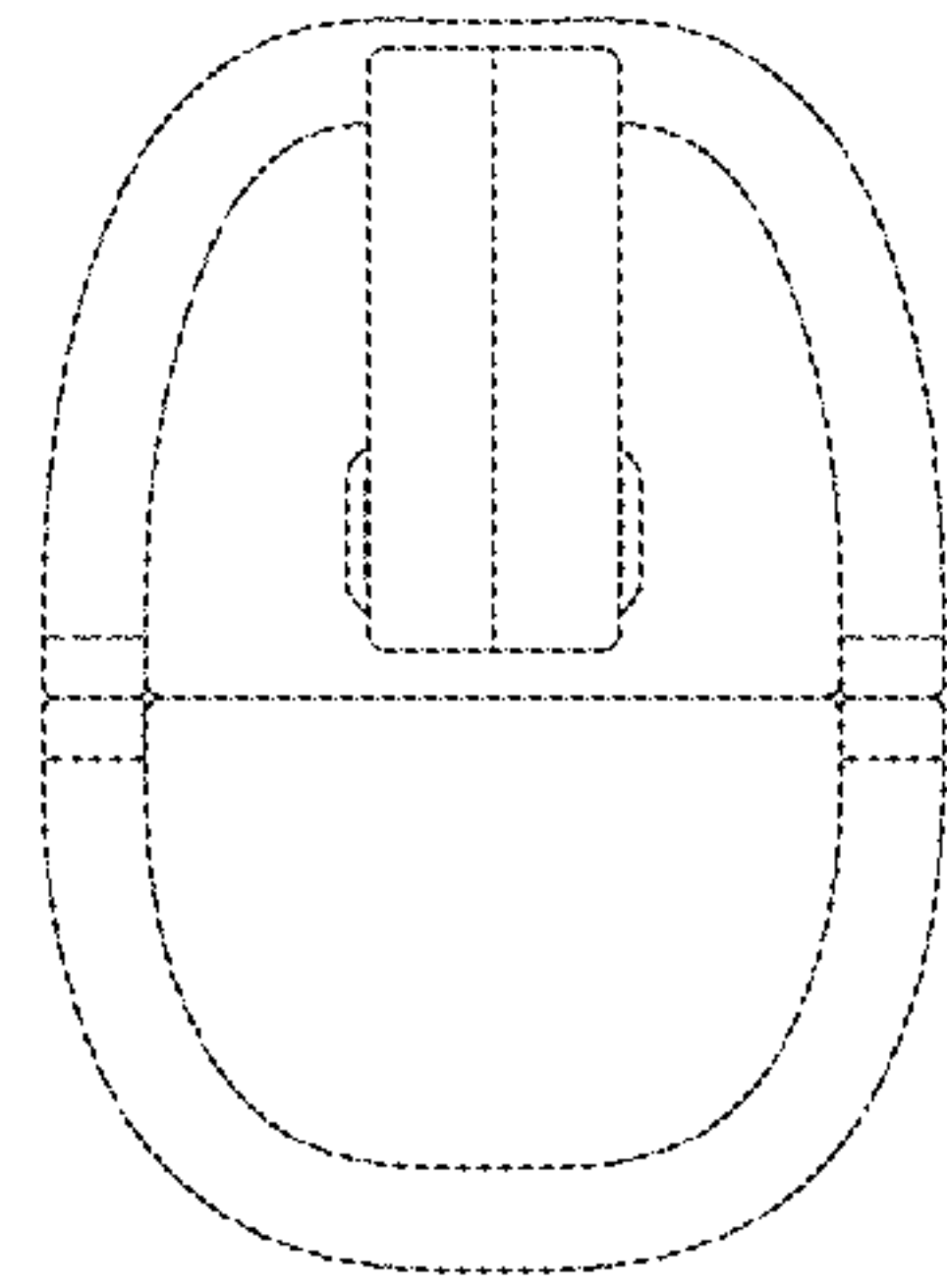


FIG. 6

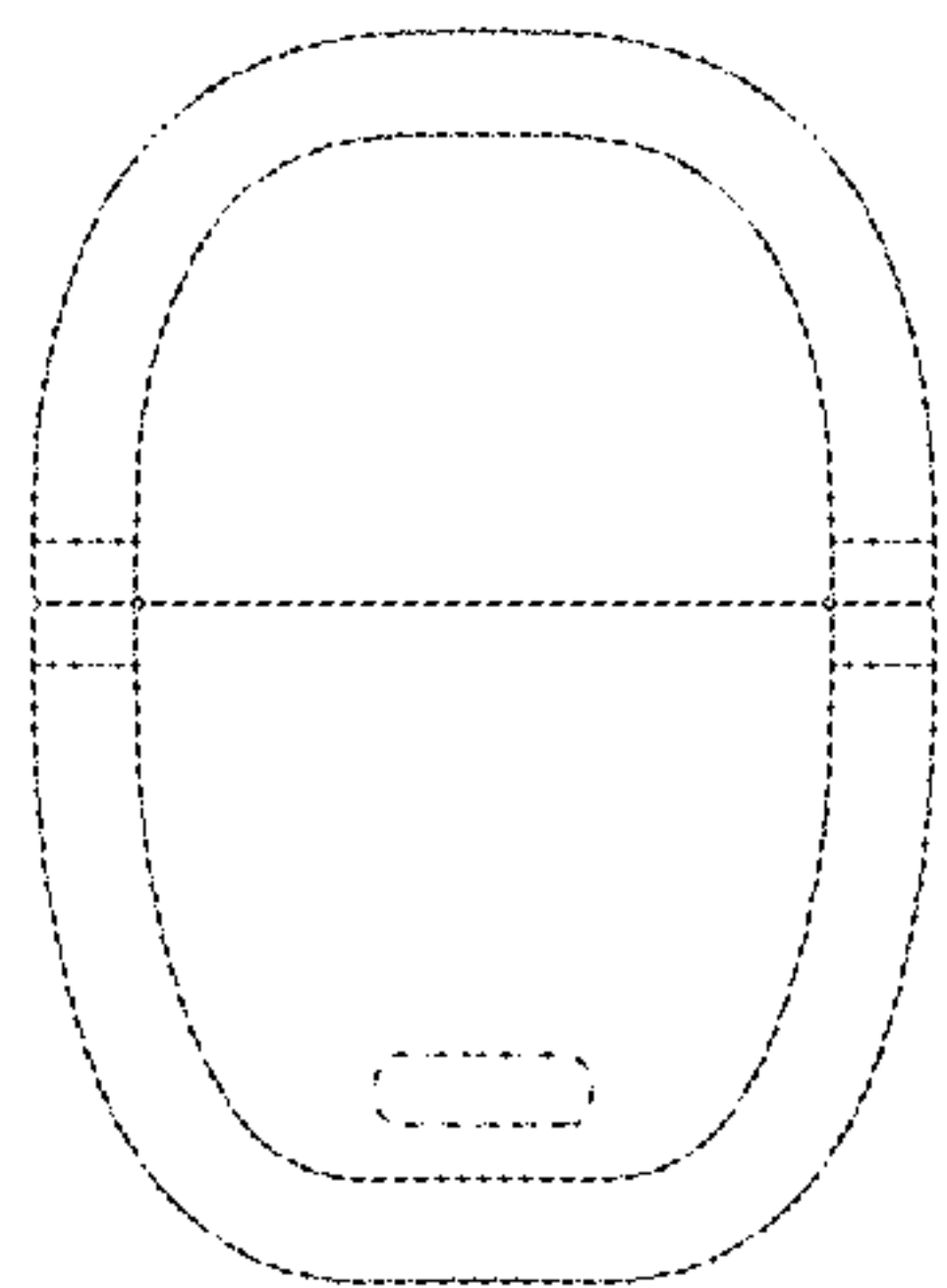


FIG. 7




FIG. 8






FIG. 9




FIG. 10






FIG. 11




FIG. 12

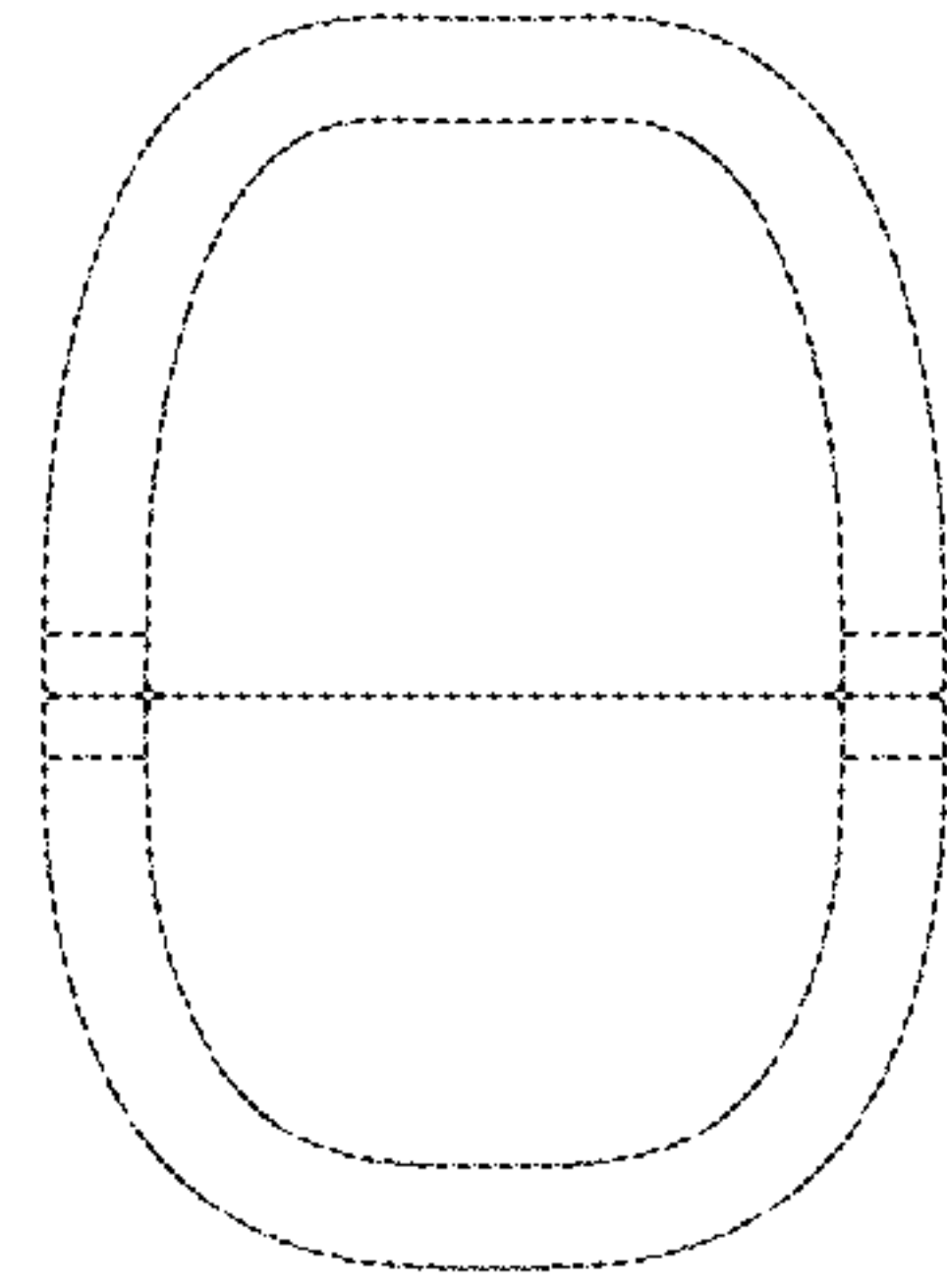


FIG. 13

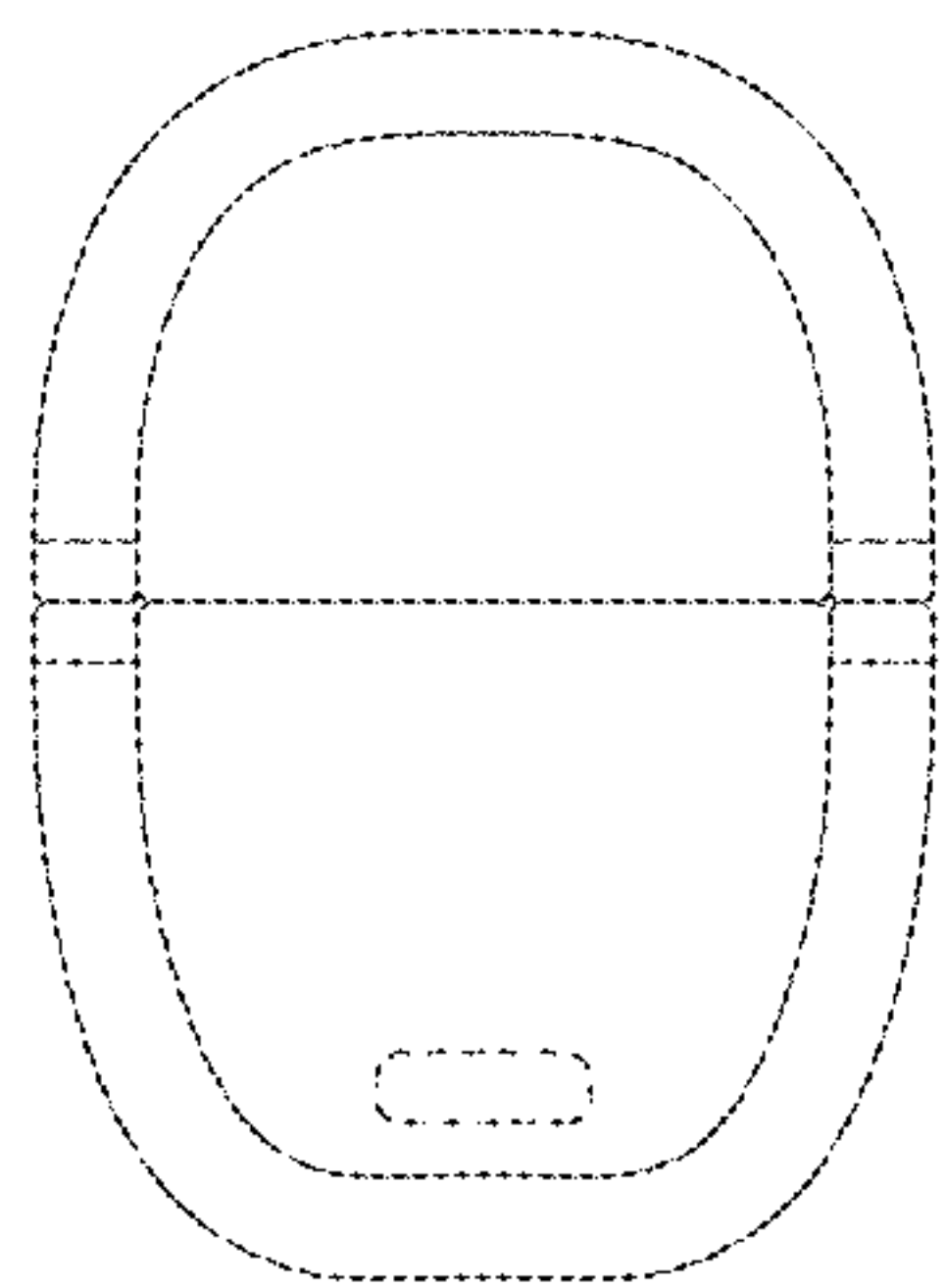


FIG. 14




FIG. 15




FIG. 16




FIG. 17




FIG. 18




FIG. 19

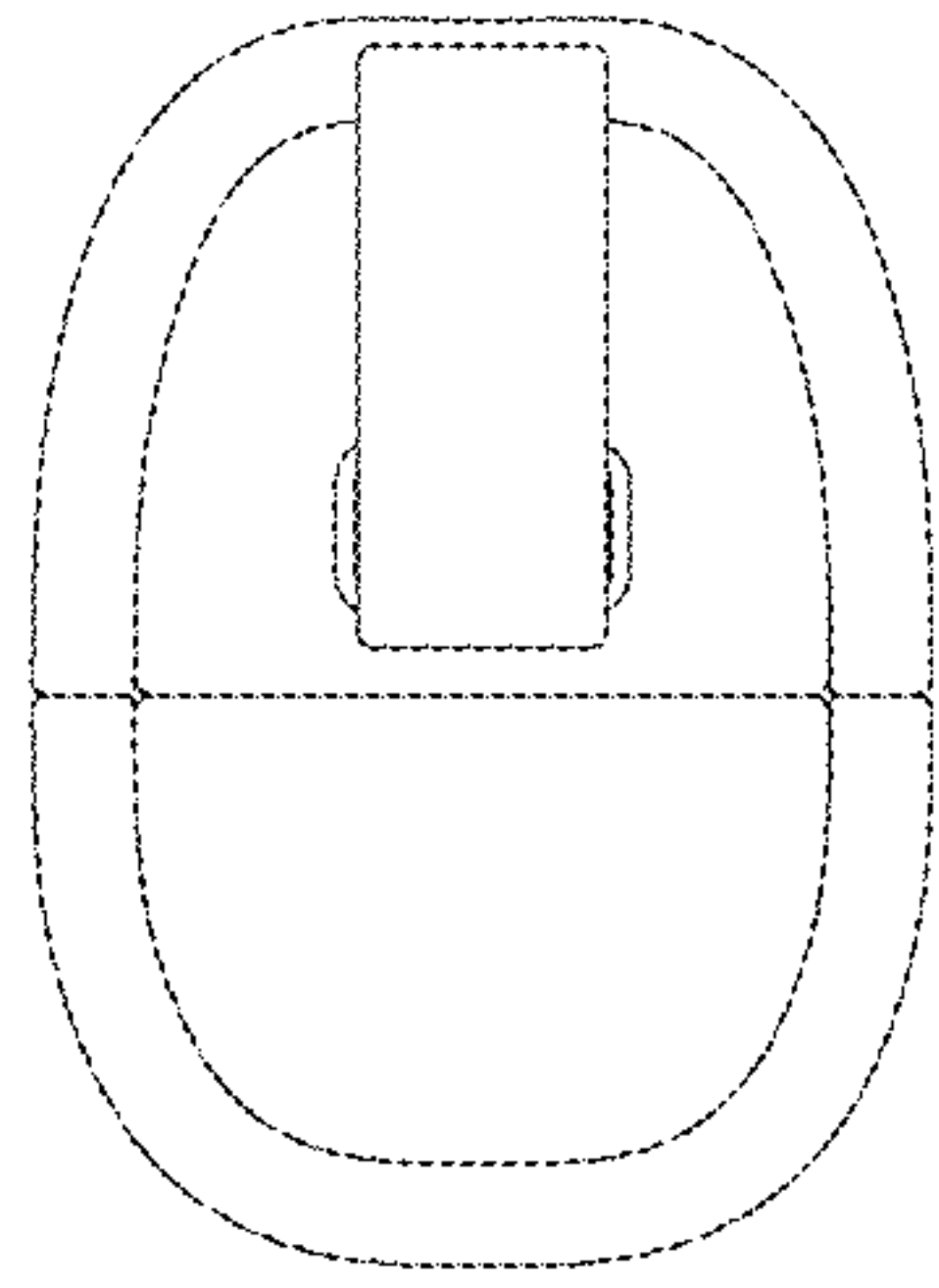


FIG. 20

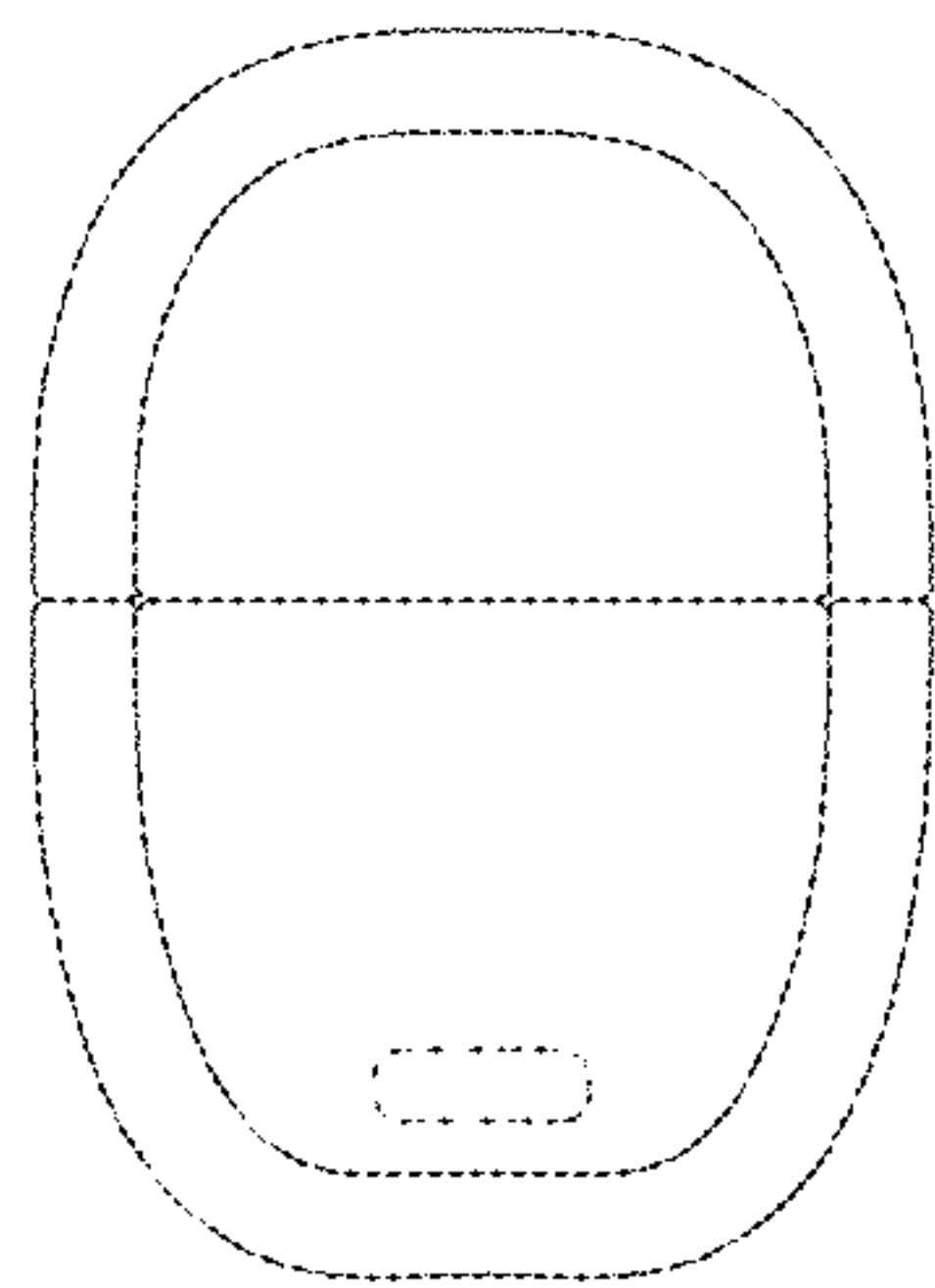


FIG. 21




FIG. 22






FIG. 23




FIG. 24




FIG. 25




FIG. 26

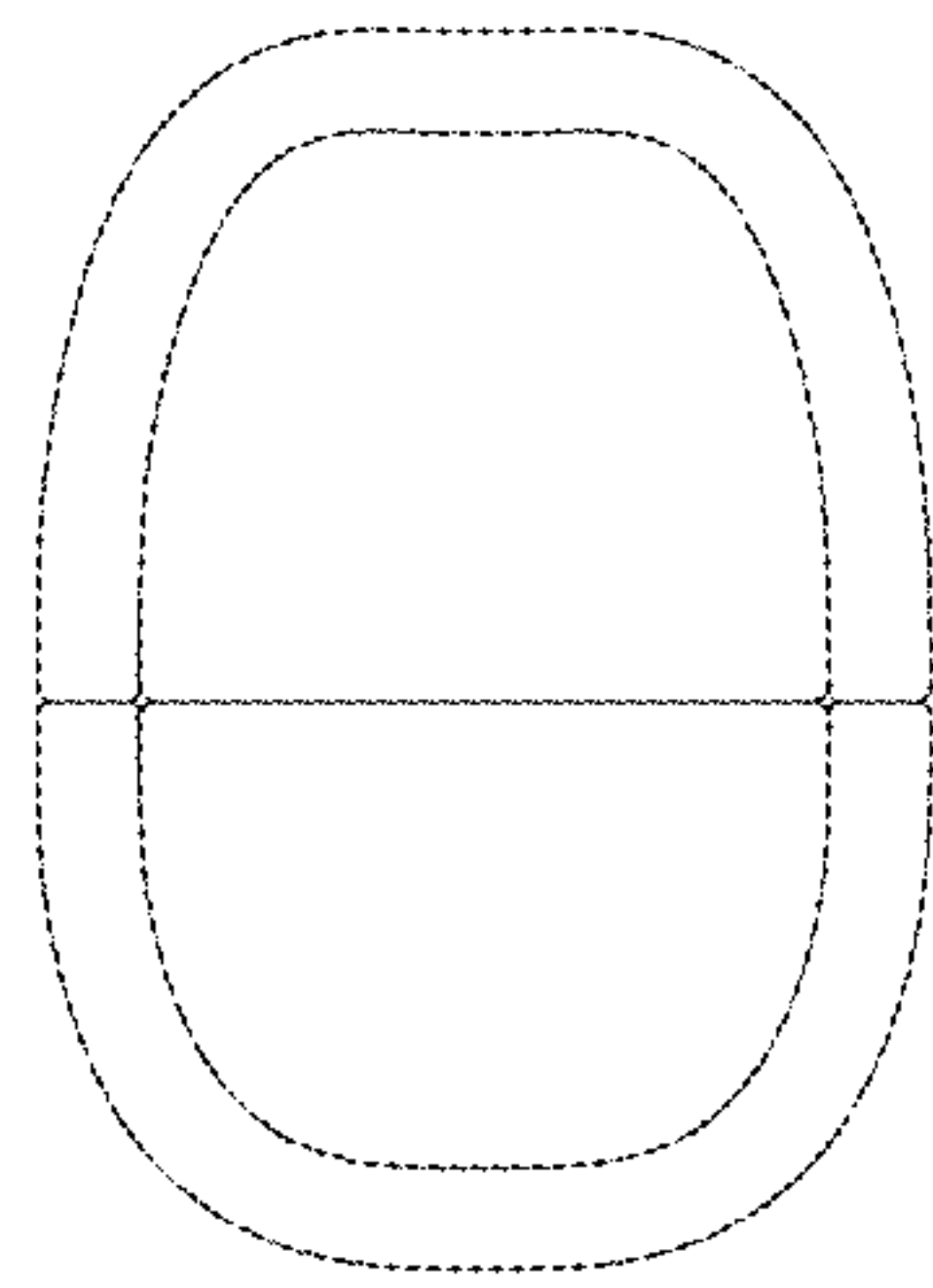


FIG. 27

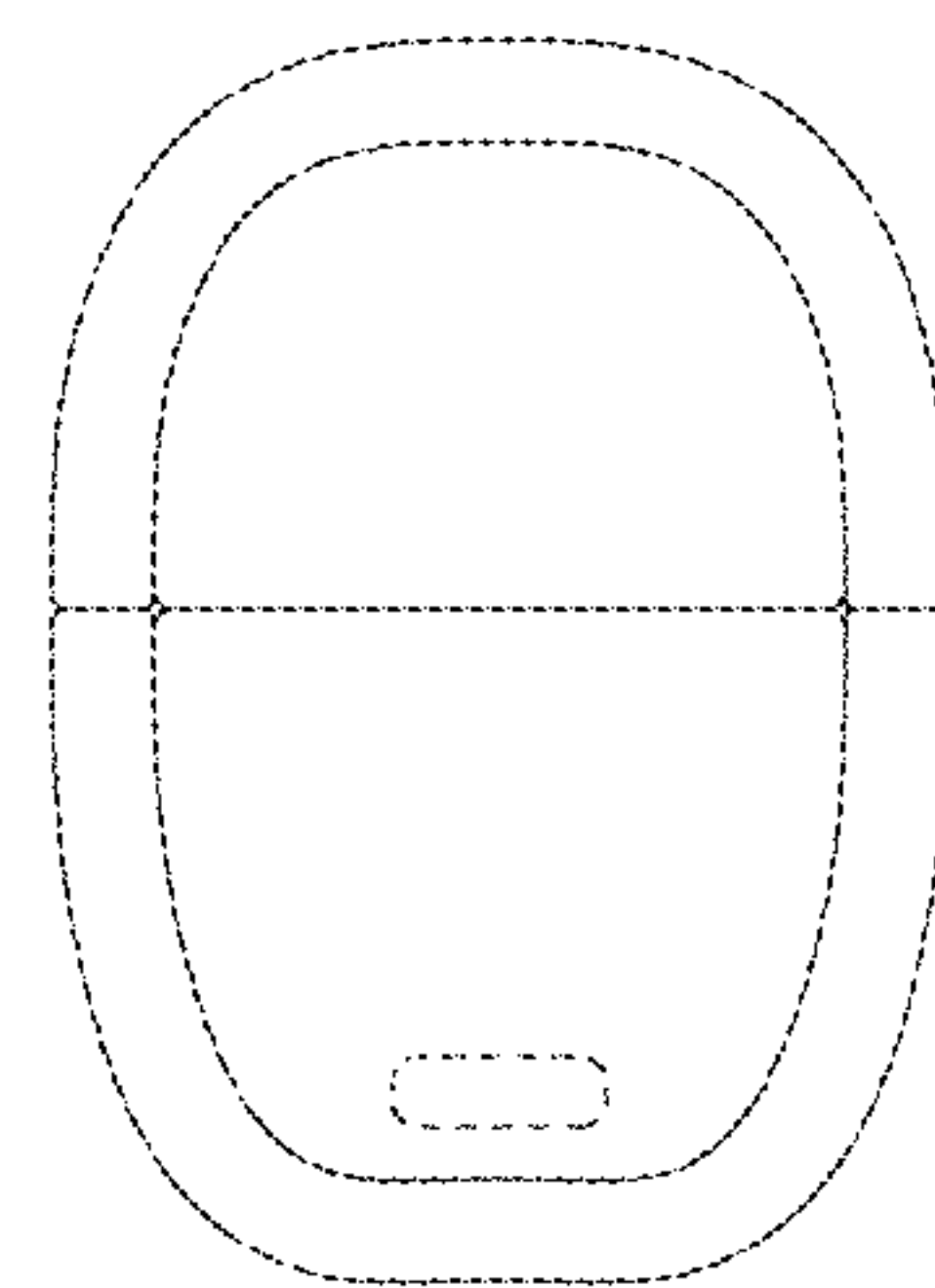


FIG. 28