



US00D942742S

(12) **United States Design Patent** (10) **Patent No.:** **US D942,742 S**  
**King** (45) **Date of Patent:** **\*\* Feb. 8, 2022**

(54) **HEADBAND**

(71) Applicant: **Restorear Devices, LLC**, Kirkland, WA (US)

(72) Inventor: **Curtis S. King**, Kirkland, WA (US)

(73) Assignee: **Restorear LLC**, Kirkland, WA (US)

(\*\*) Term: **15 Years**

(21) Appl. No.: **29/724,104**

(22) Filed: **Feb. 12, 2020**

(51) **LOC (13) Cl.** ..... **02-03**

(52) **U.S. Cl.**

USPC ..... **D2/877; D29/102**

(58) **Field of Classification Search**

USPC ..... D2/500, 865, 866, 868, 869, 871, 874, D2/875, 877, 881, 891, 894; D24/128, D24/190; D28/41; D29/102, 104, 108, D29/112

CPC ..... A41D 20/00; A41D 20/005; A41D 23/00; A42B 1/00; A42B 1/08; A42B 1/086; A42B 1/22; A42B 3/00; A42B 3/04; A42B 3/046; A42B 3/06; A42B 3/10; A42B 3/12; A42B 3/16; A42C 5/02; A61F 11/00

See application file for complete search history.

(56) **References Cited**

**U.S. PATENT DOCUMENTS**

- 2,405,326 A \* 8/1946 Plotsky ..... A61F 11/06 2/209
- D192,070 S \* 1/1962 Wall ..... D29/112
- 4,805,239 A \* 2/1989 Ciago ..... A41D 11/00 2/209
- D558,353 S \* 12/2007 Katz ..... D24/189
- 7,761,932 B2 \* 7/2010 Faussett ..... H04R 5/0335 2/209
- D736,394 S \* 8/2015 Owoc ..... D24/190

- D794,282 S \* 8/2017 Aimone ..... D2/875
- D870,298 S \* 12/2019 Sigurdsson ..... D24/190
- D913,596 S \* 3/2021 Warnock ..... D29/102
- D918,539 S \* 5/2021 Yu ..... D2/875
- 2009/0013447 A1 \* 1/2009 Drosihn ..... A42B 1/0188 2/209

(Continued)

*Primary Examiner* — Jasmine Mlinarcik

(74) *Attorney, Agent, or Firm* — Brian C. Trask

(57) **CLAIM**

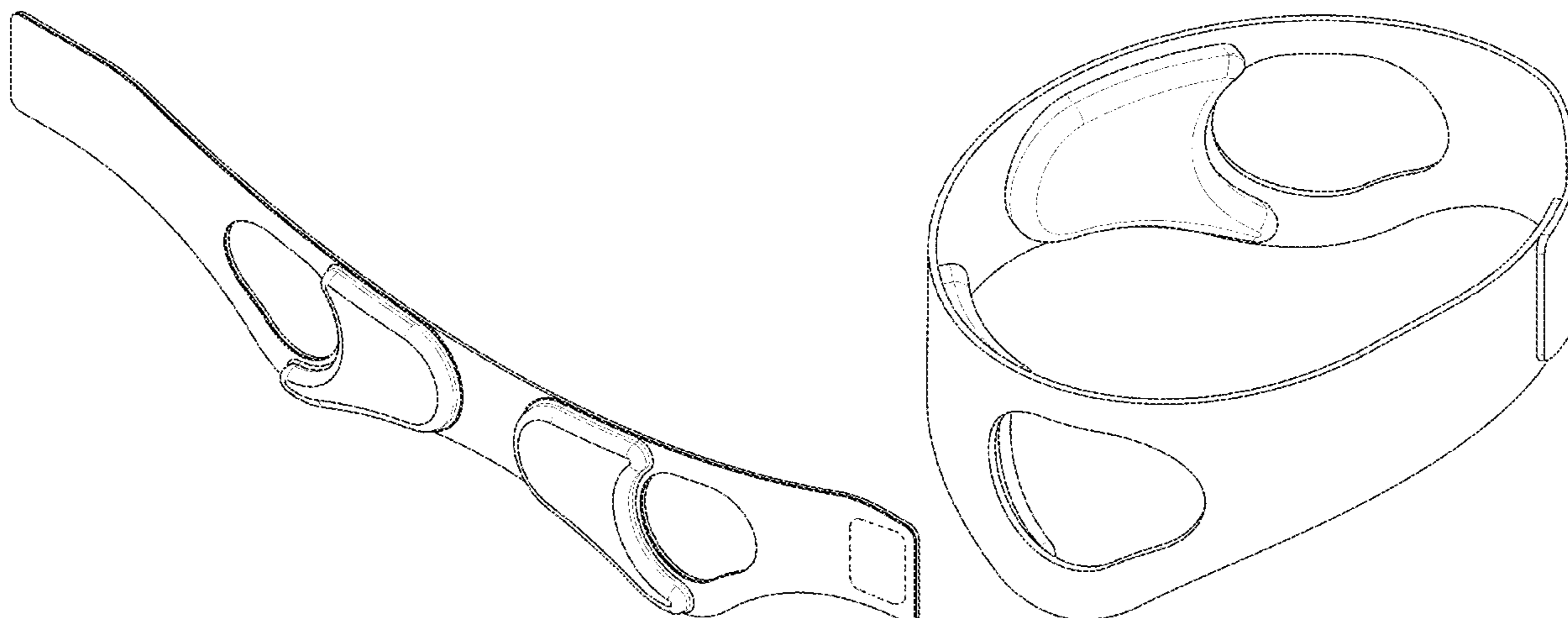
The ornamental design for a headband, as shown and described.

**DESCRIPTION**

FIG. 1 is a front view of my headband;  
 FIG. 2 is a back view of the headband illustrated in FIG. 1;  
 FIG. 3 is a top view of the headband illustrated in FIG. 1;  
 FIG. 4 is a bottom view of the headband illustrated in FIG. 1;  
 FIG. 5 is a side view of the headband illustrated in FIG. 1;  
 FIG. 6 is a front-side isometric view of the headband illustrated in FIG. 1;  
 FIG. 7 is a back-side isometric view of the headband illustrated in FIG. 1;  
 FIG. 8 is a top isometric view of the headband illustrated in FIG. 1, in an assembled configuration;  
 FIG. 9 is a bottom isometric view of the headband illustrated in FIG. 8;  
 FIG. 10 is a side view of the headband illustrated in FIG. 1, installed on a human head; and,  
 FIG. 11 is a front view of the headband illustrated in FIG. 1, installed on a human head.

The broken lines of the headband depict portions of the headband that forms no part of the claim. The partial human figure illustrated by broken lines assists to portray the headband in a position of use and does not form part of the claimed design.

**1 Claim, 11 Drawing Sheets**



(56)

**References Cited**

U.S. PATENT DOCUMENTS

2011/0214213 A1\* 9/2011 Foreman ..... A42B 1/00  
2/7  
2020/0077768 A1\* 3/2020 Mirzaians ..... A45D 44/12

\* cited by examiner

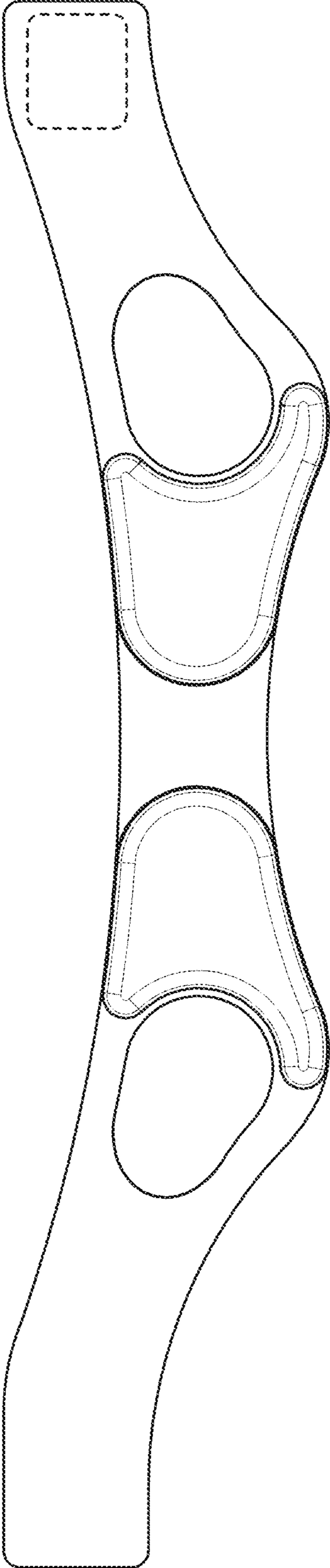


FIG. 1

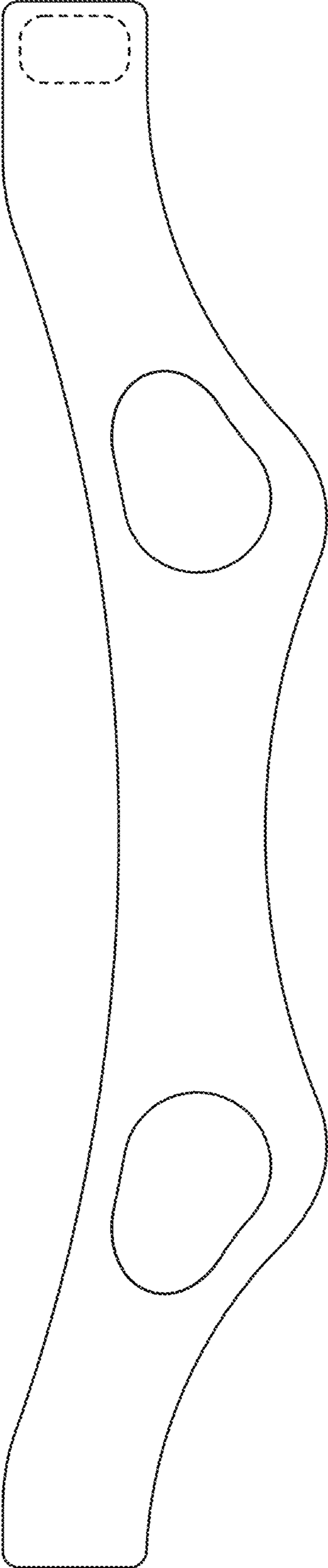


FIG. 2



FIG. 3



FIG. 4

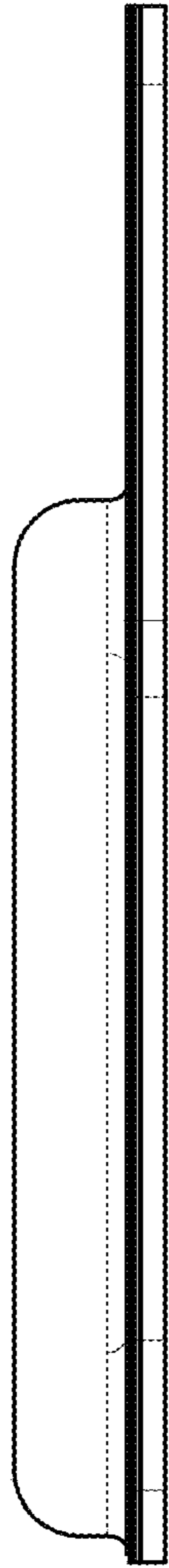


FIG. 5

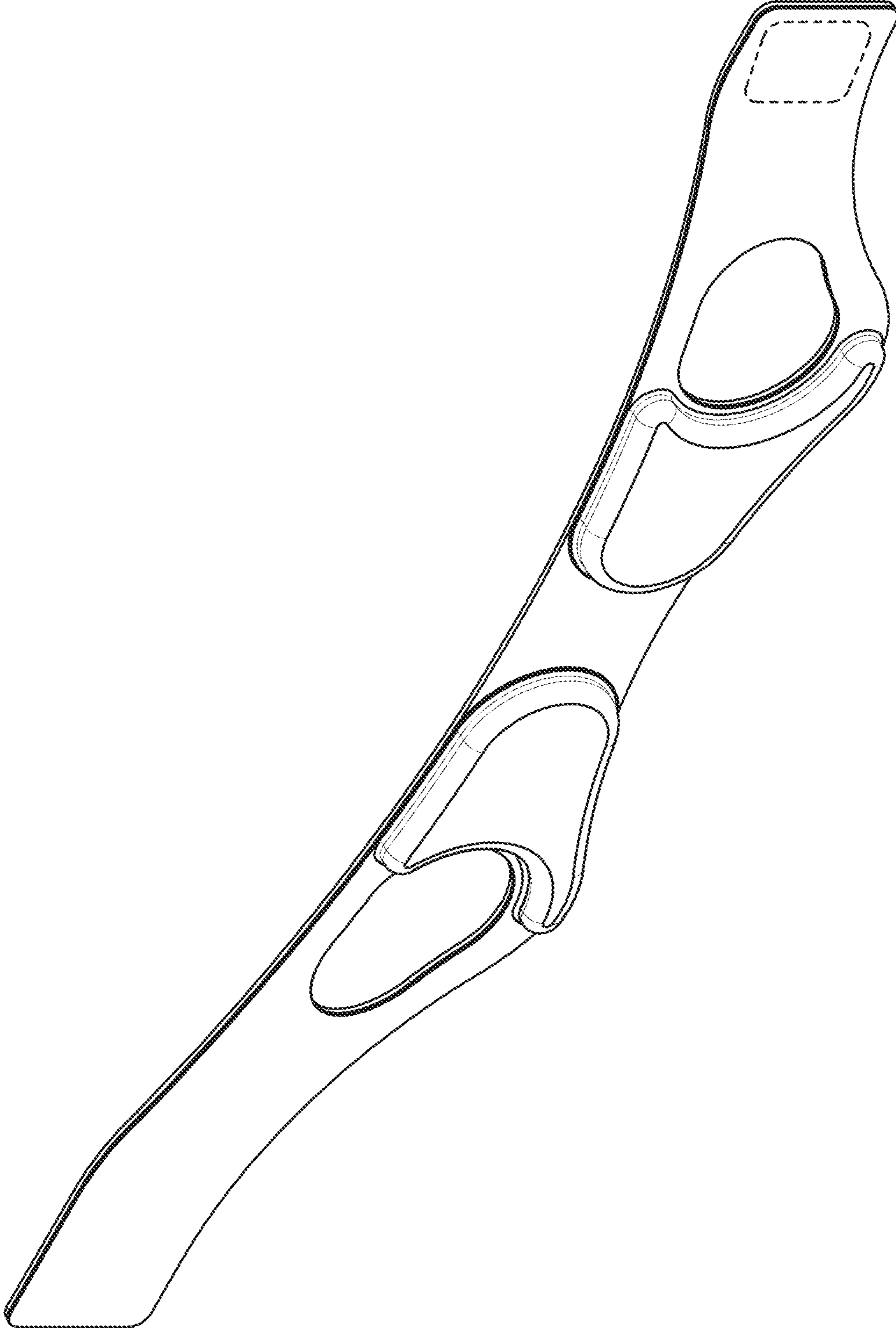


FIG. 6



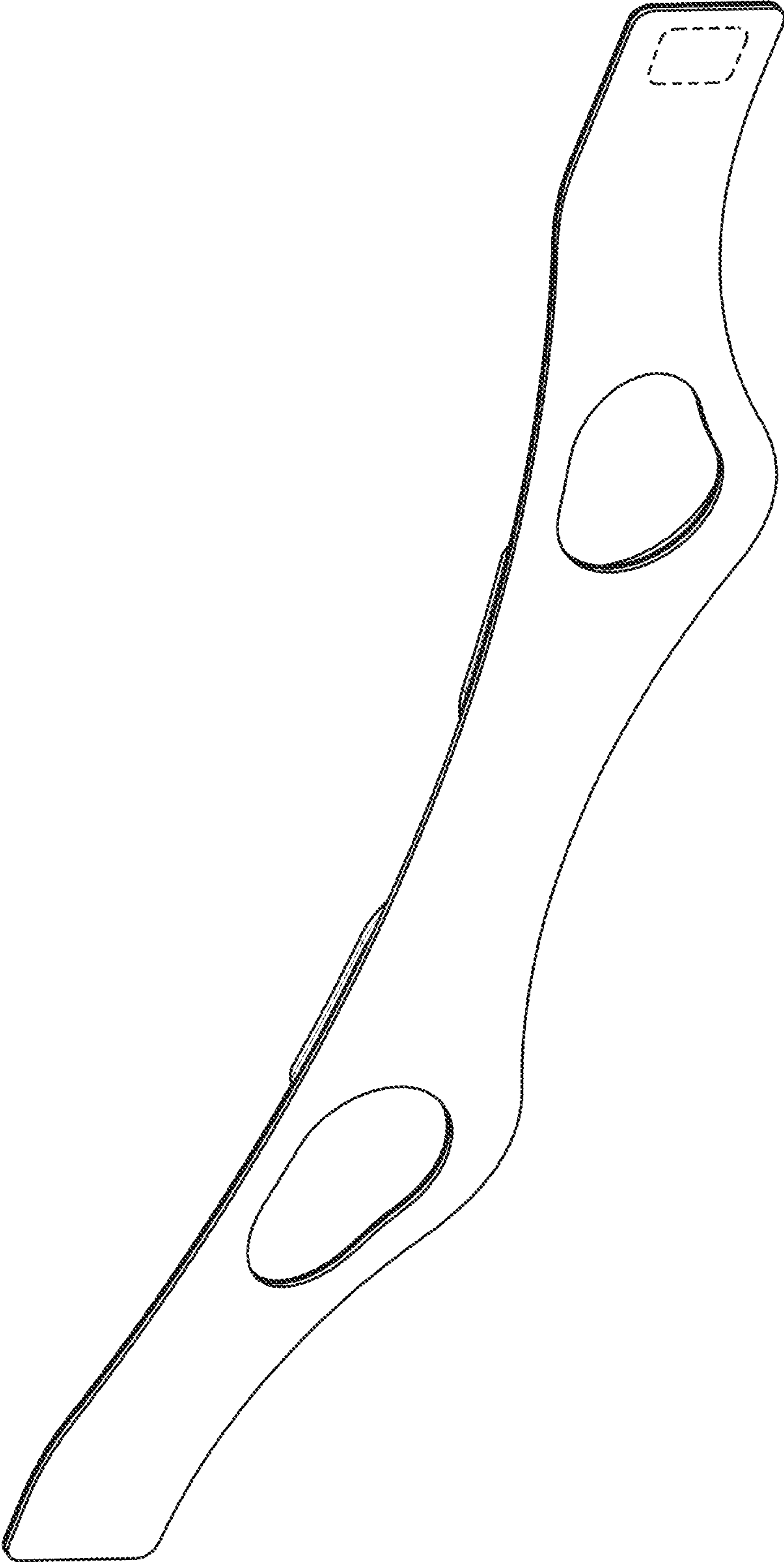


FIG. 7

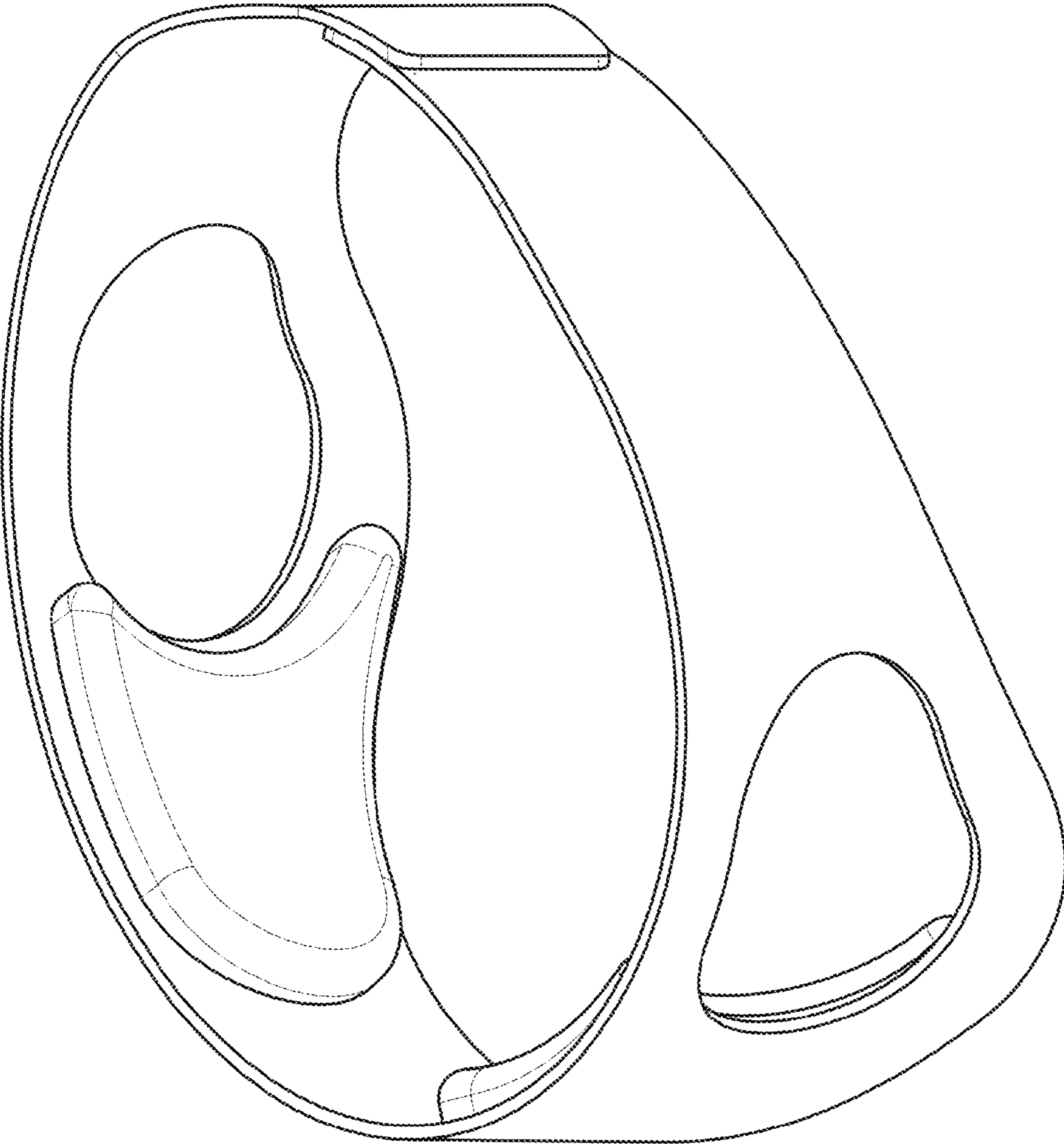


FIG. 8

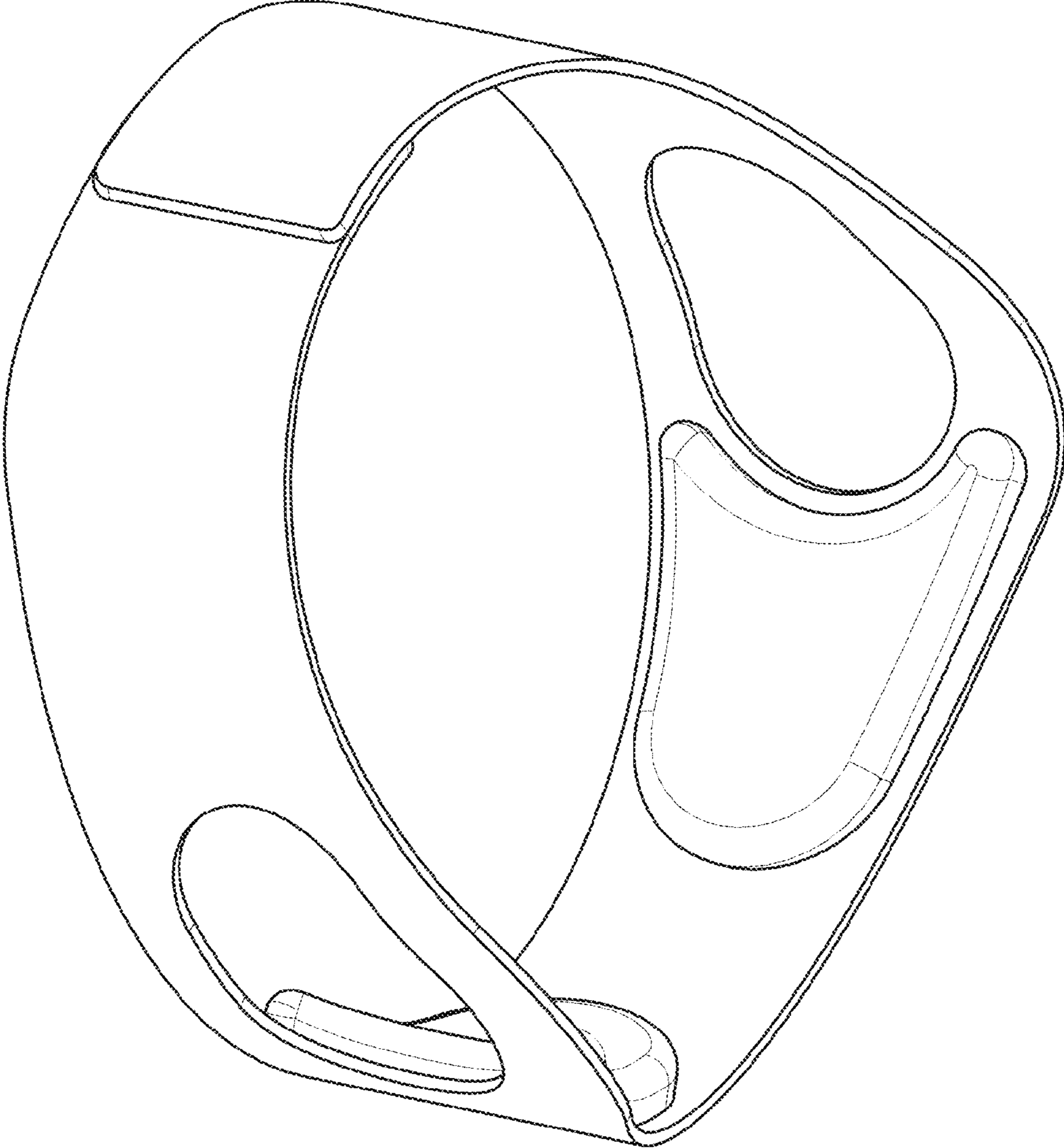


FIG. 9

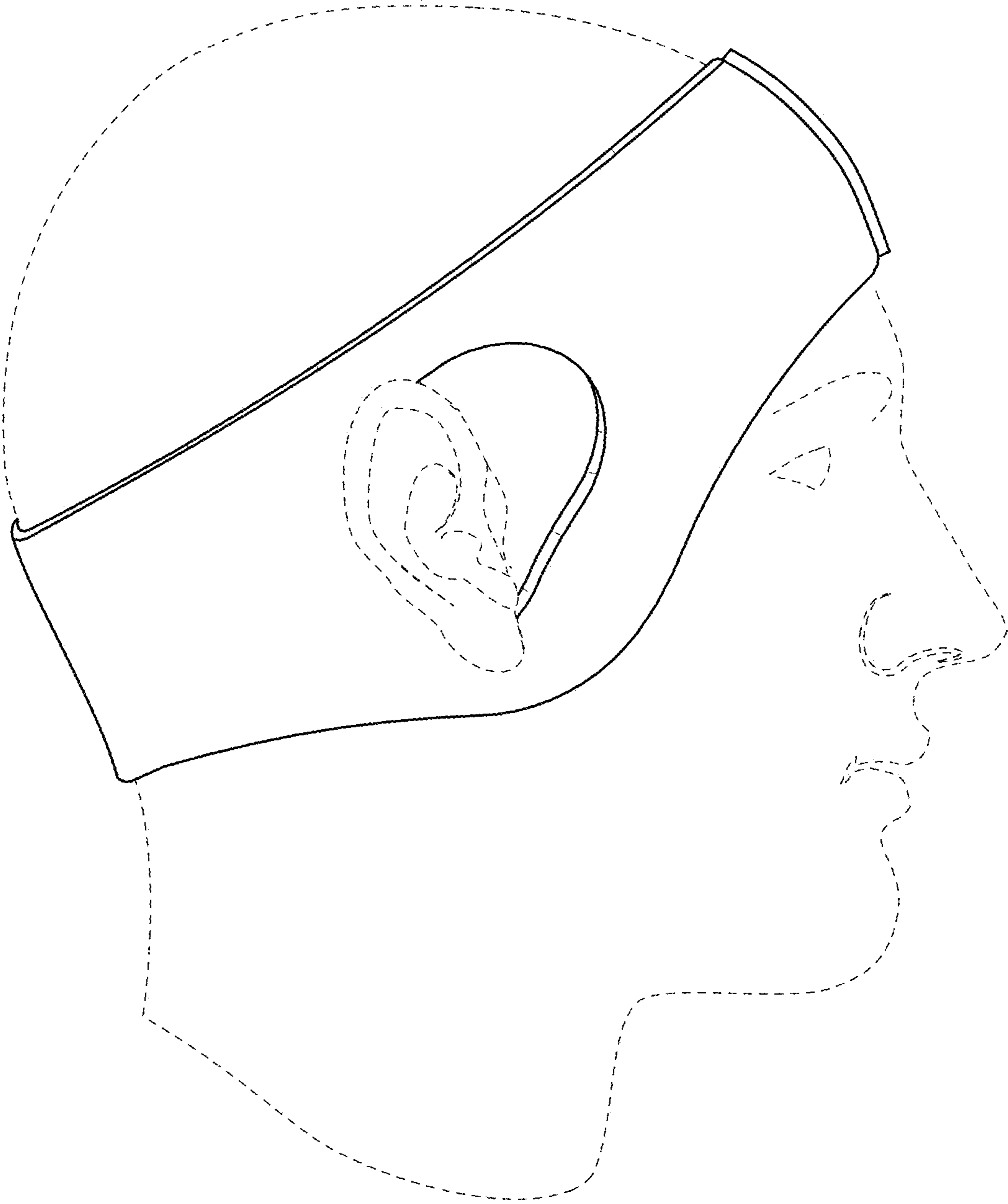


FIG. 10

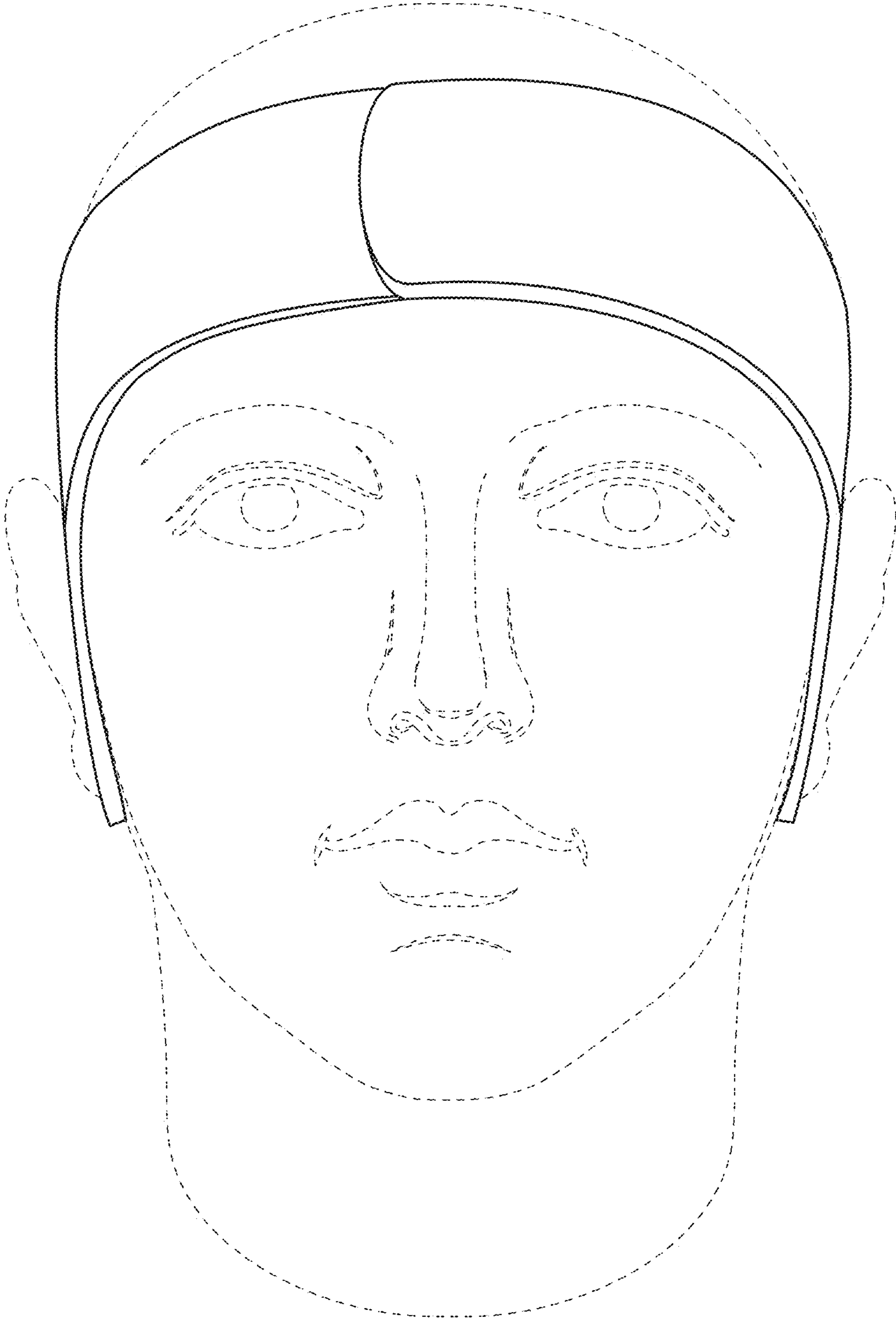


FIG. 11