



US00D942735S

(12) **United States Design Patent**  
**Chen**

(10) **Patent No.:** **US D942,735 S**

(45) **Date of Patent:** **\*\* Feb. 1, 2022**

(54) **WALL-MOUNTED SAFE**

(71) Applicant: **Xiaowei Chen**, Shenzhen (CN)

(72) Inventor: **Xiaowei Chen**, Shenzhen (CN)

(\*\*) Term: **15 Years**

(21) Appl. No.: **29/747,304**

(22) Filed: **Aug. 21, 2020**

(51) **LOC (13) Cl.** ..... **99-00**

(52) **U.S. Cl.**  
USPC ..... **D99/28**

(58) **Field of Classification Search**  
USPC .... D99/28, 34, 35, 36, 43, 99; D3/201, 273;  
D18/3.1, 3.3, 12.1, 12.2  
CPC ..... A45C 1/12; A45C 2001/125; A45C  
2001/102; A45C 2001/104; A45C  
2001/006; A45C 2001/003; A45C  
2001/105; A45C 2001/107; E05G 1/00;  
E05G 1/005; E05G 1/024; E05G 1/026;  
E05G 5/00; E05G 7/00; E05G 7/001;  
E05G 2700/00; E05G 2700/02; B63C  
7/30; G07D 9/00; G07D 9/002; G07D  
9/004; G07D 9/006; G07D 9/008; G07D  
9/02; G07D 9/04; G07D 9/06; G07D  
9/065; G07D 11/00; G07D 11/0021;  
G07D 13/00; G07D 2201/00; G07D  
2211/00; G07F 9/06; G07F 9/08

See application file for complete search history.

(56) **References Cited**

**U.S. PATENT DOCUMENTS**

4,669,394	A *	6/1987	Fogleman	.....	E05G 1/02 109/59 T
D368,249	S *	3/1996	Ferrer	.....	D12/423
D426,059	S *	6/2000	Siler	.....	D3/294
D445,124	S *	7/2001	Naito	.....	D18/3.3
6,405,861	B1 *	6/2002	Siler	.....	F41C 33/06 206/1.5
6,843,081	B1 *	1/2005	Painter	.....	F41C 33/06 109/45
D598,175	S	8/2009	Pendleton		

D617,525	S *	6/2010	Taylor	.....	D99/28
D617,974	S *	6/2010	Alfeld, Sr.	.....	D99/28
D634,915	S *	3/2011	Nave	.....	D99/28
8,104,313	B2 *	1/2012	Wolfe	.....	A47B 81/00 70/63
9,441,409	B2 *	9/2016	Smietana	.....	G07C 9/00817
D782,148	S *	3/2017	Rohan	.....	D99/28
D814,739	S *	4/2018	Coutinho	.....	D99/28
D838,079	S *	1/2019	Hill	.....	D99/28

(Continued)

**OTHER PUBLICATIONS**

GunVault SpeedVault SV500, [\*Primary Examiner\* — Elizabeth J Oswecki](https://www.gunsafesnow.com/gunvault-speedvault-sv500/?sku=SV500&msclkid=ad57a2a174b41d3e0a91c3a8c2e03aec&utm_source=bing&utm_medium=cpc&utm_campaign=**LP%20-%20Shop%20-%20Safes%20-%20Handgun%20%26%20Pistol&utm_term=4577747947223377&utm_content=2038%20%7C%20GunVault, 2021. (Year: 2021).*</a></p></div>
<div data-bbox=)

(57) **CLAIM**

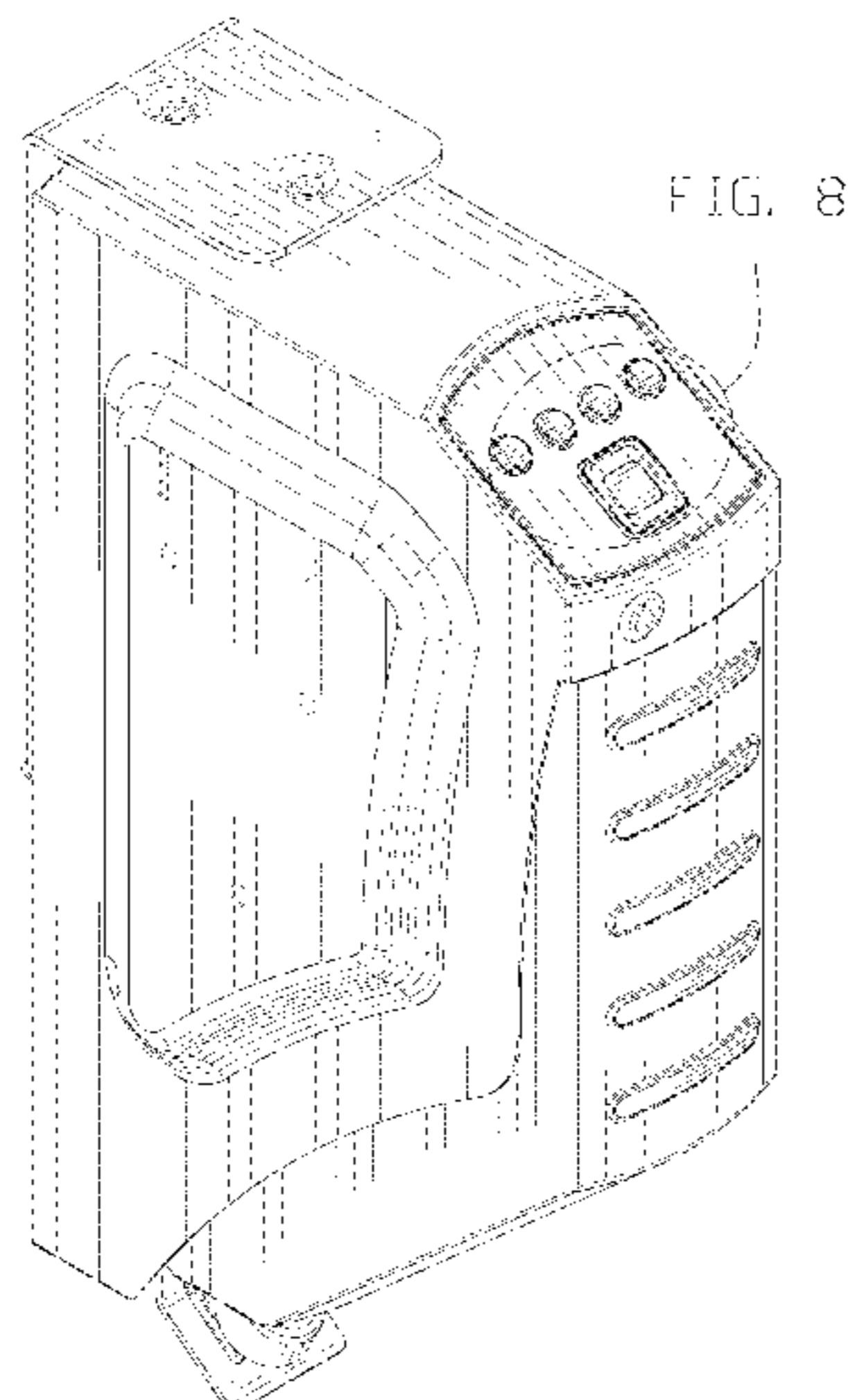
The ornamental design for a wall-mounted safe, as shown and described.

**DESCRIPTION**

FIG. 1 is a perspective view of a wall-mounted safe, showing my new design;  
FIG. 2 is a front view thereof;  
FIG. 3 is a rear view thereof;  
FIG. 4 is a left side view thereof;  
FIG. 5 is a right side view thereof;  
FIG. 6 is a top view thereof;  
FIG. 7 is a bottom view thereof; and,  
FIG. 8 is an enlarged portion view labeled, 'FIG. 8' in FIG. 1.

The even broken lines in the figures illustrate portions of the wall-mounted safe that form no part of the claimed design. The dash dot dash lines in FIGS. 1 and 8 are for the purpose of depicting the boundary lines of the enlarged view and form no part of the claimed design.

**1 Claim, 8 Drawing Sheets**



(56)

**References Cited**

U.S. PATENT DOCUMENTS

D843,679 S \* 3/2019 Hill ..... D99/28  
2017/0270737 A1 \* 9/2017 Sakamoto ..... G07F 7/04  
2019/0122478 A1 \* 4/2019 Sanda ..... G07D 7/17

\* cited by examiner

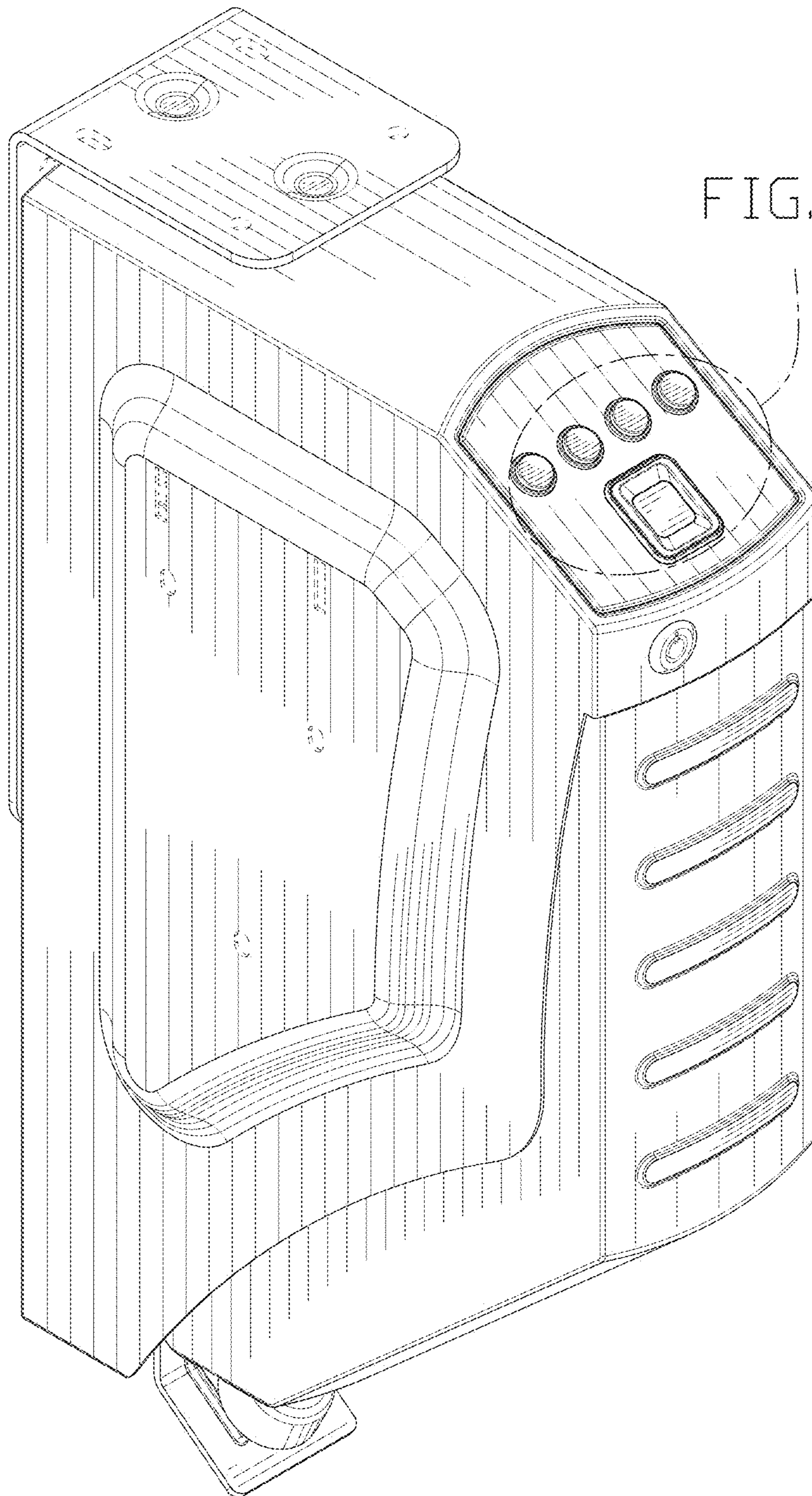


FIG. 8

FIG. 1

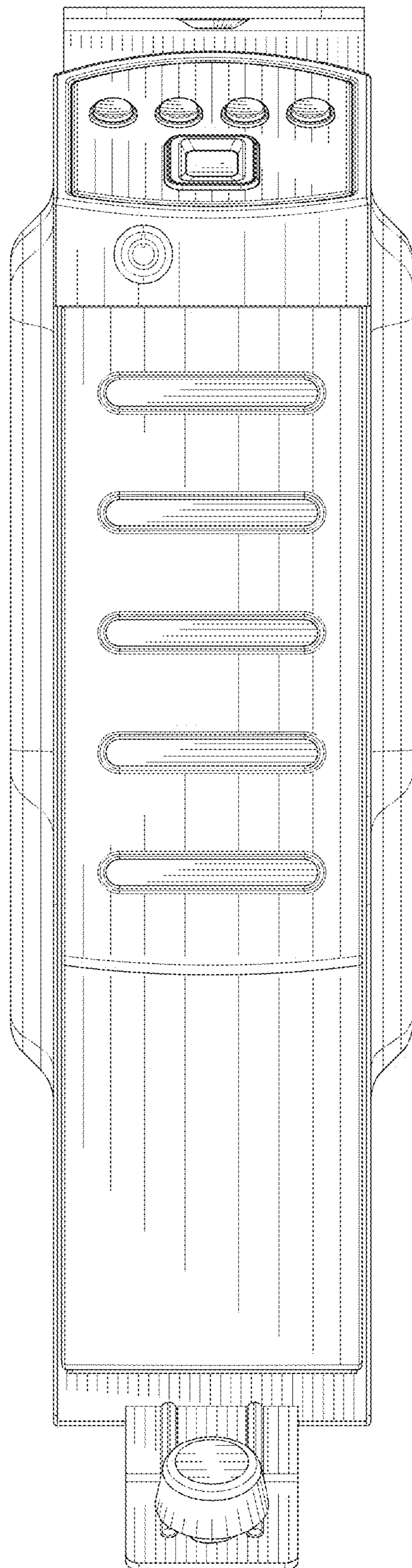


FIG. 2

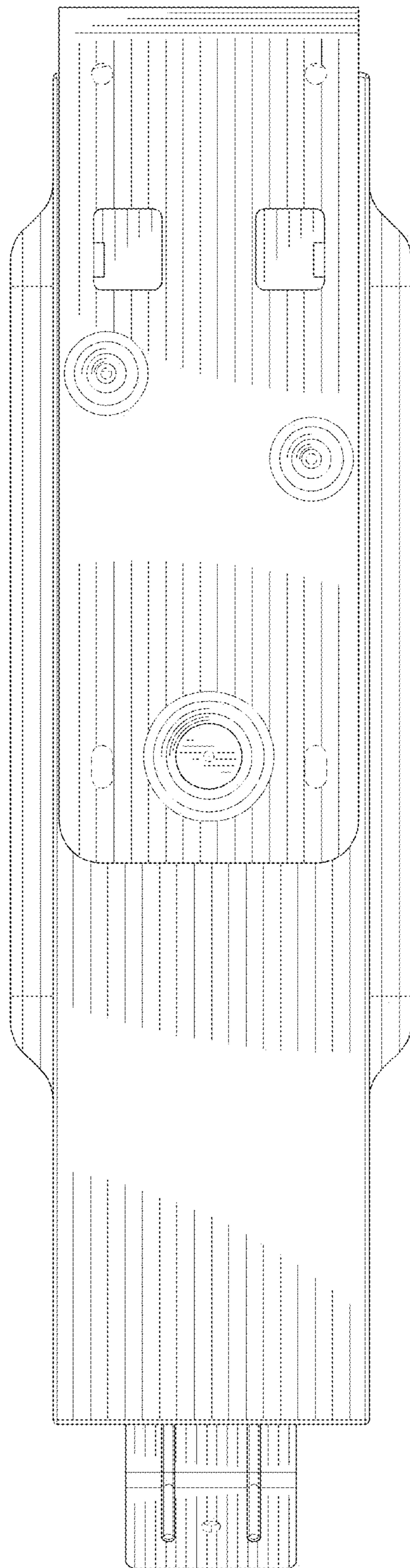


FIG. 3

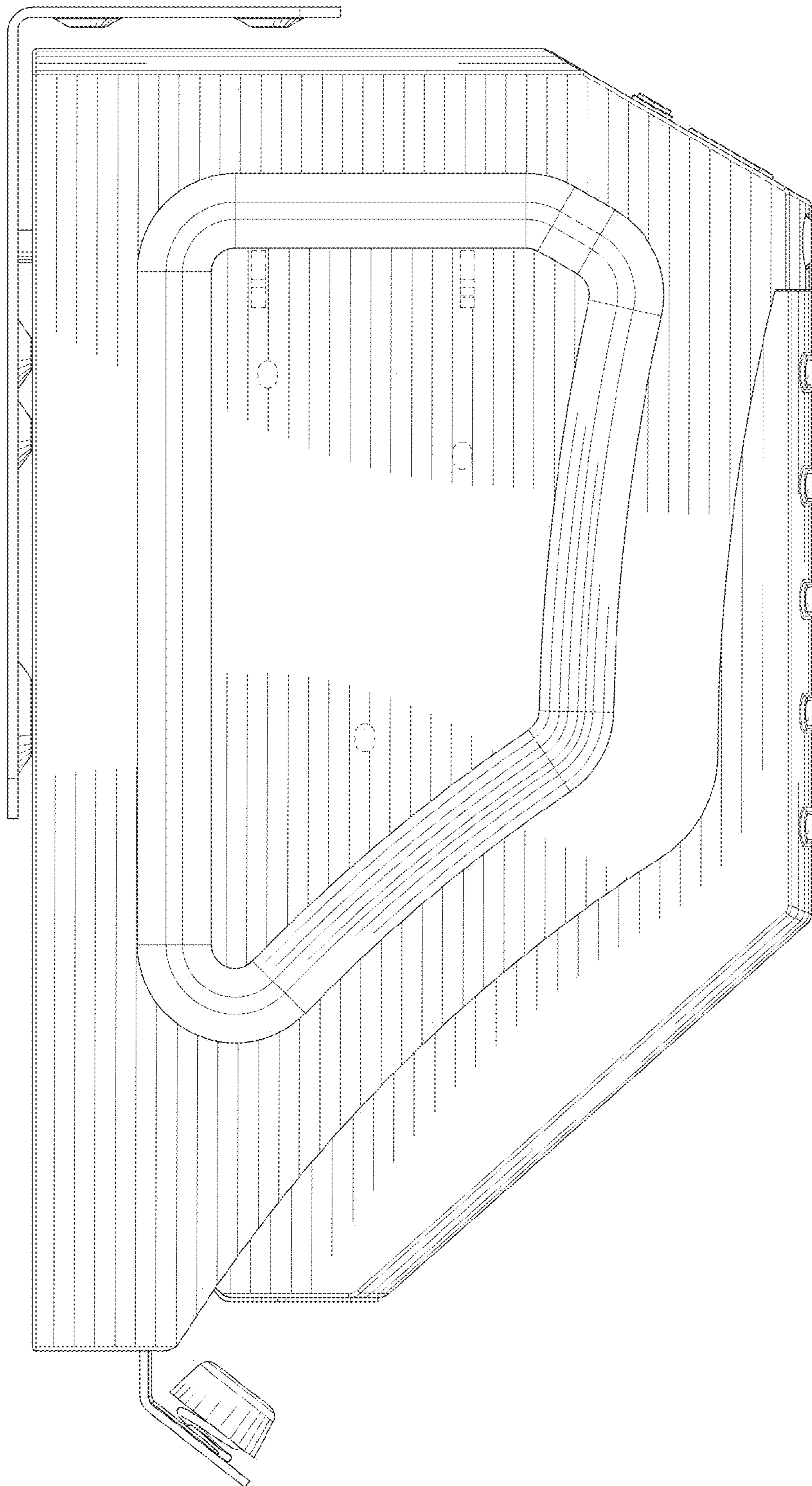


FIG. 4

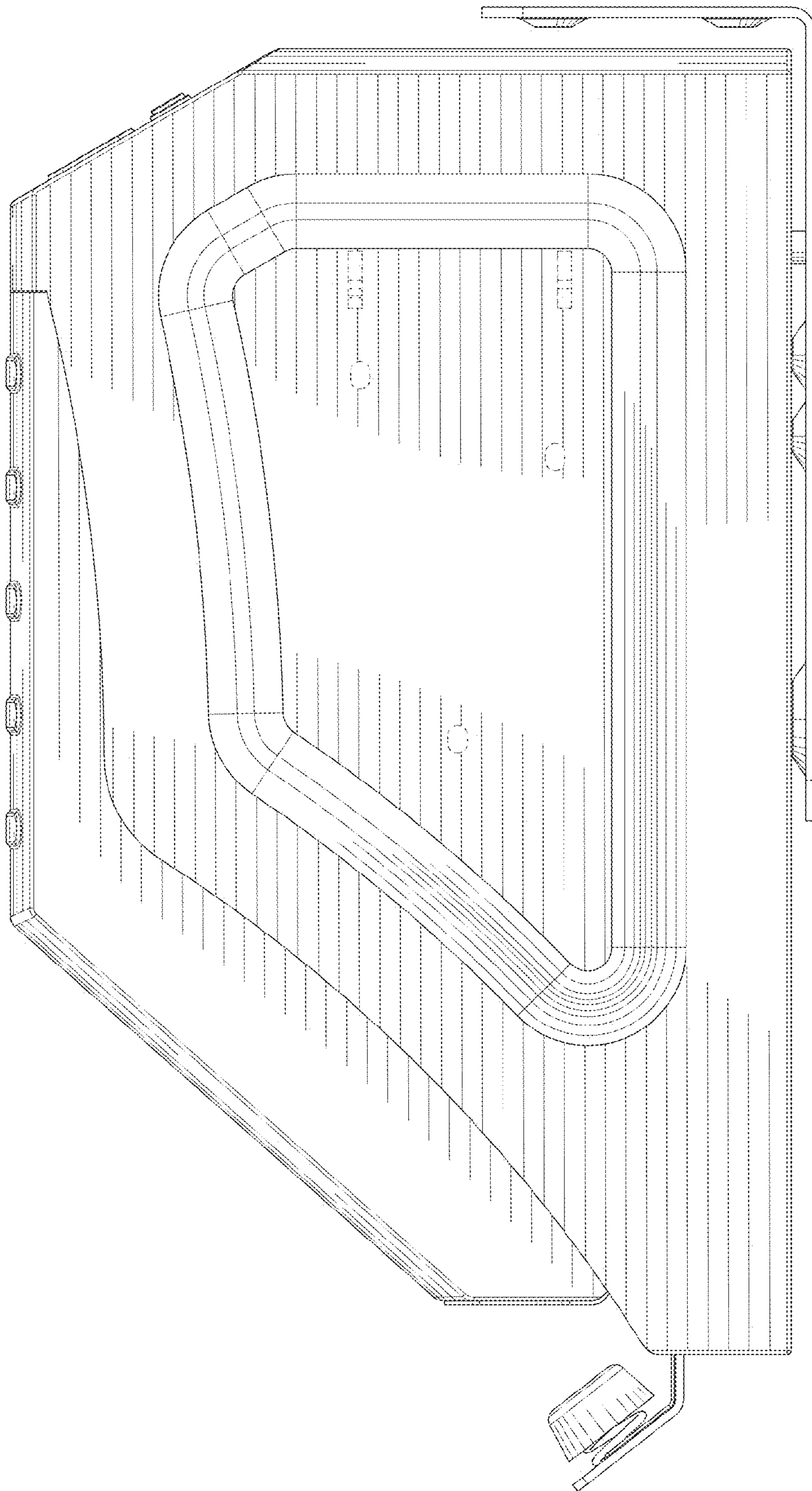


FIG. 5

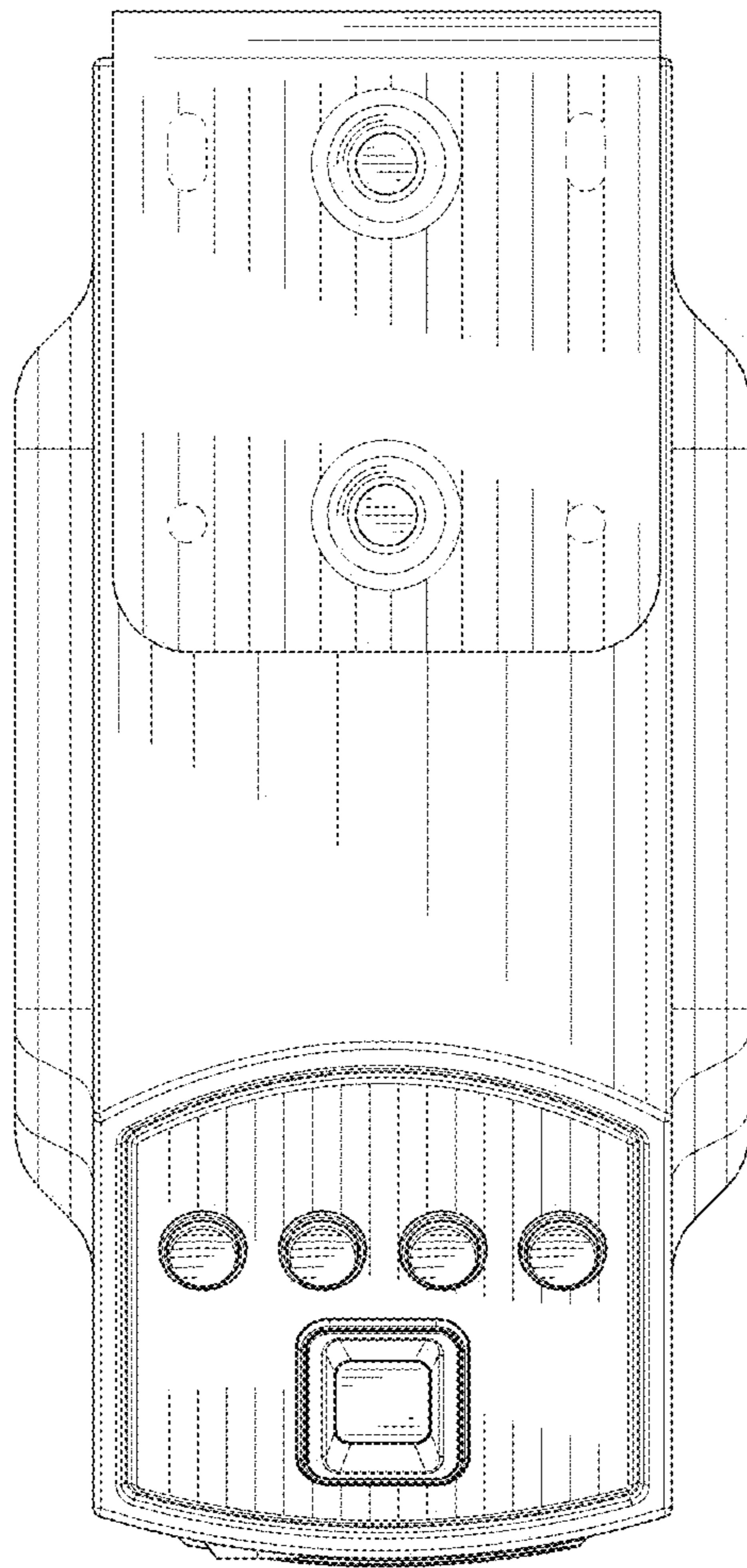


FIG. 6



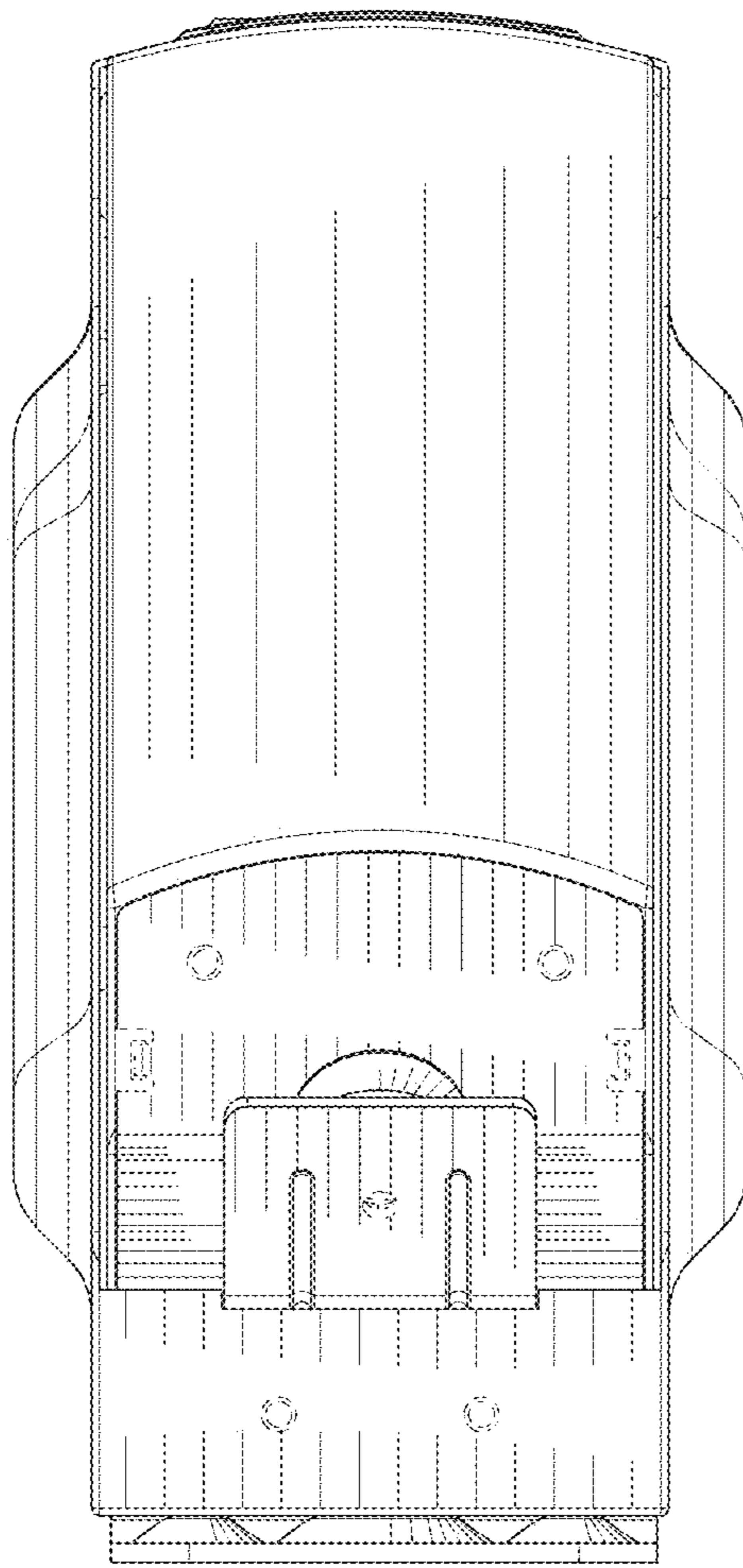


FIG. 7

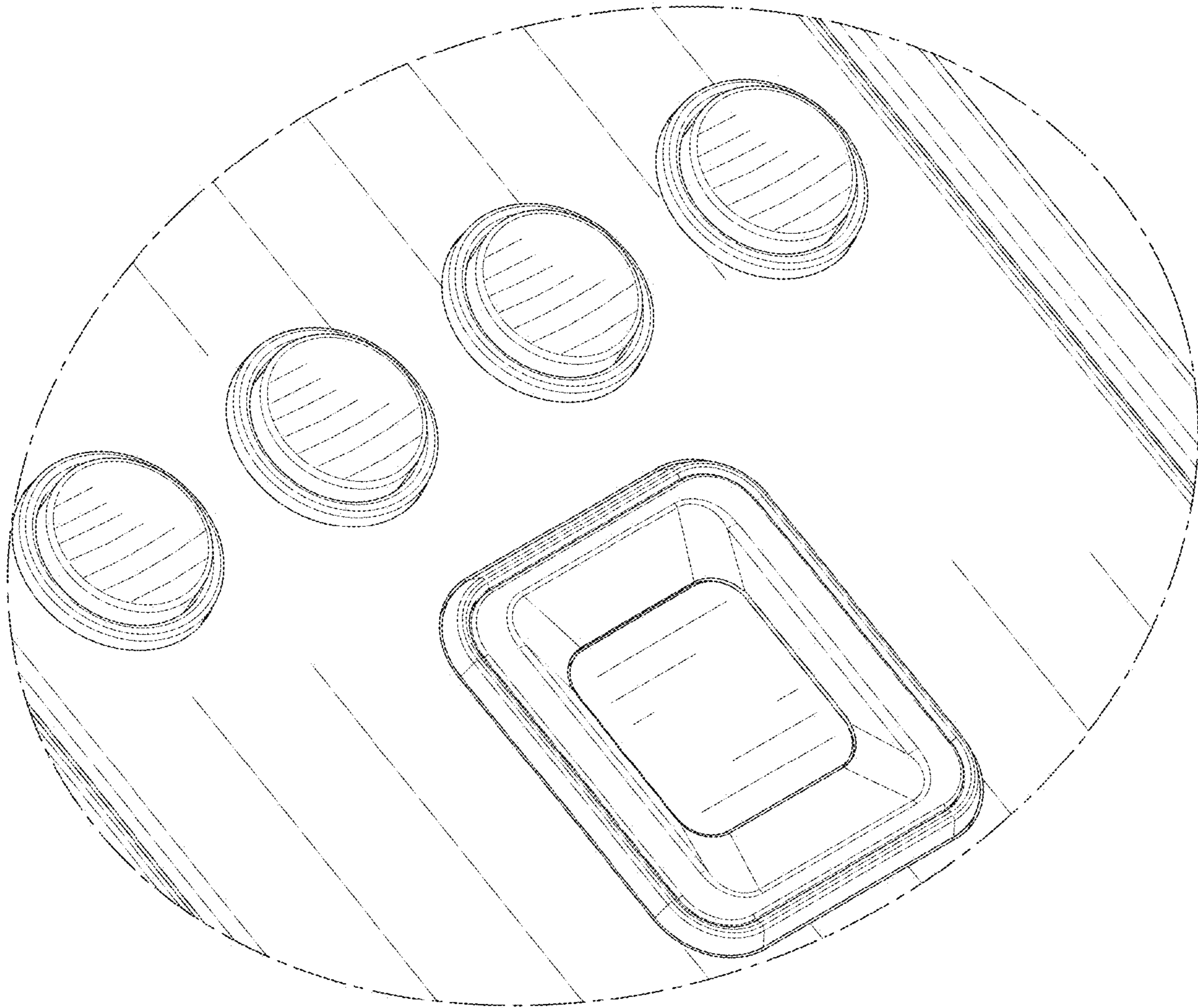


FIG. 8