



US00D942709S

(12) **United States Design Patent**  
**Kim et al.**

(10) **Patent No.: US D942,709 S**

(45) **Date of Patent: \*\* Feb. 1, 2022**

- (54) **PADDED JACKET FOR PETS**
- (71) Applicant: **Fashion Factory Co. Ltd**, Seoul (KR)
- (72) Inventors: **Ilho Kim**, Seoul (KR); **Keum Kyu Jeon**, Seoul (KR)
- (73) Assignee: **FASHION FACTORY CO. LTD**, Seoul (KR)
- (\*\*) Term: **15 Years**
- (21) Appl. No.: **29/800,671**
- (22) Filed: **Jul. 22, 2021**

**Related U.S. Application Data**

- (62) Division of application No. 35/510,327, filed on Feb. 21, 2020 (U.S. filing date under 35 U.S.C. 384), and having an international filing date of Feb. 21, 2020.
- (51) **LOC (13) Cl.** ..... **30-01**
- (52) **U.S. Cl.**  
USPC ..... **D30/145**
- (58) **Field of Classification Search**  
USPC ..... D30/144, 145, 151, 199; D24/188, 190; D2/718, 719, 829  
CPC ..... A01K 13/00; A01K 13/006  
See application file for complete search history.

(56) **References Cited**

**U.S. PATENT DOCUMENTS**

- 2,417,803 A \* 3/1947 De Mar ..... A01K 13/006  
54/79.1
- D457,276 S \* 5/2002 Lidis ..... D30/145
- D526,452 S \* 8/2006 Crain ..... D30/145

- D679,872 S \* 4/2013 Rissanen ..... D30/145
- D777,996 S \* 1/2017 Thitz ..... D30/145
- D845,557 S \* 4/2019 Whyte ..... D30/145
- D867,681 S \* 11/2019 Yun ..... D30/145
- D884,311 S \* 5/2020 Hodges ..... D2/829
- D931,577 S \* 9/2021 Baker ..... D2/828
- 2008/0223310 A1\* 9/2008 Remick ..... A01K 13/006  
119/792
- 2010/0313825 A1\* 12/2010 Friedland ..... A01K 13/006  
119/850
- 2011/0155077 A1\* 6/2011 Hurwitz ..... A01K 13/006  
119/850
- 2013/0160181 A1\* 6/2013 Mohr ..... A41B 13/06  
2/69

\* cited by examiner

*Primary Examiner* — Kendra Leslie Hamilton

(74) *Attorney, Agent, or Firm* — STIP Law Group, LLC

(57) **CLAIM**

The ornamental design for a padded jacket for pets, as shown and described.

**DESCRIPTION**

FIG. 1 is a top, front, right perspective view of a padded jacket for pets, showing my new design; FIG. 2 is a front elevation view thereof; FIG. 3 is a rear elevation view thereof; FIG. 4 is a left side elevation view thereof; FIG. 5 is a right side elevation view thereof; FIG. 6 is a top plan view thereof; FIG. 7 is a bottom plan view thereof; and, FIG. 8 is a bottom, rear perspective view of the padded jacket for pets of FIG. 1, shown in an alternate configuration for clarity of disclosure.

**1 Claim, 8 Drawing Sheets**






FIG. 1





FIG. 2






FIG. 3





FIG. 4




FIG. 5






FIG. 6





FIG. 7





FIG. 8

