



US00D942694S

(12) **United States Design Patent** (10) **Patent No.:** **US D942,694 S**
Yang (45) **Date of Patent:** **** Feb. 1, 2022**

(54) **BACK SCRATCHER**

(71) Applicant: **SHENZHEN JCZ COMMERCE AND TRADE CO., LTD.**, Shenzhen (CN)

(72) Inventor: **Jinrui Yang**, Shenzhen (CN)

(73) Assignee: **SHENZHEN JCZ COMMERCE AND TRADE CO., LTD.**, Shenzhen (CN)

(**) Term: **15 Years**

(21) Appl. No.: **29/768,414**

(22) Filed: **Jan. 29, 2021**

(51) **LOC (13) Cl.** **28-99**

(52) **U.S. Cl.**
USPC **D28/91.2**

(58) **Field of Classification Search**
USPC D28/91.2; D4/134, 132; D24/214–215
CPC A61H 2201/169–1695; A61H 7/003; A61H 2205/081

See application file for complete search history.

(56) **References Cited**

U.S. PATENT DOCUMENTS

D280,449 S *	9/1985	Colognori	D24/211
D536,823 S *	2/2007	Colacioppo	D28/7
D672,925 S *	12/2012	Hungerford	D30/158
D732,741 S *	6/2015	Bowling	D28/91.2
D750,327 S *	2/2016	Patchen	D28/91.2
D817,572 S *	5/2018	Hall	D32/46
D825,192 S *	8/2018	Duvall	A46B 5/021 D4/134
D836,844 S	12/2018	Rice	
D840,608 S *	2/2019	Snead, Sr.	D30/159
D865,991 S *	11/2019	Grigorenko	D24/215

D890,997 S *	7/2020	Allen	D28/91.2
D908,287 S *	1/2021	Zheng	D28/91.2
D914,988 S *	3/2021	LaBonte	D28/91.2
D925,128 S *	7/2021	Yang	D28/91.2
2006/0253054 A1 *	11/2006	Wright	A61H 7/003 601/137
2017/0042755 A1 *	2/2017	Kelnhofer	A61H 7/003

OTHER PUBLICATIONS

LotoLE 2 pack cat paw backscratcher, www.amazon.com, 1 page, first available Aug. 2021 (Year: 2021).*

* cited by examiner

Primary Examiner — Jennifer Rivard

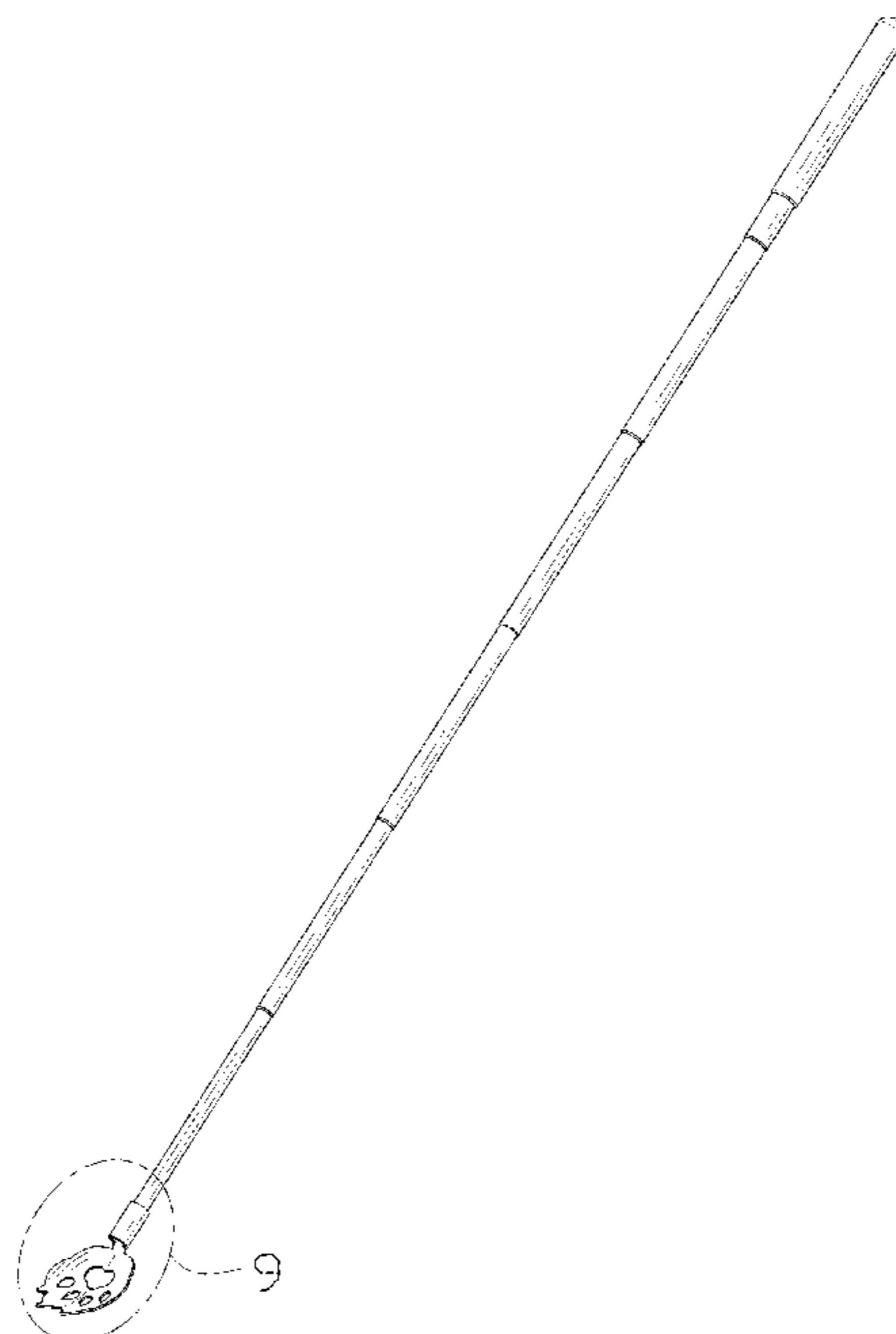
(57) **CLAIM**

The ornamental design for a back scratcher, as shown and described.

DESCRIPTION

FIG. 1 is a perspective view of a back scratcher showing my new design in an extended state;
FIG. 2 is a front elevational view thereof;
FIG. 3 is a rear elevational view thereof;
FIG. 4 is a left side elevational view thereof;
FIG. 5 is a right side elevational view thereof;
FIG. 6 is an enlarged top plan view of the back scratcher;
FIG. 7 is an enlarged bottom plan view of the back scratcher;
FIG. 8 is a perspective view of the back scratcher shown in a shortened state; and,
FIG. 9 is an enlarged view of portion 9 shown in FIG. 1.

1 Claim, 9 Drawing Sheets



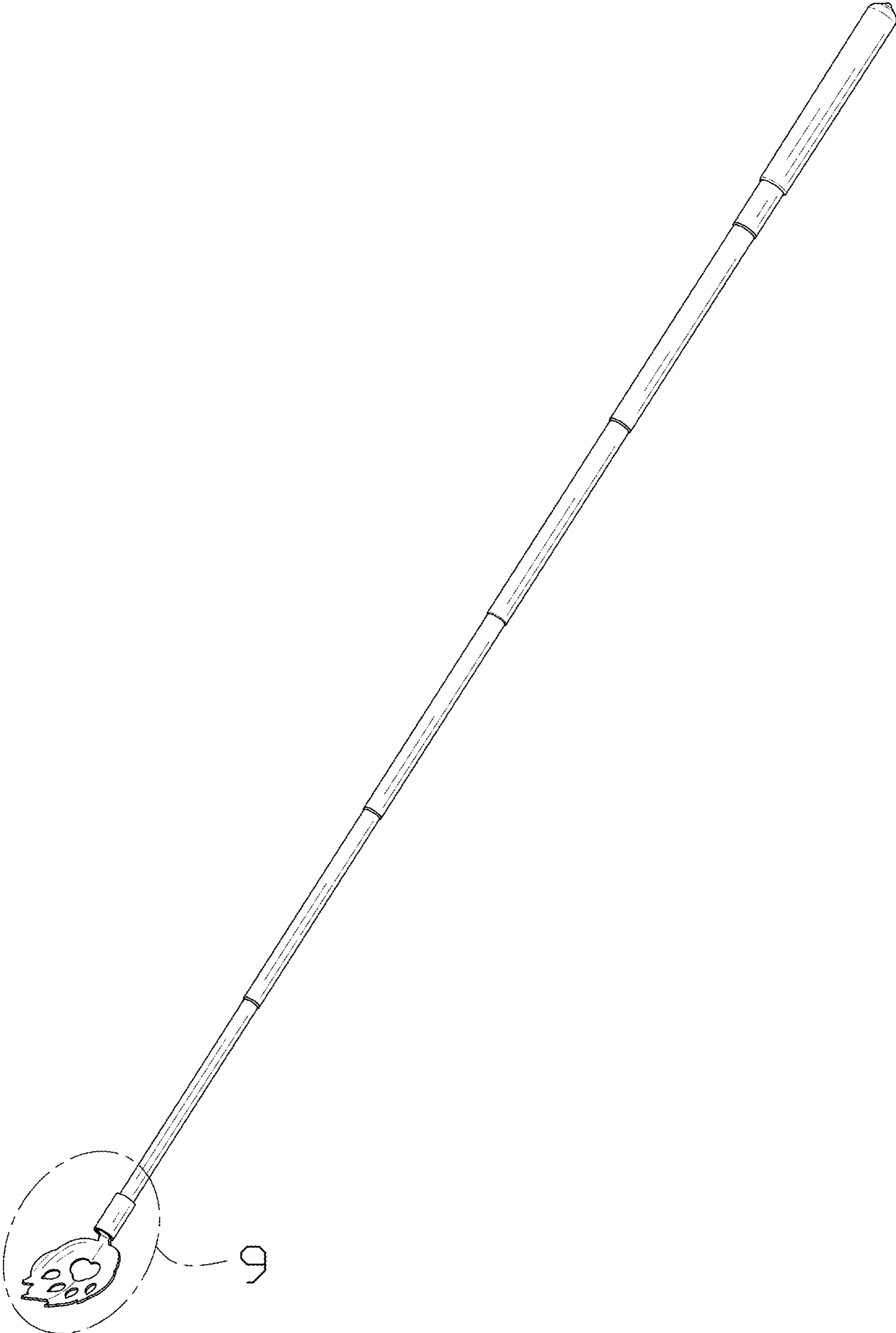


FIG. 1

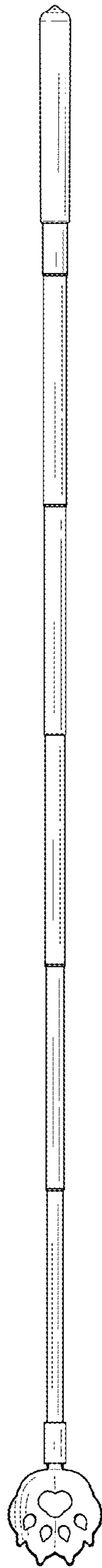


FIG. 2

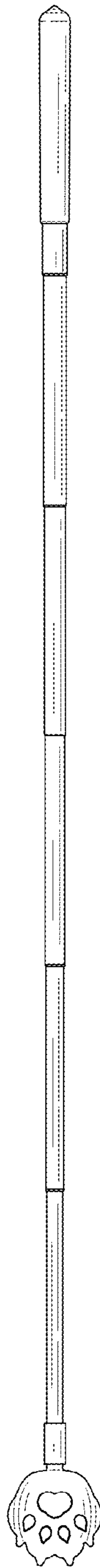


FIG. 3

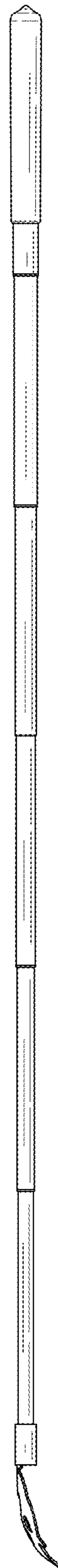


FIG. 4

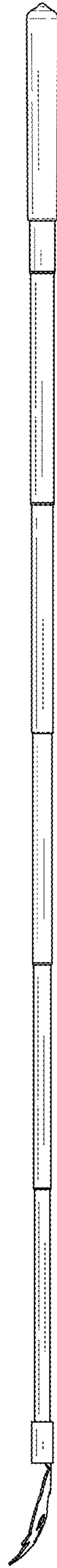


FIG. 5

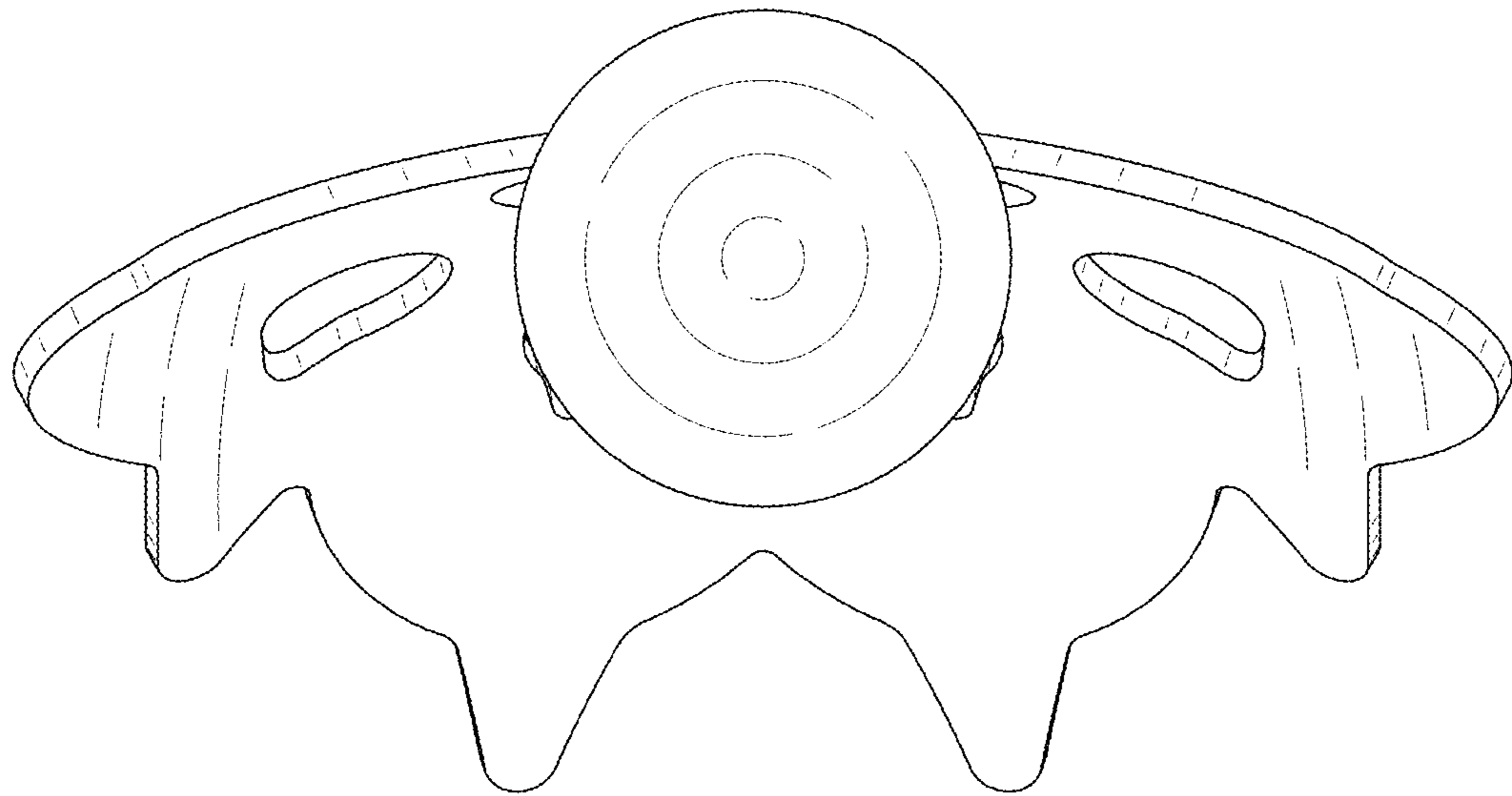


FIG. 6

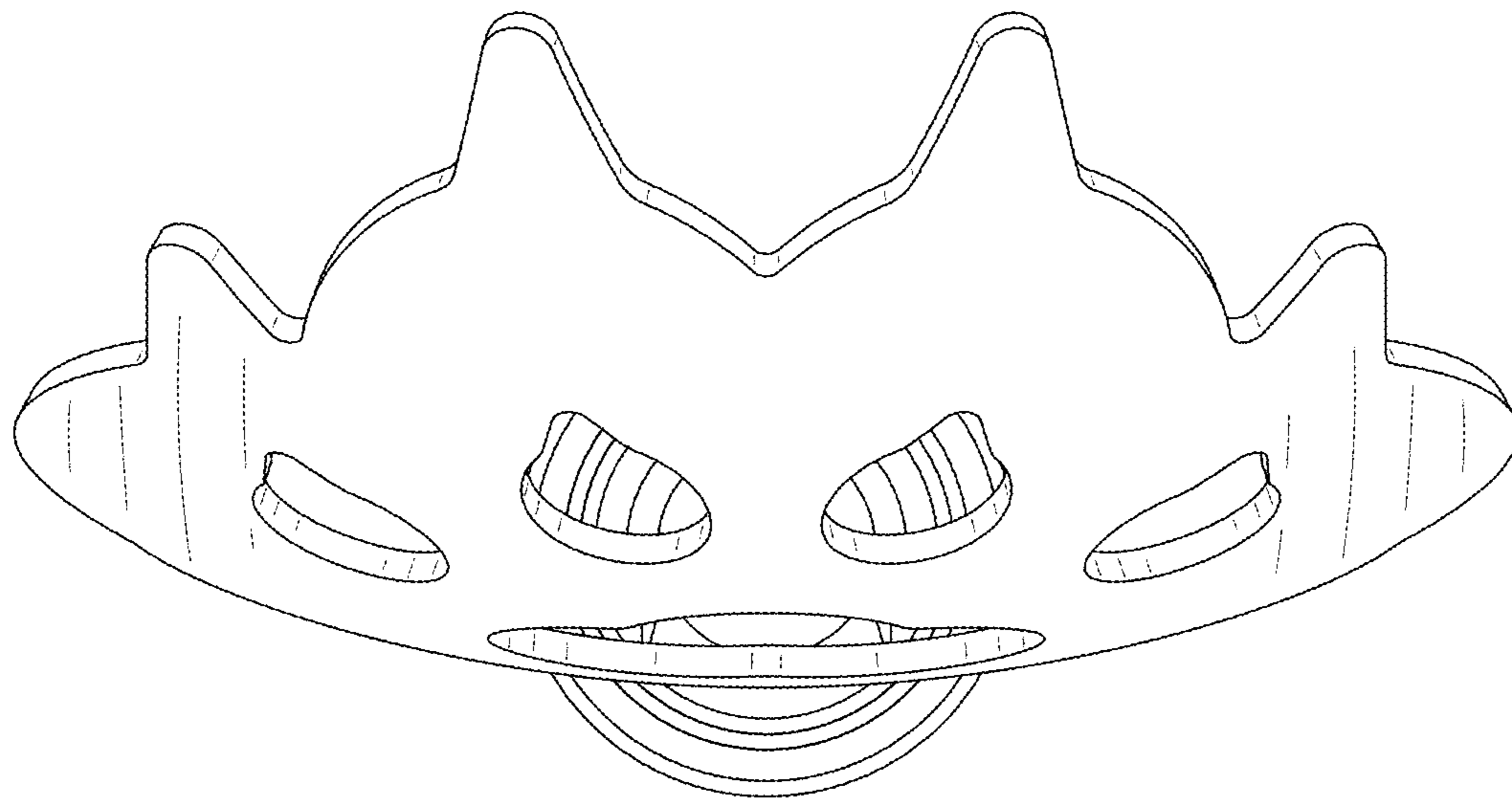


FIG. 7

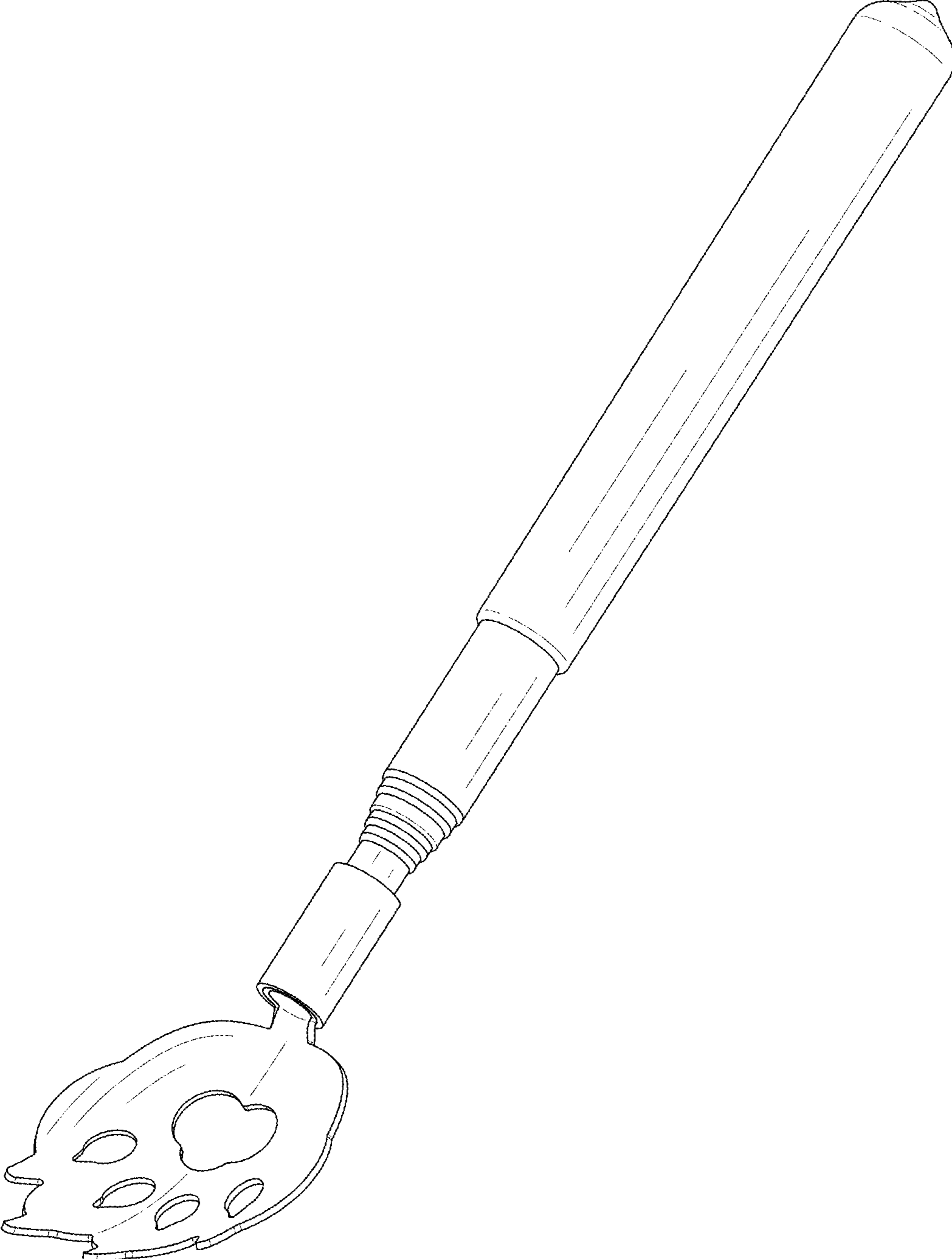


FIG. 8




FIG. 9