



US00D942677S

(12) **United States Design Patent**  
**Walker et al.**

(10) **Patent No.:** **US D942,677 S**  
(45) **Date of Patent:** **\*\* Feb. 1, 2022**

(54) **VAPORIZER**

(71) Applicant: **Jupiter Research LLC**, Phoenix, AZ  
(US)

(72) Inventors: **Jordan Walker**, Phoenix, AZ (US);  
**Avihu Tamir**, Tal Aviv (IL)

(73) Assignee: **Jupiter Research, LLC**, Phoenix, AZ  
(US)

(\*\*) Term: **15 Years**

(21) Appl. No.: **29/761,966**

(22) Filed: **Dec. 14, 2020**

(51) **LOC (13) Cl.** ..... **27-02**

(52) **U.S. Cl.**  
USPC ..... **D27/162**

(58) **Field of Classification Search**  
USPC ..... D27/162, 100, 101, 163–165, 167, 169,  
D27/172, 183, 185–192, 194; D23/360,  
D23/366; D24/110, 110.5  
CPC .... A24F 47/008; A24F 47/006; A24F 47/002;  
A61M 15/00; A61M 15/06  
See application file for complete search history.

(56) **References Cited**

**U.S. PATENT DOCUMENTS**

D792,643 S	*	7/2017	Wong	.....	D27/101
D799,110 S	*	10/2017	Qiu	.....	D27/101
D799,113 S	*	10/2017	Qiu	.....	D27/101
D818,636 S	*	5/2018	Qiu	.....	D27/101
D827,195 S	*	8/2018	Chen	.....	D27/101

D829,980 S	*	10/2018	Qiu	.....	D27/162
D837,446 S	*	1/2019	Durand	.....	D27/101
D855,251 S	*	7/2019	Qiu	.....	D27/162
D870,372 S	*	12/2019	Zhu	.....	D27/167
D876,004 S	*	2/2020	Wang	.....	D27/101
D901,761 S	*	11/2020	Zhu	.....	D27/162
D908,952 S	*	1/2021	Guo	.....	D27/101
D919,881 S	*	5/2021	Carlberg	.....	D27/162
D920,568 S	*	5/2021	Liu	.....	D27/162
D924,472 S	*	7/2021	Powell	.....	D27/162
D930,234 S	*	9/2021	Wang	.....	D27/162
D930,895 S	*	9/2021	Fornarelli	.....	D27/162
D932,098 S	*	9/2021	Liu	.....	D27/162

\* cited by examiner

*Primary Examiner* — Marissa J Cash

*Assistant Examiner* — Rebecca Tsehaye

(74) *Attorney, Agent, or Firm* — Schmeiser, Olsen &  
Watts LLP

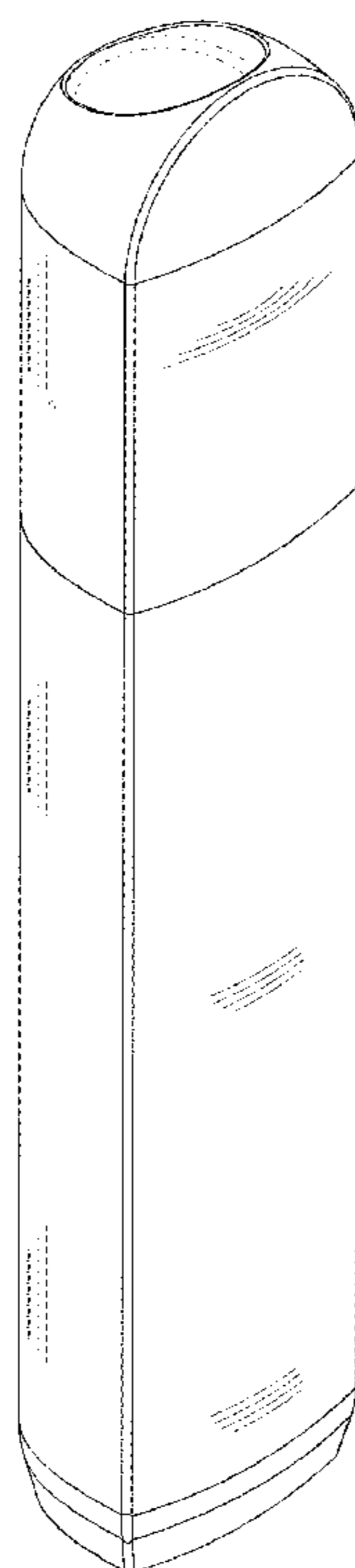
(57) **CLAIM**

The ornamental design for a vaporizer, as shown and described.

**DESCRIPTION**

FIG. 1 is a perspective view of the vaporizer;  
FIG. 2 is a front elevational view of the vaporizer;  
FIG. 3 is a rear elevational view of the vaporizer;  
FIG. 4 is a left side view of the vaporizer;  
FIG. 5 is a right side view of the vaporizer;  
FIG. 6 is a top plan view of the vaporizer; and,  
FIG. 7 is a bottom plan view of the vaporizer.  
The broken lines in the drawings depict portions of the vaporizer that form no part of the claimed design.

**1 Claim, 6 Drawing Sheets**






FIG. 1




FIG. 2




FIG. 3

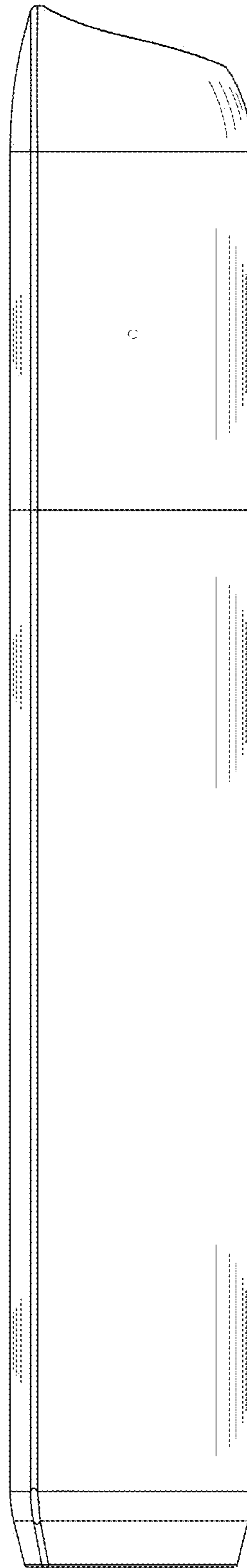


FIG. 4

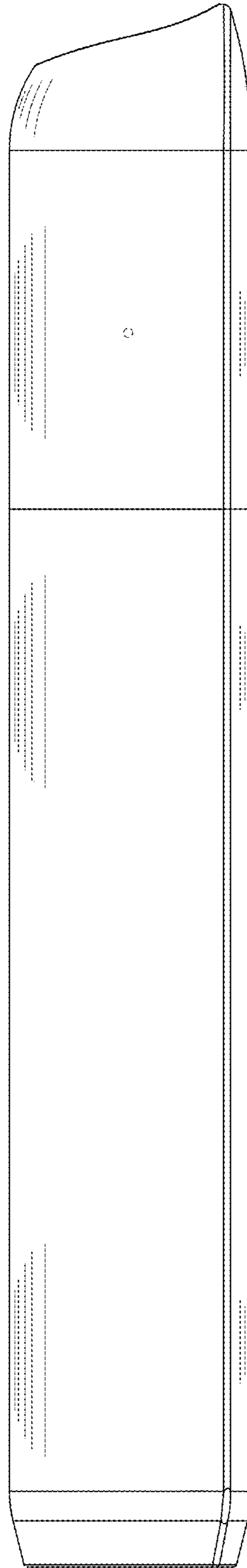


FIG. 5

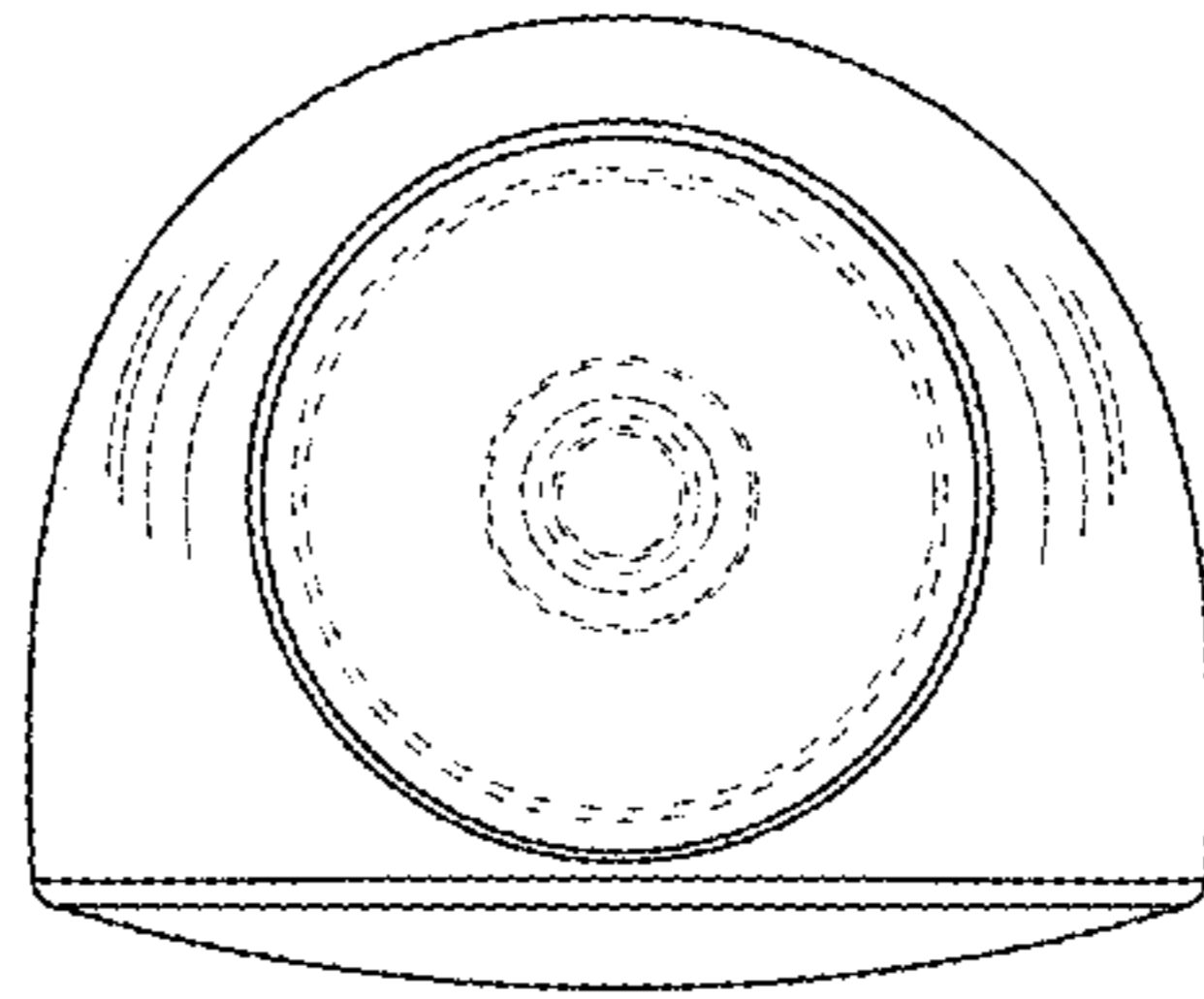


FIG. 6

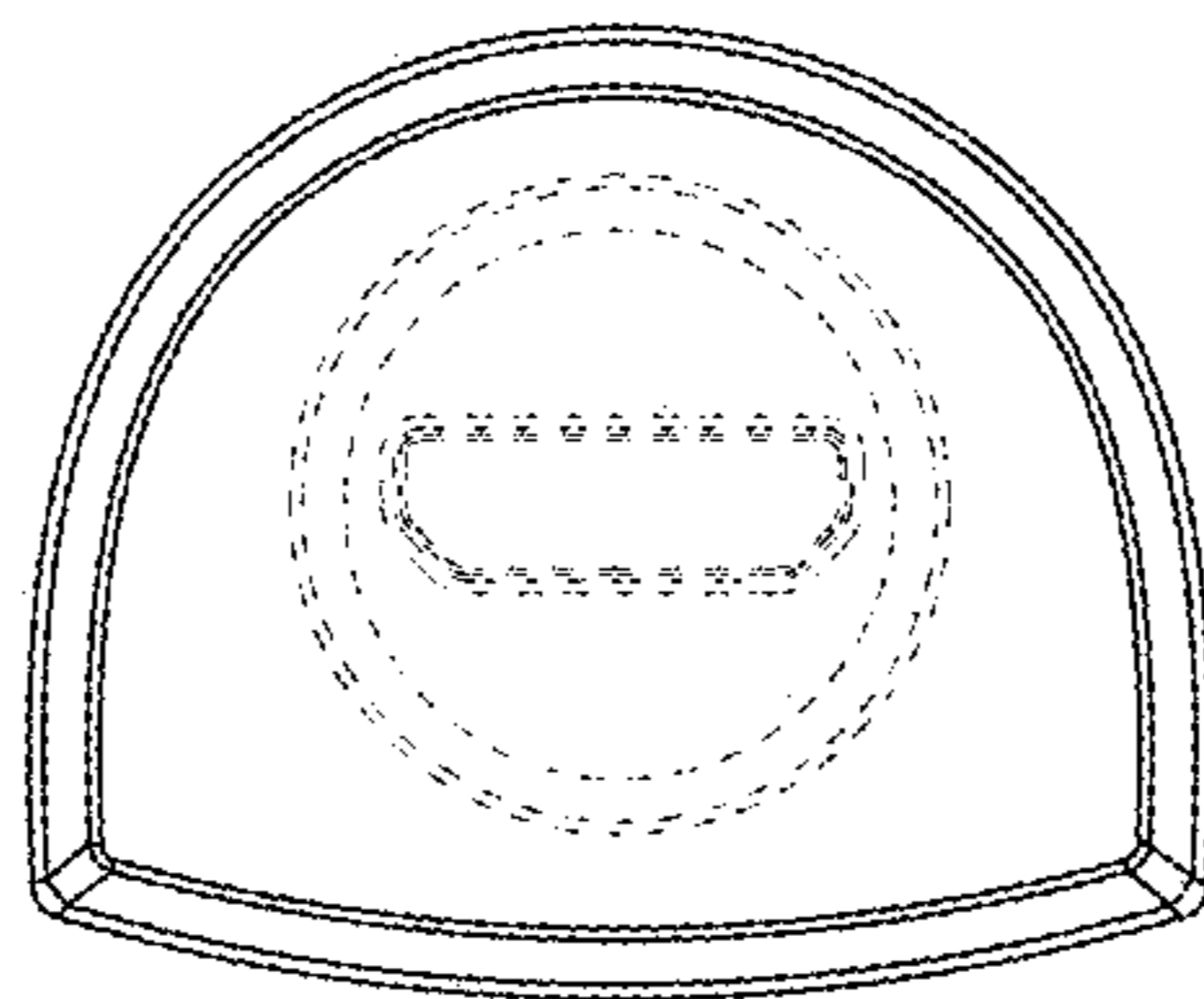


FIG. 7