



US00D942652S

(12) **United States Design Patent**
Zhang

(10) **Patent No.:** **US D942,652 S**

(45) **Date of Patent:** **** Feb. 1, 2022**

(54) **LED STRIP LIGHT**

(71) Applicant: **SHENZHEN BASON LIGHTING CO., LTD.**, Guangdong (CN)

(72) Inventor: **Yong Zhang**, Guangdong (CN)

(73) Assignee: **SHENZHEN BASON LIGHTING CO., LTD.**, Shenzhen (CN)

(**) Term: **15 Years**

(21) Appl. No.: **29/698,060**

(22) Filed: **Jul. 13, 2019**

(51) **LOC (13) Cl.** **26-04**

(52) **U.S. Cl.**
USPC **D26/1**

(58) **Field of Classification Search**
USPC D26/1-4
CPC H01R 5/00; H01R 13/46; H01R 13/514;
H01R 31/02; H01R 31/048; H01J 5/00;
H01J 5/16; H01J 1/02; H01J 15/00; H01J
5/48; H01J 5/50; H01J 19/54; F21V 5/00;
F21K 9/00; F21K 13/00
See application file for complete search history.

(56) **References Cited**

U.S. PATENT DOCUMENTS

D528,672 S * 9/2006 Nagai D26/1
D535,037 S * 1/2007 Kim D26/1

D562,473 S * 2/2008 Matsui D26/1
D570,506 S * 6/2008 Uemoto D26/1
D594,576 S * 6/2009 Chan D26/1
D747,008 S * 1/2016 Kim D26/1

* cited by examiner

Primary Examiner — Marcus A Jackson


(57) **CLAIM**

The ornamental design for a LED strip light, as shown and described.

DESCRIPTION

FIG. 1 is a stereogram view of a LED strip light showing our new design;
FIG. 2 is left side view thereof;
FIG. 3 is a right side view thereof;
FIG. 4 is a front view thereof;
FIG. 5 is a back side view thereof;
FIG. 6 is a top side view thereof;
FIG. 7 is a bottom view thereof;
FIG. 8 is a partial enlargement view thereof; and,
FIG. 9 is a extend view thereof.

1 Claim, 9 Drawing Sheets






Fig.1




Fig.2




Fig.3




Fig.4



Fig.5




Fig.6




Fig.7




Fig. 8




Fig.9