



US00D942650S

(12) **United States Design Patent** (10) **Patent No.:** **US D942,650 S**
Magin et al. (45) **Date of Patent:** **** Feb. 1, 2022**

(54) **APERTURED BUILDING PANEL**

(71) Applicant: **CertainTeed Ceilings Corporation,**
Malvern, PA (US)

(72) Inventors: **Michael Magin,** Cumming, GA (US);
Samuel Carrillo Lacouture,
Lawrenceville, GA (US)

(73) Assignee: **CertainTeed Ceilings Corporation,**
Malvern, PA (US)

(**) Term: **15 Years**

(21) Appl. No.: **29/748,363**

(22) Filed: **Aug. 28, 2020**

(51) **LOC (13) Cl.** **25-01**

(52) **U.S. Cl.**
USPC **D25/152**

(58) **Field of Classification Search**
USPC D25/152, 138, 155, 156, 163

(Continued)

(56) **References Cited**

U.S. PATENT DOCUMENTS

D183,531 S * 9/1958 Laughlin D25/163
D185,386 S * 6/1959 Olson D25/163

(Continued)

Primary Examiner — Doris Clark

(74) *Attorney, Agent, or Firm* — McDonnell Boehnen
Hulbert & Berghoff LLP

(57) **CLAIM**

The ornamental design for an apertured building panel, as
shown and described.

DESCRIPTION

FIG. 1 is a perspective view of a first embodiment of an
apertured building panel;
FIG. 2 is a top view thereof;

FIG. 3 is a bottom view thereof;
FIG. 4 is a front elevation view thereof;
FIG. 5 is a rear elevation view thereof;
FIG. 6 is a right side elevation view thereof; and
FIG. 7 is a left side elevation view thereof.
FIG. 8 is a perspective view of a second embodiment of an
apertured building panel;
FIG. 9 is a top view thereof;
FIG. 10 is a bottom view thereof;
FIG. 11 is a front elevation view thereof;
FIG. 12 is a rear elevation view thereof;
FIG. 13 is a right side elevation view thereof; and
FIG. 14 is a left side elevation view thereof.
FIG. 15 is a perspective view of a third embodiment of an
apertured building panel;
FIG. 16 is a top view thereof;
FIG. 17 is a bottom view thereof;
FIG. 18 is a front elevation view thereof;
FIG. 19 is a rear elevation view thereof;
FIG. 20 is a right side elevation view thereof; and
FIG. 21 is a left side elevation view thereof.
FIG. 22 is a perspective view of a fourth embodiment of an
apertured building panel;
FIG. 23 is a top view thereof;
FIG. 24 is a bottom view thereof;
FIG. 25 is a front elevation view thereof;
FIG. 26 is a rear elevation view thereof;
FIG. 27 is a right side elevation view thereof; and
FIG. 28 is a left side elevation view thereof.
FIG. 29 is a perspective view of a fifth embodiment of an
apertured building panel;
FIG. 30 is a top view thereof;
FIG. 31 is a bottom view thereof;
FIG. 32 is a front elevation view thereof;
FIG. 33 is a rear elevation view thereof;
FIG. 34 is a right side elevation view thereof; and
FIG. 35 is a left side elevation view thereof.
FIG. 36 is a perspective view of a sixth embodiment of an
apertured building panel;
FIG. 37 is a top view thereof;
FIG. 38 is a bottom view thereof;
FIG. 39 is a front elevation view thereof;
FIG. 40 is a rear elevation view thereof;
FIG. 41 is a right side elevation view thereof; and

(Continued)

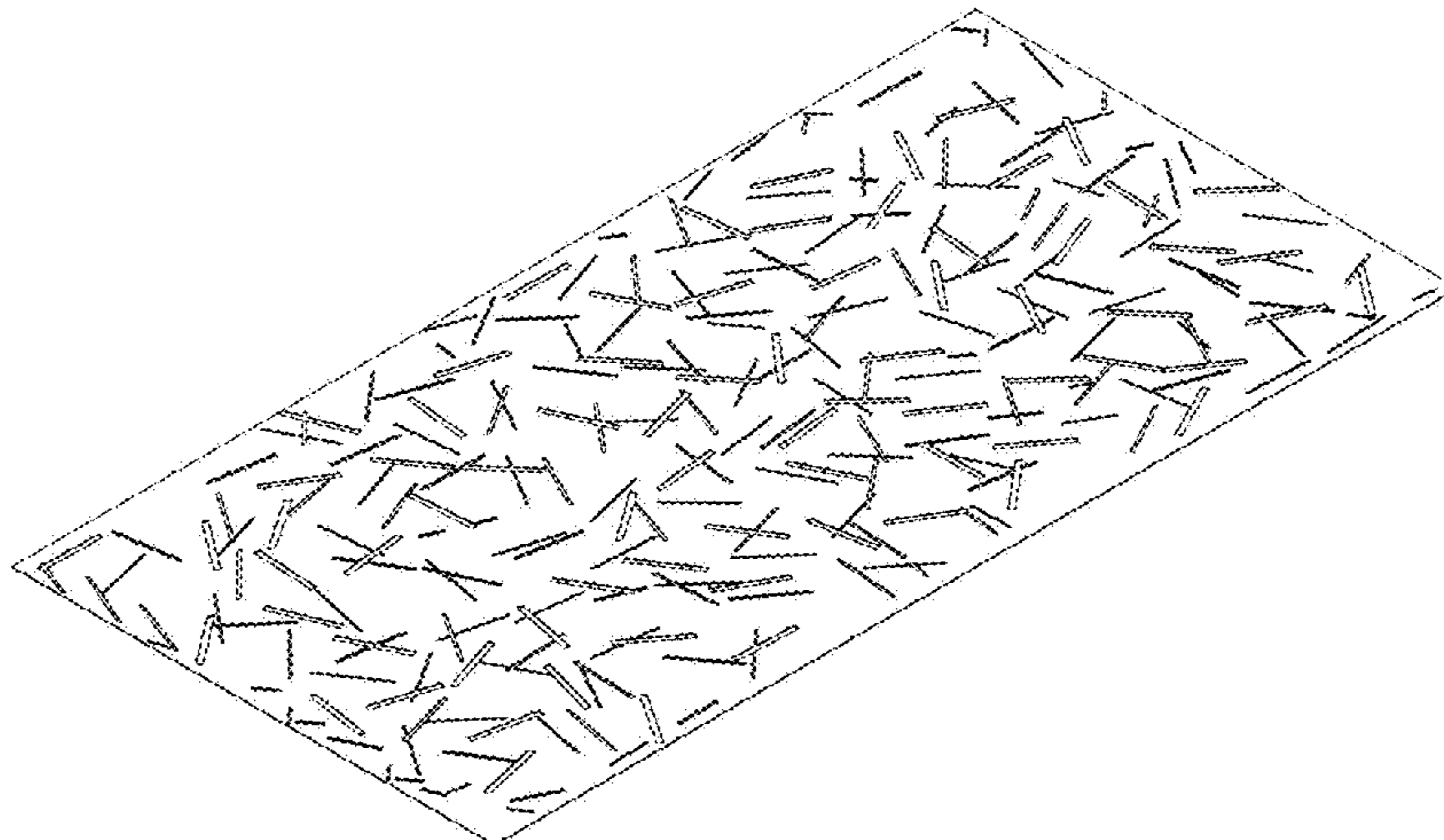


FIG. 42 is a left side elevation view thereof.
 FIG. 43 is a perspective view of a seventh embodiment of an apertured building panel;
 FIG. 44 is a top view thereof;
 FIG. 45 is a bottom view thereof;
 FIG. 46 is a front elevation view thereof;
 FIG. 47 is a rear elevation view thereof;
 FIG. 48 is a right side elevation view thereof; and
 FIG. 49 is a left side elevation view thereof.
 FIG. 50 is a perspective view of an eighth embodiment of an apertured building panel;
 FIG. 51 is a top view thereof;
 FIG. 52 is a bottom view thereof;
 FIG. 53 is a front elevation view thereof;
 FIG. 54 is a rear elevation view thereof;
 FIG. 55 is a right side elevation view thereof; and,
 FIG. 56 is a left side elevation view thereof.

1 Claim, 32 Drawing Sheets

(58) **Field of Classification Search**

CPC E04C 2/38; E04C 2/00; E04C 2/30; E04C 2002/3477; E04C 2/324; E04C 2002/004; E04C 2002/005; E04B 2/72; E04B 2/74; E04B 2/7405; E04B 9/0414; E04B 9/0407; E04B 9/225; E04B 9/0464; E04B 2103/00; E04B 1/3205; E04B 1/32; E04B 1/3211; E04B 1/342; E04B 2001/3223;

E04B 9/18; E04B 9/00; E04B 2009/026; E04B 9/345; E04B 9/34; E04B 9/0457
 See application file for complete search history.

(56)

References Cited

U.S. PATENT DOCUMENTS

D187,697	S *	4/1960	Brody et al.	D25/163
2,967,583	A *	1/1961	Jack	E04B 9/0464 52/144
D191,109	S *	8/1961	Olson	D25/163
D194,462	S *	1/1963	Brody et al.	D25/163
3,504,463	A *	4/1970	Akerson	E04B 9/045 52/145
D608,023	S *	1/2010	Metcalf	D25/138
7,703,243	B2 *	4/2010	Baig	E04B 9/0457 52/144
D615,671	S *	5/2010	Morren, Sr.	D25/152
D644,348	S *	8/2011	Claramonte	D25/163
D652,957	S *	1/2012	Canales	D25/138
D663,863	S *	7/2012	Schober	D25/138
9,194,121	B2 *	11/2015	Gosling	E04B 1/6813
9,200,449	B2 *	12/2015	Oguri	E04F 13/0871
RE46,043	E *	6/2016	Stackenwalt	E04B 9/34
9,469,990	B2 *	10/2016	Dirkson	E04C 2/04
D794,224	S *	8/2017	Kilian	D25/152
9,863,136	B2 *	1/2018	Schein	G09B 7/00
10,011,989	B2 *	7/2018	Pence	E04C 2/296
D843,607	S *	3/2019	Schneider	D25/152
10,221,566	B2 *	3/2019	von Tagen	E04C 2/328
10,400,462	B2 *	9/2019	South, Jr.	E04B 1/166
10,662,647	B2 *	5/2020	Kilian	E04B 9/0414
10,745,920	B2 *	8/2020	Bischel	E04B 9/34

* cited by examiner

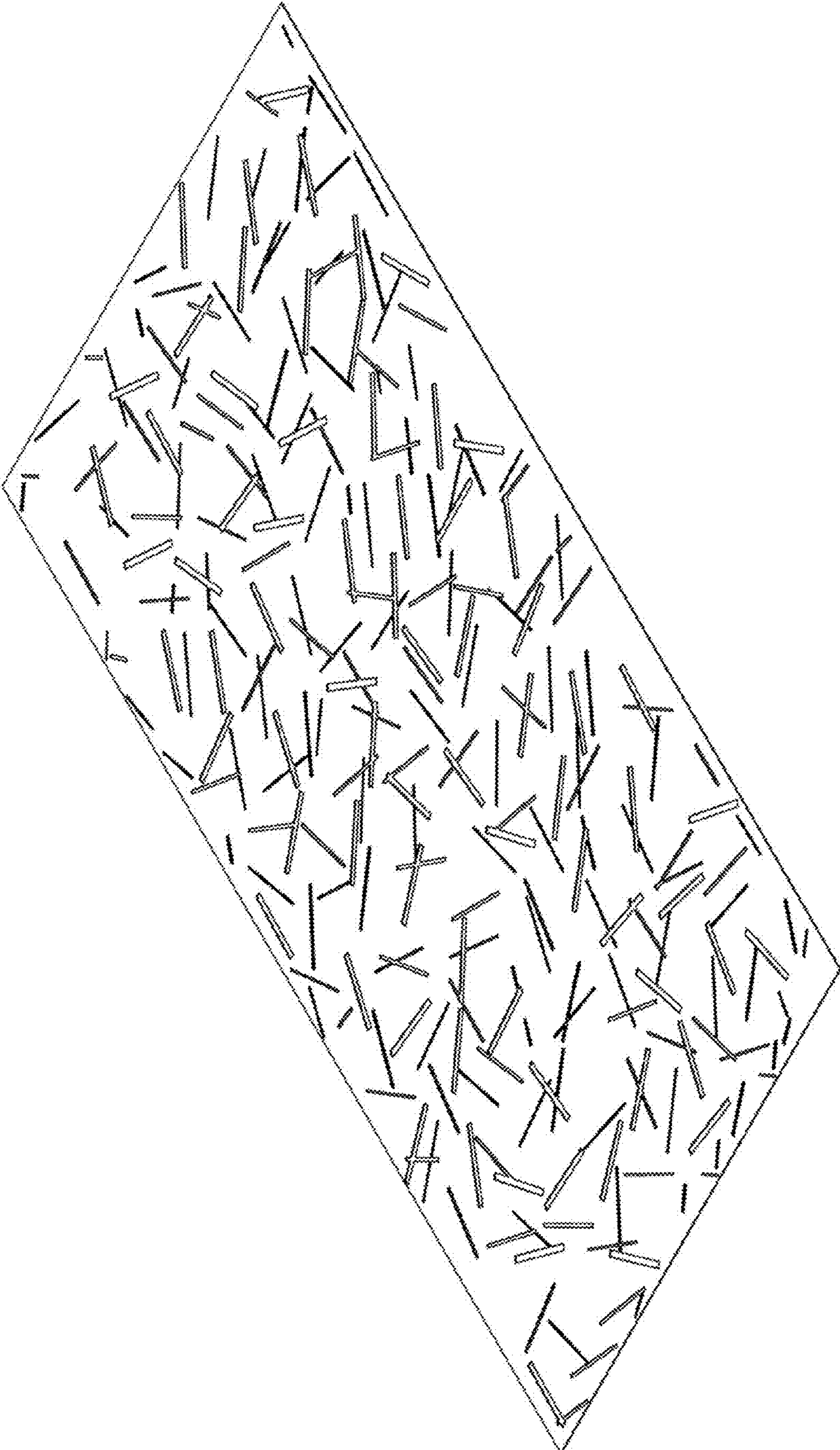


FIG. 1




FIG. 2




FIG. 3



FIG. 4



FIG. 5



FIG. 6



FIG. 7

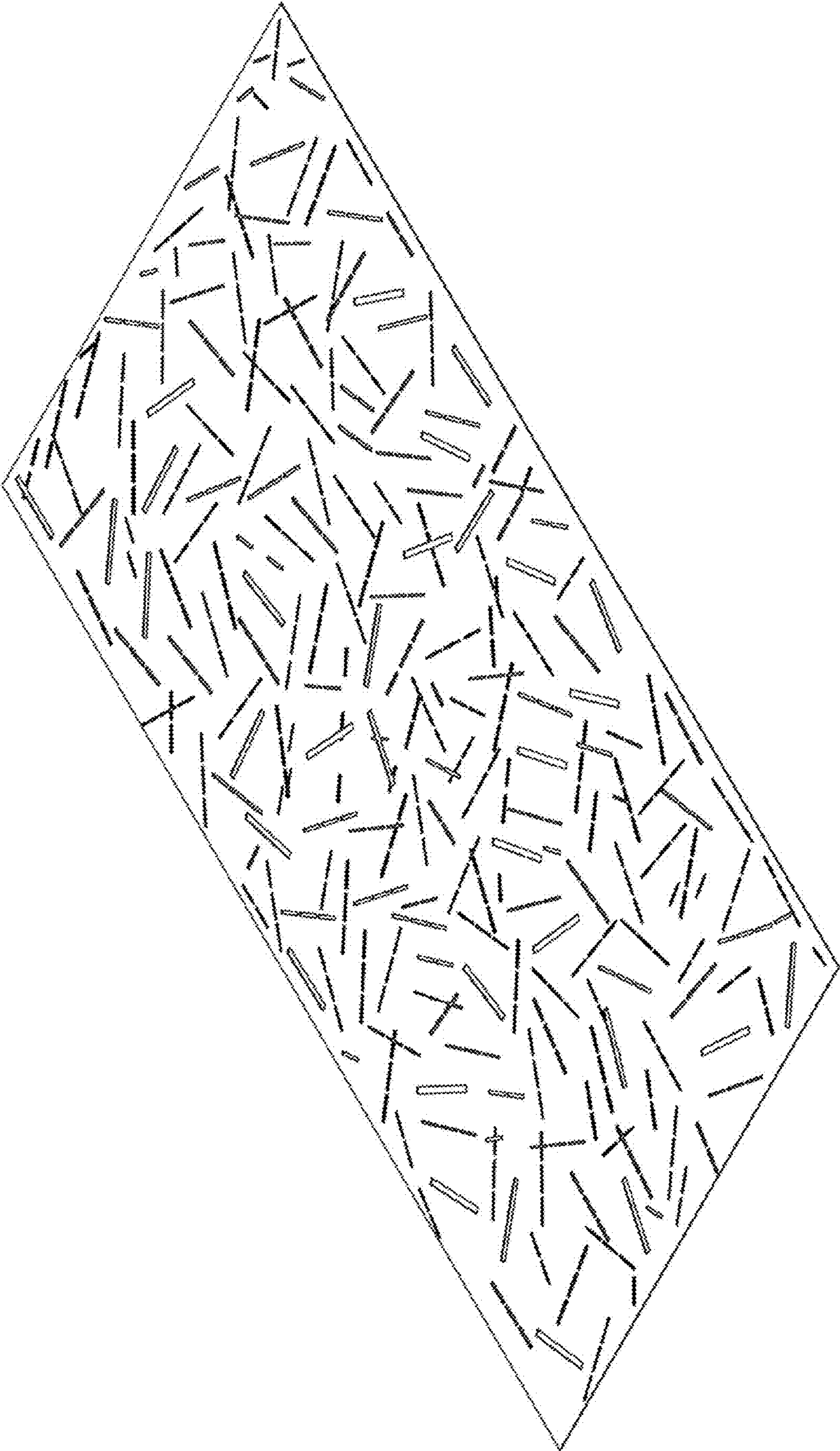


FIG. 8




FIG. 9




FIG. 10



FIG. 11



FIG. 12



FIG. 13



FIG. 14




FIG. 15




FIG. 16




FIG. 17



FIG. 18



FIG. 19



FIG. 20



FIG. 21




FIG. 22




FIG. 23




FIG. 24



FIG. 25



FIG. 26



FIG. 27



FIG. 28




FIG. 29




FIG. 30




FIG. 31



FIG. 32



FIG. 33



FIG. 34



FIG. 35




FIG. 36




FIG. 37




FIG. 38



FIG. 39



FIG. 40



FIG. 41



FIG. 42




FIG. 43




FIG. 44




FIG. 45



FIG. 46



FIG. 47



FIG. 48



FIG. 49




FIG. 50




FIG. 51




FIG. 52



FIG. 53



FIG. 54



FIG. 55



FIG. 56