



US00D942638S

(12) **United States Design Patent** (10) **Patent No.:** **US D942,638 S**
Liu (45) **Date of Patent:** **** Feb. 1, 2022**

(54) **VIBRATING RING APPARATUS**
(71) Applicant: **Danxiao Information Technology Ltd.,**
Guangzhou (CN)
(72) Inventor: **Dan Liu,** Guangzhou (CN)
(73) Assignee: **Danxiao Information Technology Ltd.,**
Guangzhou (CN)
(**) Term: **15 Years**
(21) Appl. No.: **29/745,963**
(22) Filed: **Aug. 11, 2020**
(51) **LOC (13) Cl.** **28-03**
(52) **U.S. Cl.**
USPC **D24/215**
(58) **Field of Classification Search**
USPC D24/215, 200, 211, 212, 213, 214, 141,
D24/133
CPC A61H 19/00; A61H 19/30; A61H 19/32;
A61H 19/34; A61H 19/40; A61H 19/44;
A61H 19/50; A61H 21/00; A61H 23/00;
A61H 2205/087
See application file for complete search history.

(56) **References Cited**

U.S. PATENT DOCUMENTS

D556,336 S *	11/2007	Talbot	D24/215
D653,762 S *	2/2012	Nan	D24/215
D706,443 S *	6/2014	Hahr	D24/215
D877,352 S *	3/2020	Jouffret	D24/215
D914,226 S *	3/2021	Rakshit	D24/215
D927,011 S *	8/2021	Jouffret	D24/215
2013/0253386 A1 *	9/2013	Nan	A61H 23/0263
				601/46
2018/0116904 A1 *	5/2018	Lieberman	A61H 23/02
2019/0298603 A1 *	10/2019	Russ	A61H 19/50
2020/0368103 A1 *	11/2020	Rakshit	A61H 19/34

OTHER PUBLICATIONS

Lovense—Diamo. Date: Not Listed, [online], [Site visited Nov. 13, 2021], Available from Internet URL: https://www.lovense.com/bluetooth-vibrating-cock-ring?gclid=Cj0KCQiA4b2MBhD2ARIsAlrcB-TqiXpqbXBYUYQJ31_1lpH68WOneeCra2f2gMSmPUPCd0d7PqYi4ioaAs5QEALw_wcB (Year: NA).*

EROCOME—Ring Vibrator. Date: Dec. 27, 2017. [online], [Site visited Nov. 5, 2021], Available from Internet URL: <https://www.amazon.com/dp/B078T69ZMS/> (Year: 2017).*
Melo—Vibrating Ring. Date: Dec. 4, 2018. [online], [Site visited Nov. 5, 2021], Available from Internet URL: <https://www.amazon.com/dp/B07L4JH876/> (Year: 2018).*
Vibrating rings. (Design—© Questel) orbit.com. [Online PDF compilation of references] 21 pgs. Print Dates Range Jan. 16, 2018-Jul. 10, 2020 [Retrieved Nov. 9, 2021] <https://www.orbit.com/export/UCZAH96B/pdf4/c724ccd6-f035-4923-a9a7-e71da563129-203749.pdf> (Year: 2021).*

* cited by examiner

Primary Examiner — Susan Bennett Hattan
Assistant Examiner — Landon Thomas Cassell
(74) *Attorney, Agent, or Firm* — Law Office Alexis J Saenz

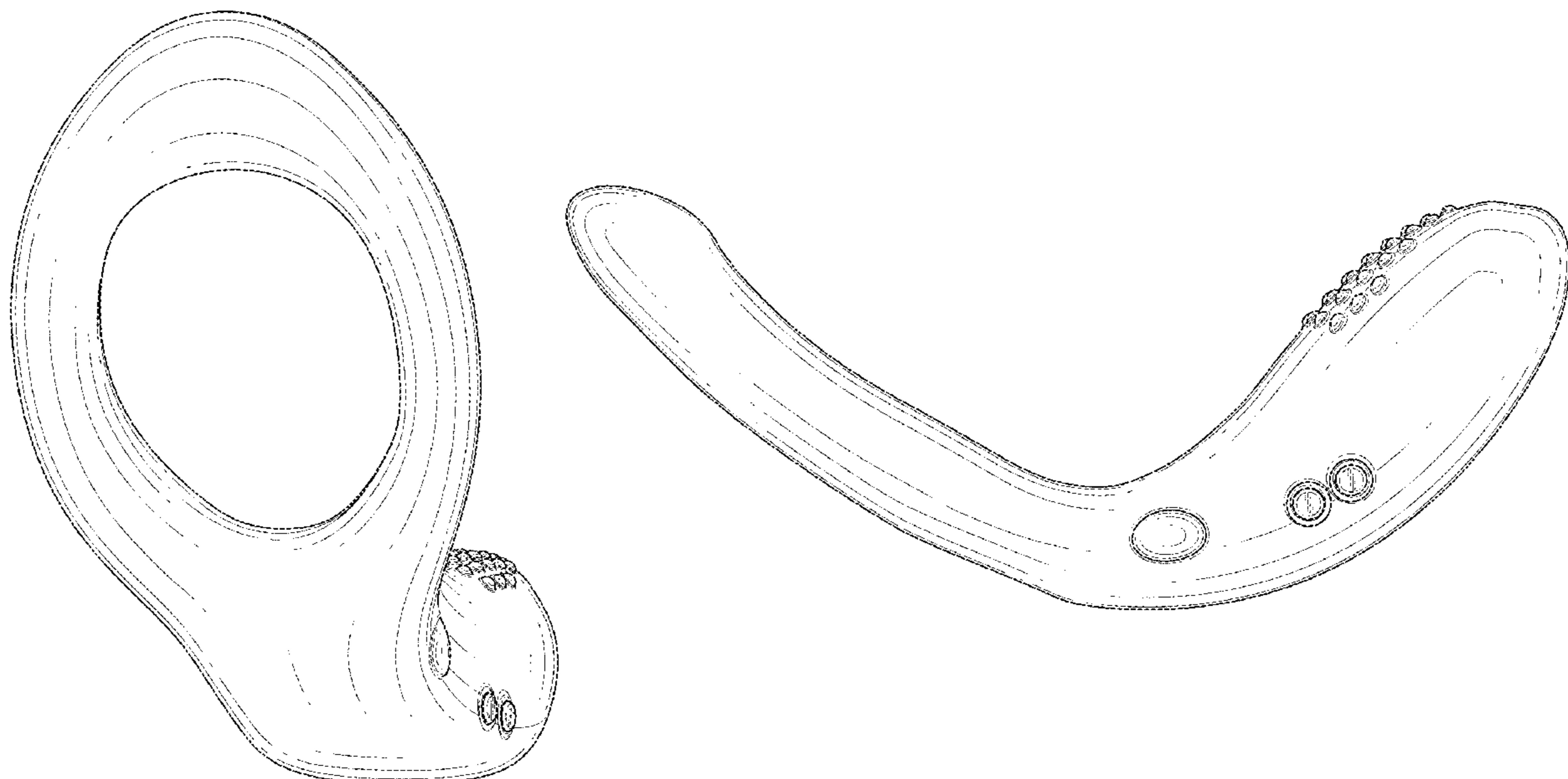
(57) **CLAIM**

The ornamental design for a vibrating ring apparatus, as shown and described.

DESCRIPTION

FIG. 1 is a perspective view of a vibrating ring apparatus showing the new design in accordance with an aspect of the subject technology;
FIG. 2 is a front view of the apparatus of FIG. 1;
FIG. 3 is a rear view of the apparatus of FIG. 1;
FIG. 4 is a left view of the apparatus of FIG. 1;
FIG. 5 is a right view of the apparatus of FIG. 1;
FIG. 6 is a top view of the apparatus of FIG. 1; and,
FIG. 7 is a bottom view of the apparatus of FIG. 1.

1 Claim, 7 Drawing Sheets



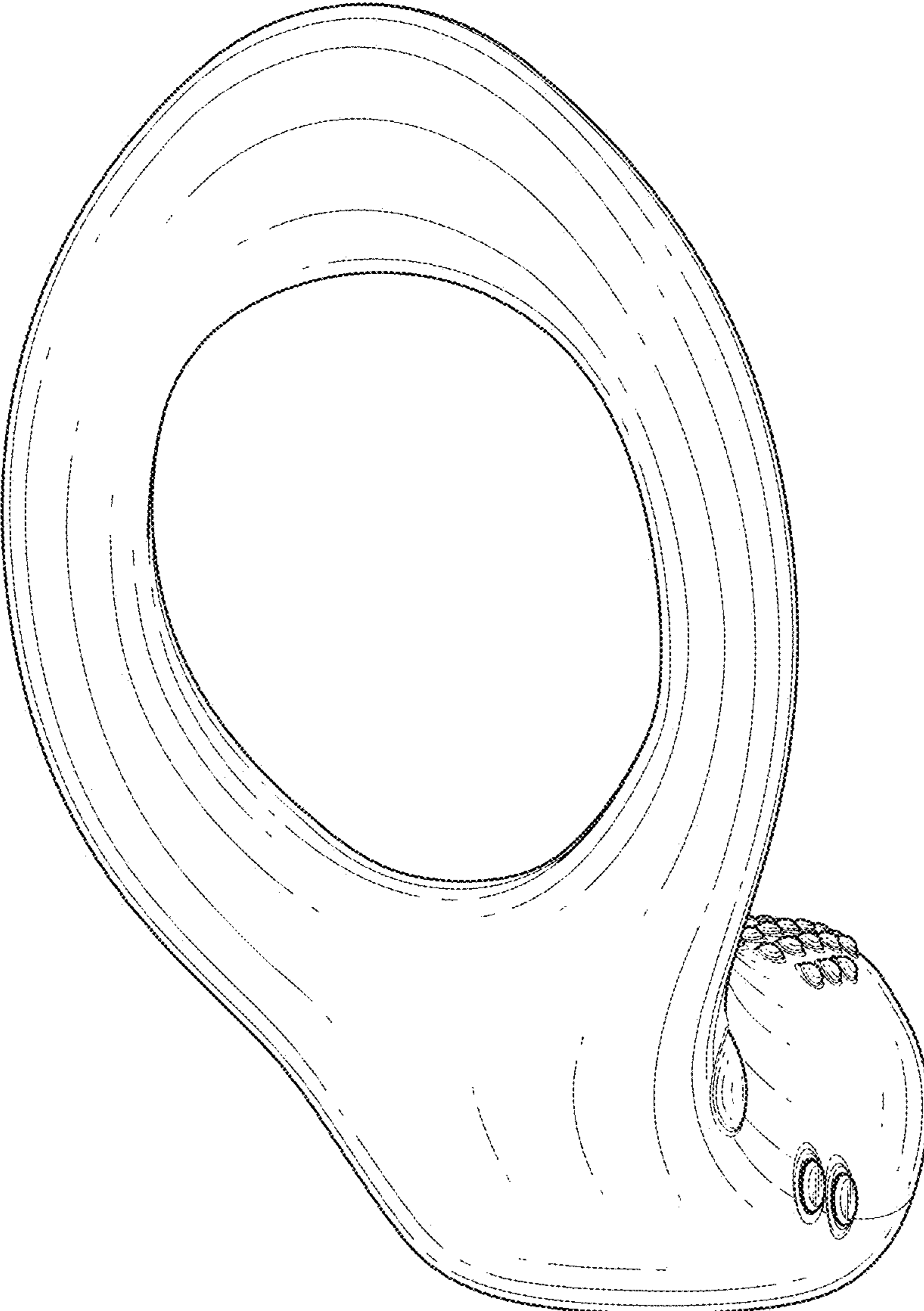


FIG. 1

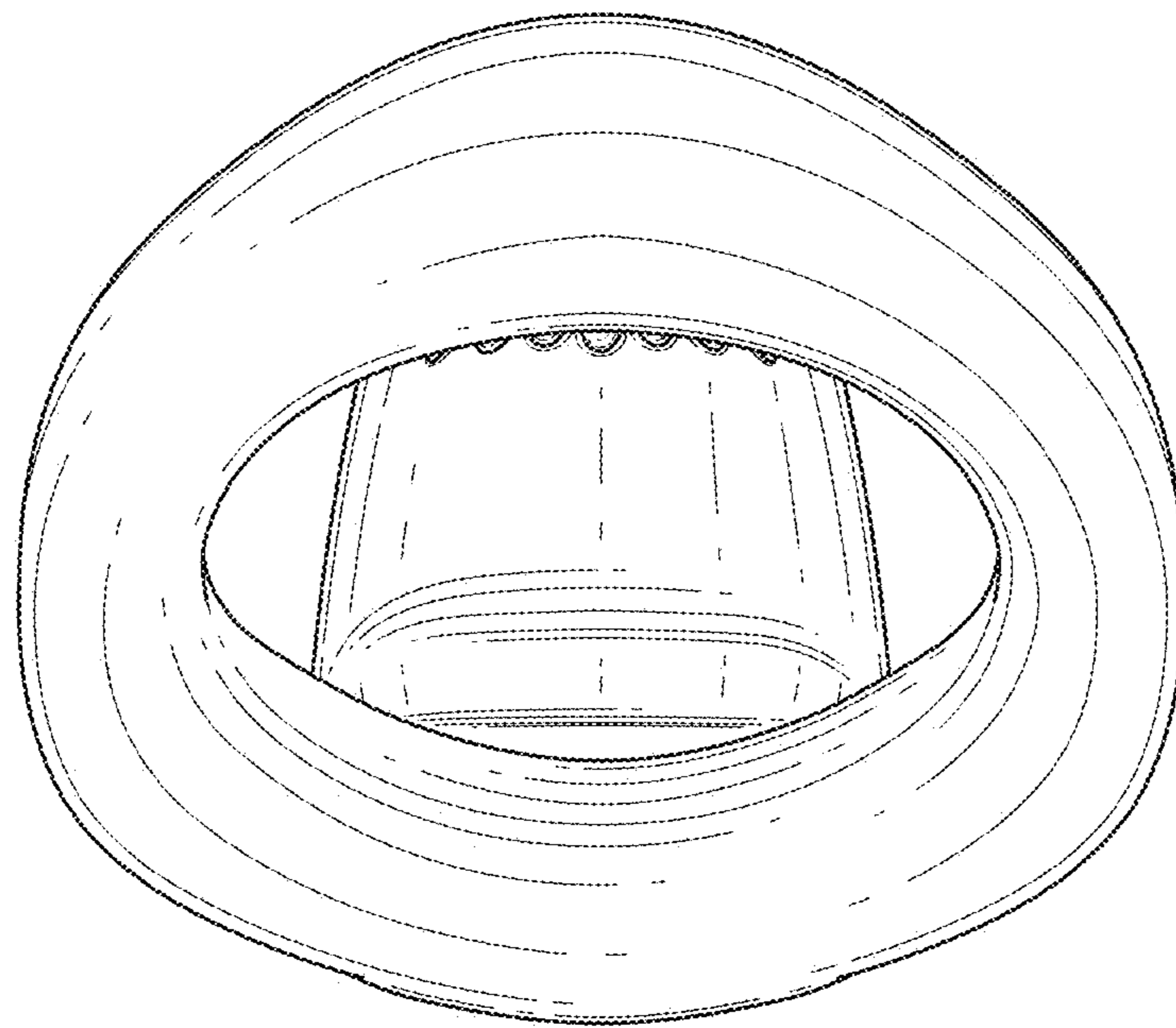


FIG. 2

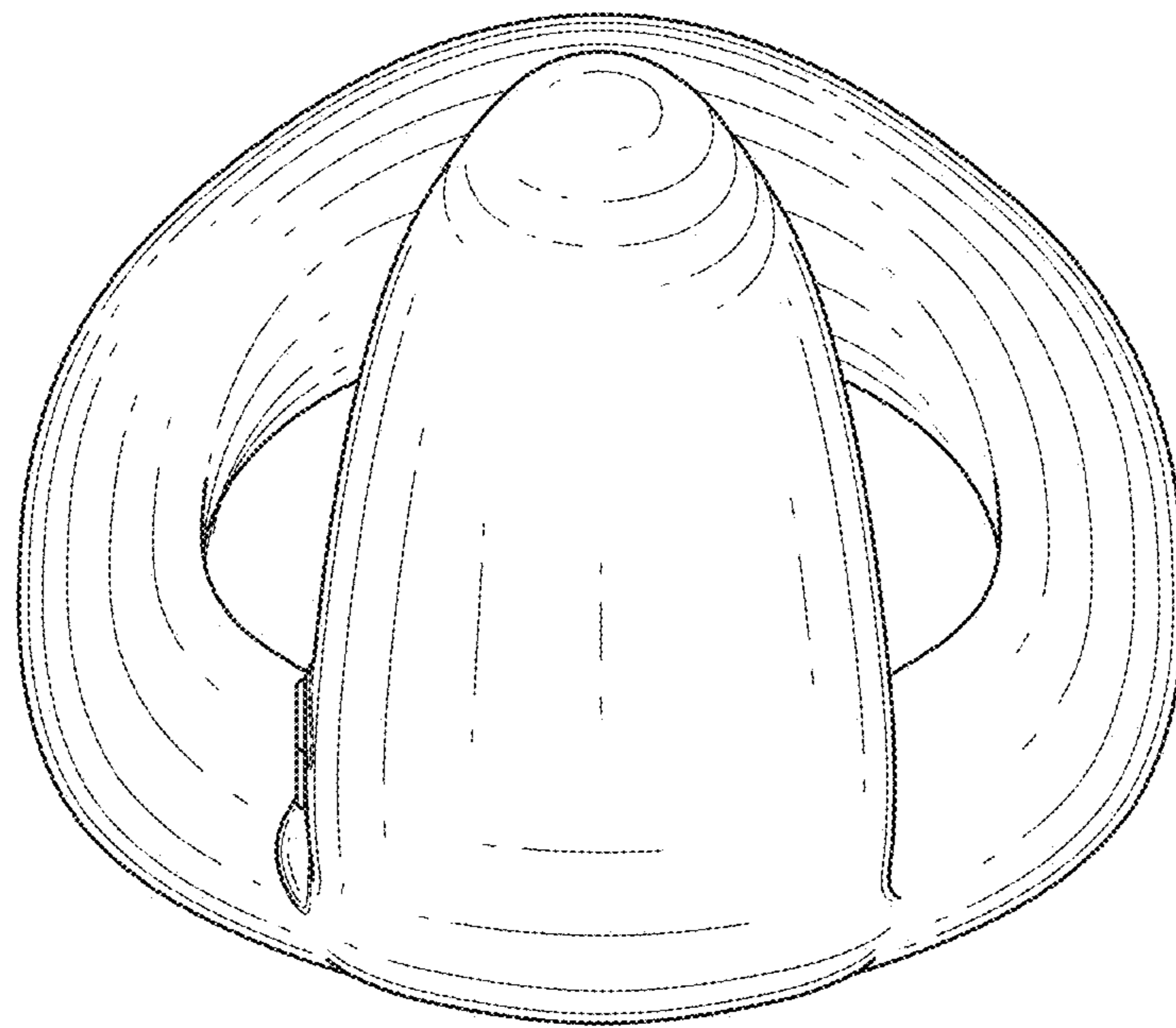


FIG. 3

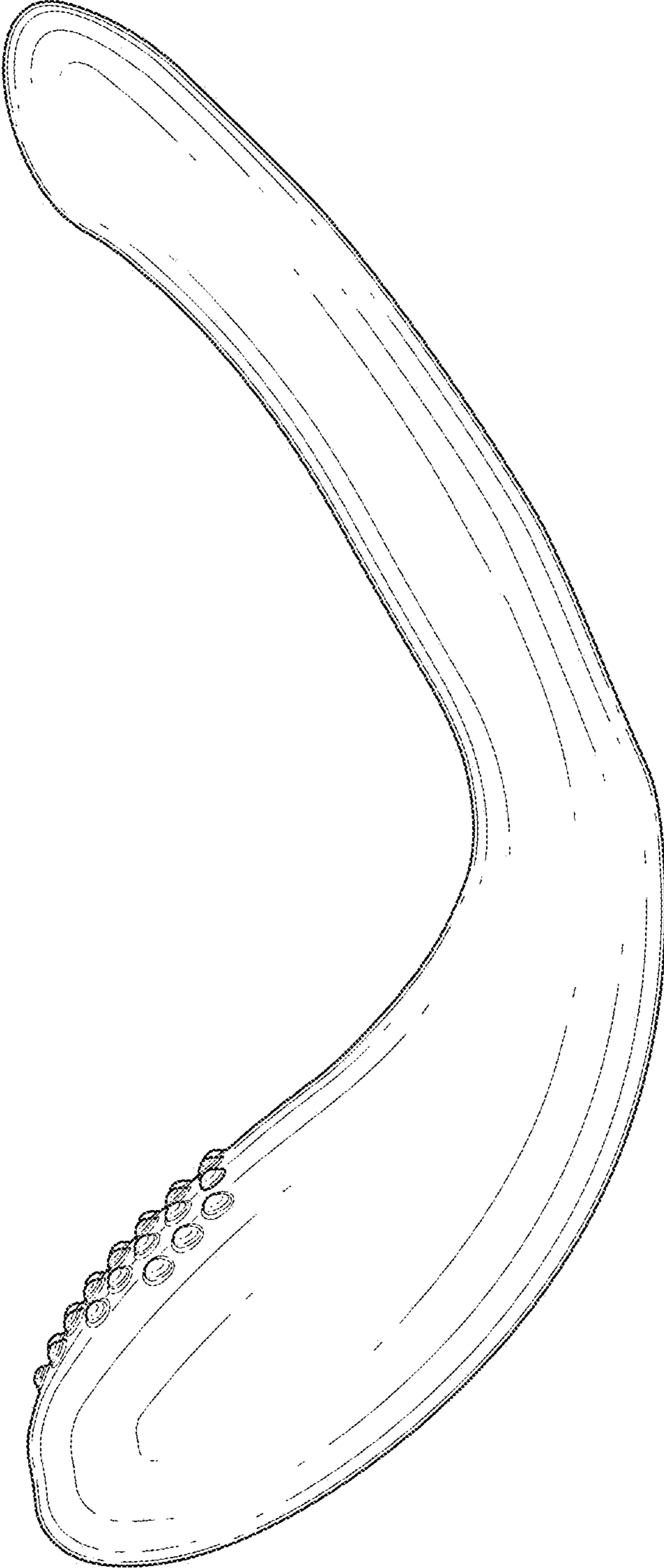


FIG. 4

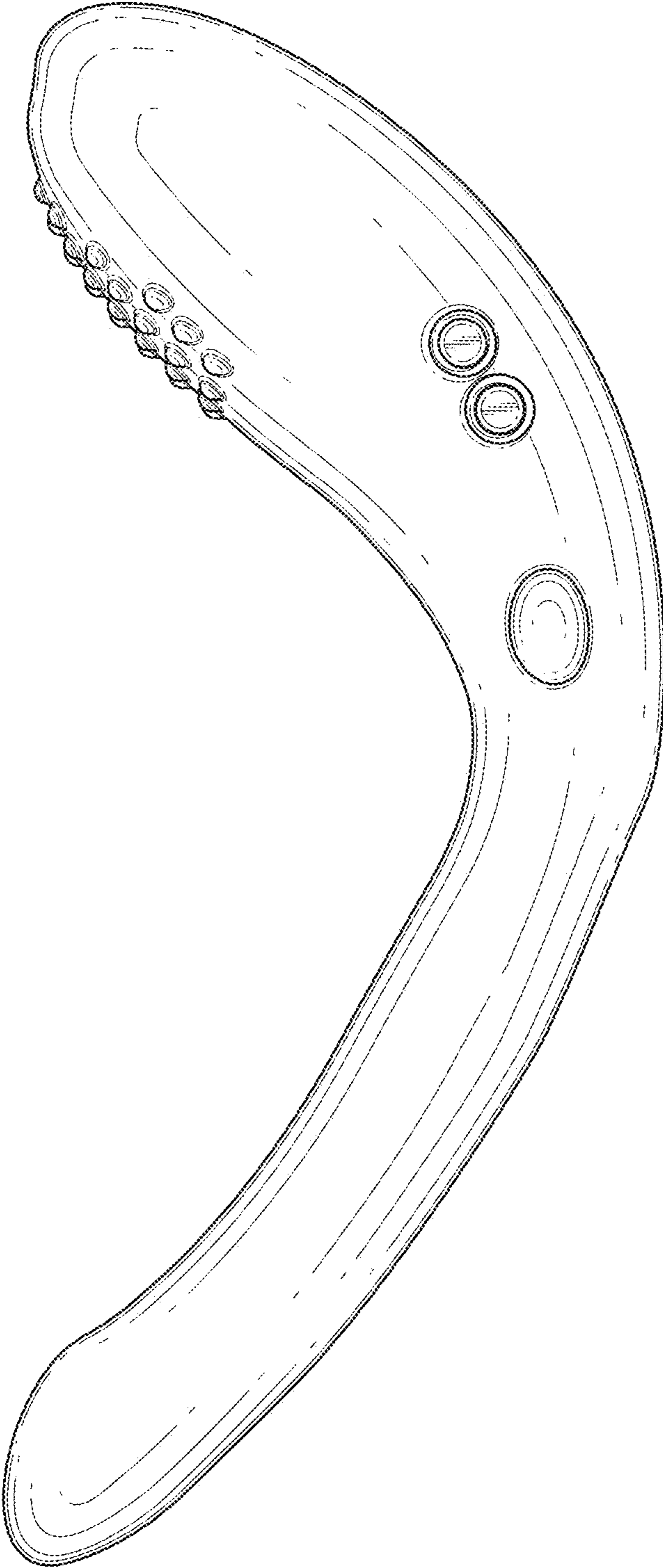


FIG. 5




FIG. 6

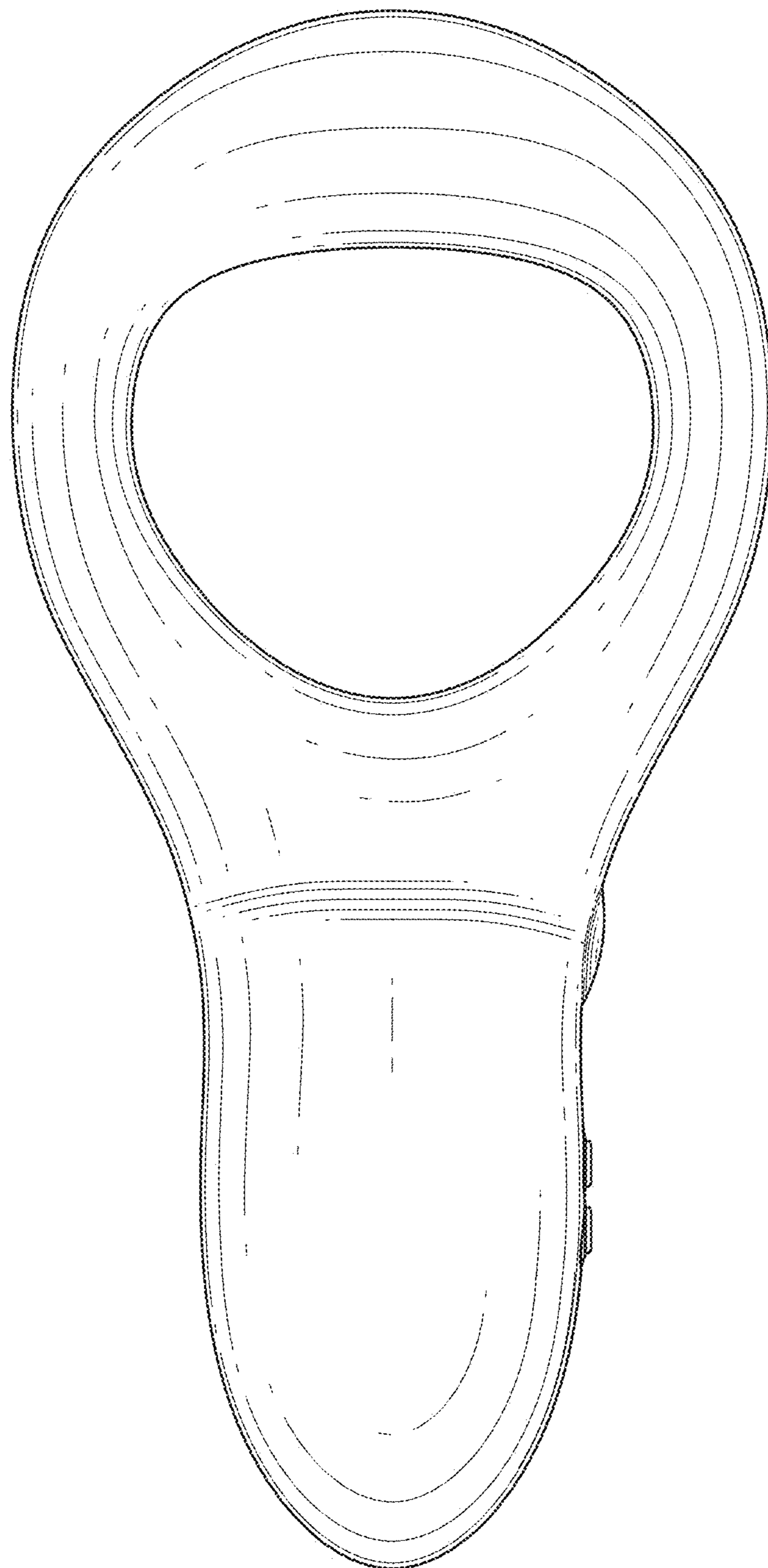


FIG. 7