



US00D942622S

(12) **United States Design Patent** (10) **Patent No.:** **US D942,622 S**
Siccardi et al. (45) **Date of Patent:** **** Feb. 1, 2022**

(54) **SURGICAL INSTRUMENT** D556,179 S * 11/2007 Chang D14/150
D659,325 S * 5/2012 Davis D32/43
(71) Applicant: **MEDACTA INTERNATIONAL SA,** D659,329 S * 5/2012 Davis D32/43
Castel San Pietro (CH) (Continued)

(72) Inventors: **Francesco Siccardi,** Castel San Pietro (CH); **Sascha Berberich,** Castel San Pietro (CH); **Gianluca Parisi,** Castel San Pietro (CH); **Riccardo Lucchini,** Castel San Pietro (CH); **Matteo Ponzoni,** Castel San Pietro (CH); **Ernst Kehrli,** Castel San Pietro (CH)

FOREIGN PATENT DOCUMENTS

WO 2006110733 A2 10/2006
WO 2010011674 A1 1/2010
WO 2011039732 A1 4/2011

(73) Assignee: **MEDACTA INTERNATIONAL SA,** Castel San Pietro (CH)

OTHER PUBLICATIONS

International Search Report and Written Opinion issued by the International Searching Authority (ISA/EP) in PCT/IB2018/053684 dated Sep. 13, 2018. 14 pages.

(**) Term: **15 Years**

(Continued)

(21) Appl. No.: **29/721,957**

Primary Examiner — Bridget L Eland

(22) Filed: **Jan. 24, 2020**

(74) *Attorney, Agent, or Firm* — Meunier Carlin & Curfman LLC

Related U.S. Application Data

(63) Continuation of application No. 16/617,737, filed as application No. PCT/IB2018/053684 on May 24, 2018.

(57) **CLAIM**

We claim the ornamental design for a surgical instrument, as shown and described.

(30) **Foreign Application Priority Data**

Jul. 24, 2019 (EM) 006645107-0001

(51) **LOC (13) Cl.** **24-02**

(52) **U.S. Cl.**
USPC **D24/135**

(58) **Field of Classification Search**
USPC D24/140, 135, 133
CPC A61B 17/0218; A61B 17/0281; A61B 2017/00407

See application file for complete search history.

DESCRIPTION

FIG. 1 is a perspective view of a surgical instrument, showing our new design;
FIG. 2 is a top view thereof;
FIG. 3 is a bottom view thereof;
FIG. 4 is a front view thereof;
FIG. 5 is a left side view thereof, the right side view is a mirror image thereof; and,
FIG. 6 is a rear view thereof.

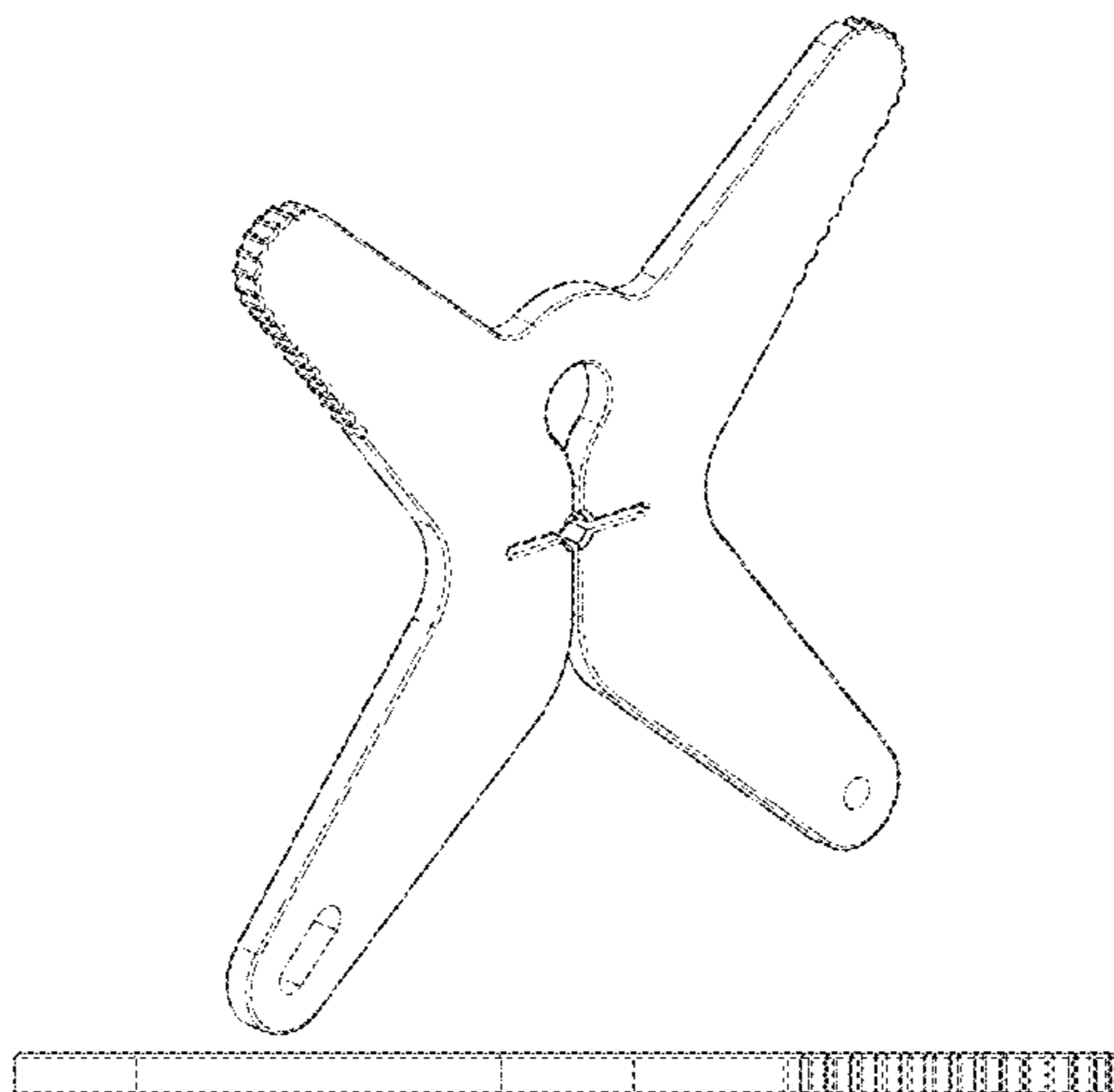
The broken lines in the drawings are for the purpose of illustrating portions of the surgical instrument that form no part of the claimed design.

(56) **References Cited**

U.S. PATENT DOCUMENTS

5,309,896 A * 5/1994 Moll A61B 17/00234
128/898
D481,371 S * 10/2003 Chen D14/150

1 Claim, 6 Drawing Sheets



(56)

References Cited

U.S. PATENT DOCUMENTS

D685,755 S * 7/2013 Shin D14/142
D700,964 S * 3/2014 Krishnan D24/133
D700,965 S * 3/2014 Krishnan D24/133
D830,549 S * 10/2018 Wartinbee D24/140
D864,171 S * 10/2019 Shultz D14/227
2005/0251159 A1 11/2005 Ewers
2018/0103942 A1* 4/2018 Igarashi A61B 17/3423
2020/0107825 A1* 4/2020 Siccardi A61B 17/0281

OTHER PUBLICATIONS

Australian Examination Report issued in AU 2018277165, dated
Mar. 5, 2020, 4 pages.

* cited by examiner

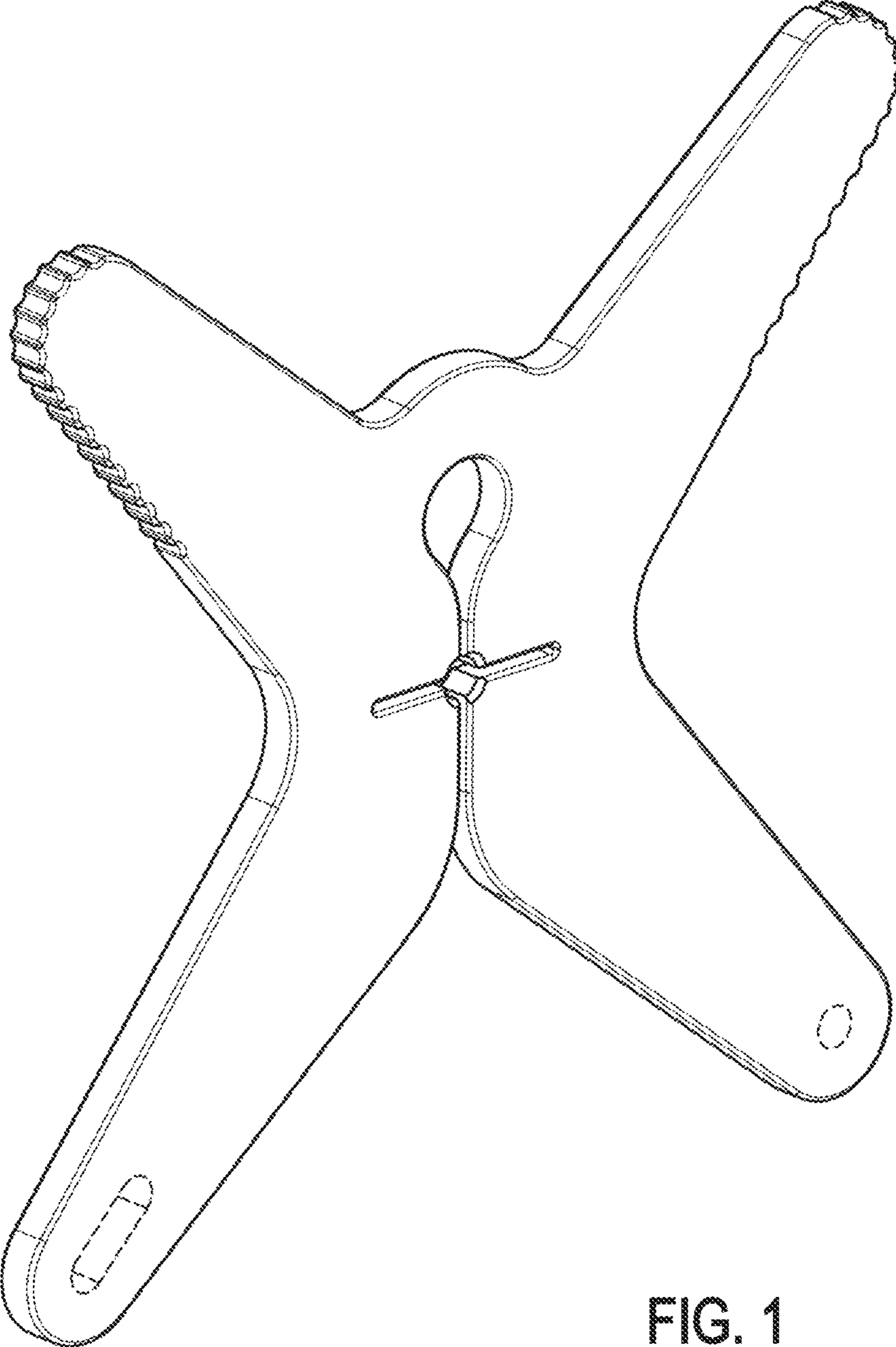


FIG. 1




FIG. 2

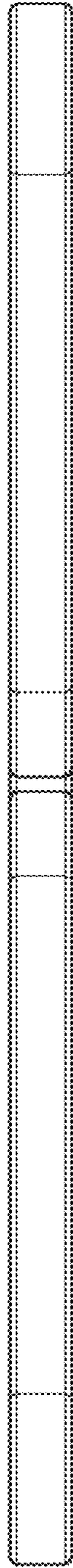


FIG. 3

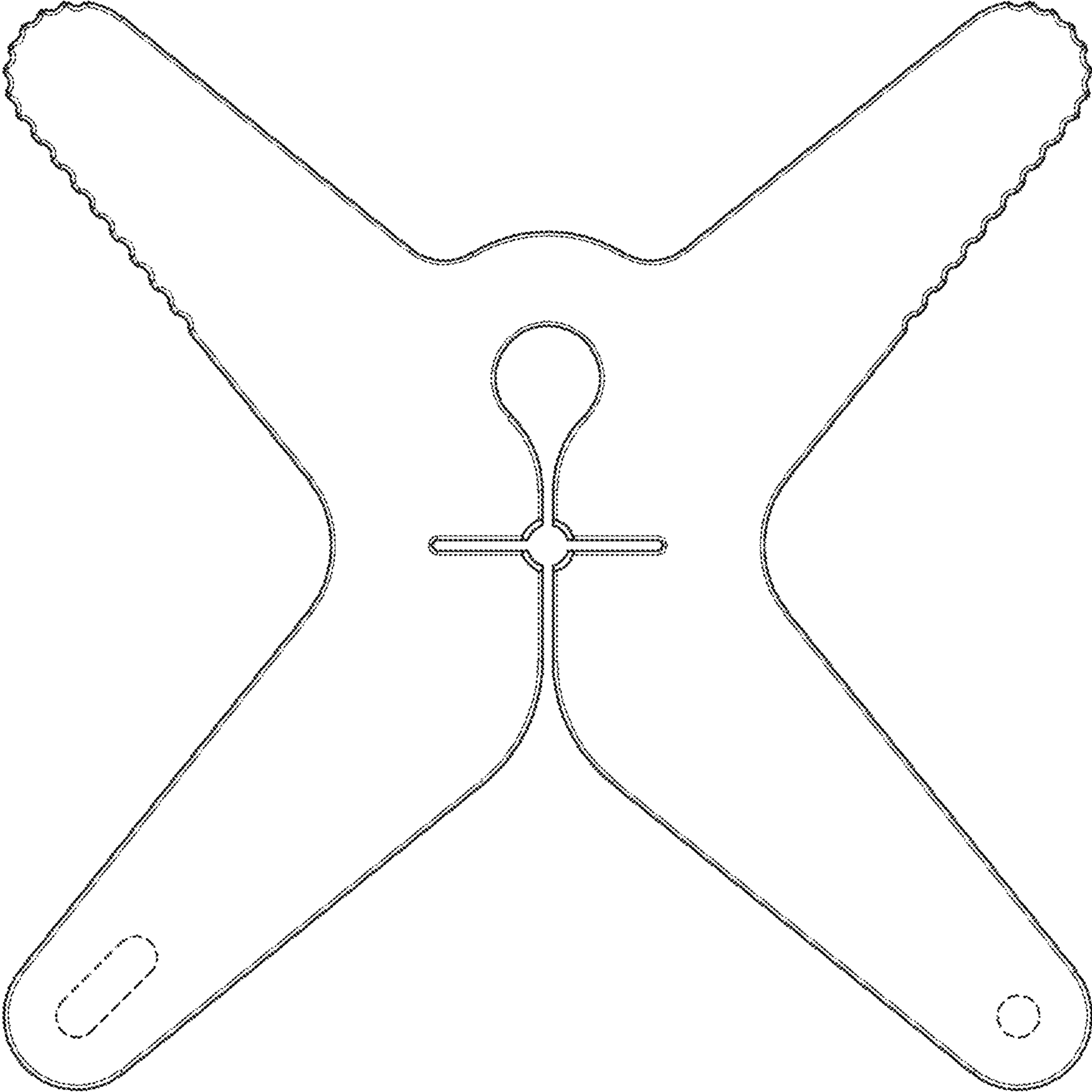


FIG. 4



FIG. 5

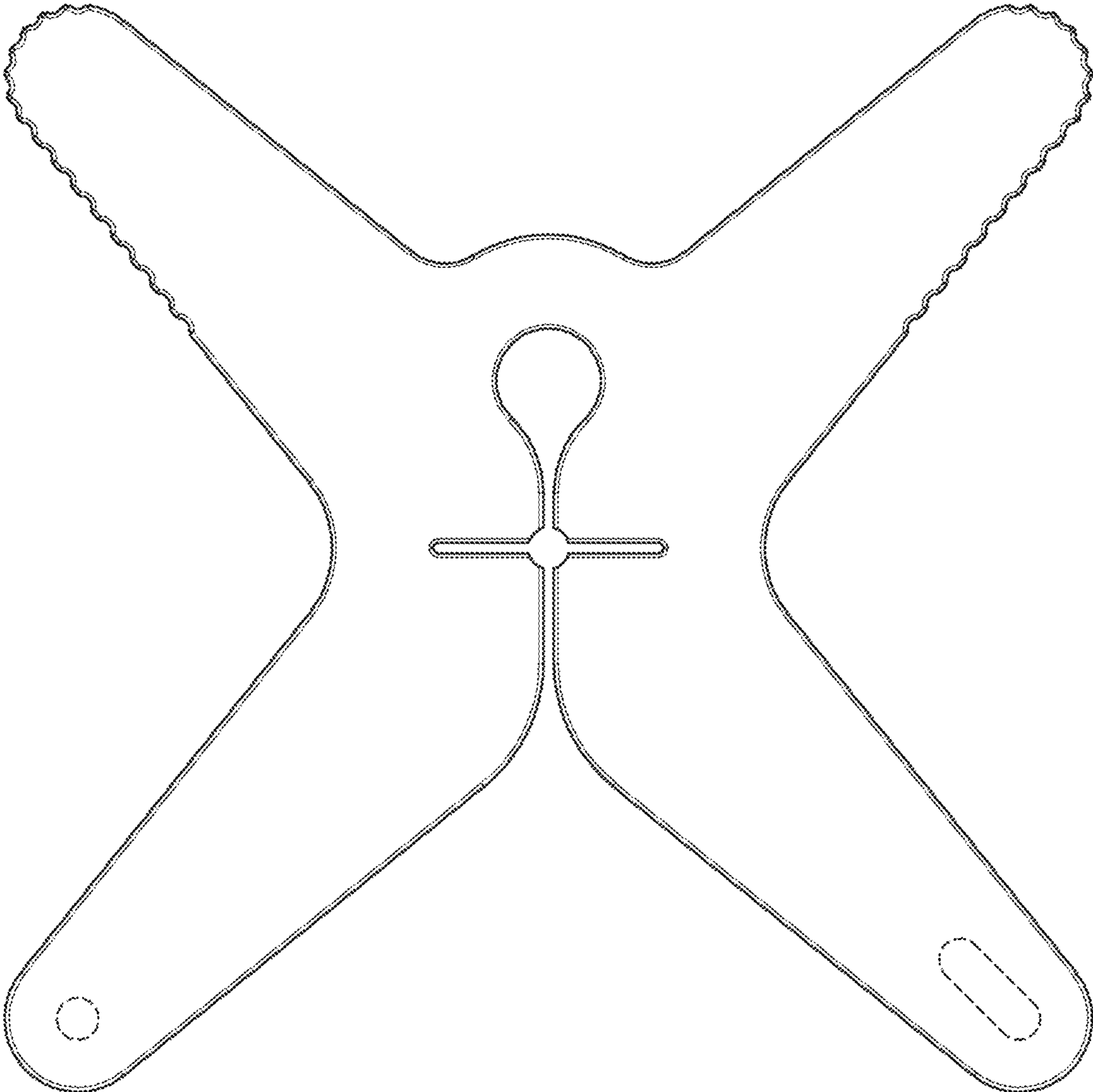


FIG. 6