



US00D942609S

(12) **United States Design Patent** (10) **Patent No.:** **US D942,609 S**
Adams et al. (45) **Date of Patent:** **** Feb. 1, 2022**

(54) **DIETARY SUPPLEMENT**
(71) Applicant: **Nutramax Laboratories, Inc.,**
Lancaster, SC (US)
(72) Inventors: **Brian Adams**, Lancaster, SC (US);
David Griffin, Forest Hill, MD (US);
Hubert Ratkowski, Simpsonville, SC
(US)

D535,021 S * 1/2007 Stawski D24/101
D636,483 S 4/2011 Kempton et al.
D641,863 S * 7/2011 Spengler D24/103
D669,573 S 10/2012 Inoue
D711,621 S * 8/2014 Hatherell D1/130
9,179,695 B2 11/2015 Kumiega et al.
9,532,946 B2 1/2017 Kluger et al.
D801,517 S 10/2017 Kassouni
D834,175 S * 11/2018 Kim D24/101
2006/0141009 A1 6/2006 Huron et al.
2006/0193909 A1 8/2006 Stawski et al.
2007/0160670 A1 7/2007 Judy et al.

(73) Assignee: **Nutramax Laboratories, Inc.,**
Lancaster, SC (US)

(**) Term: **15 Years**

(21) Appl. No.: **29/746,018**

(22) Filed: **Aug. 11, 2020**

(51) **LOC (13) Cl.** **24-01**

(52) **U.S. Cl.**
USPC **D24/100**

(58) **Field of Classification Search**
USPC D24/100-104
CPC A61K 9/20; A61K 9/209; A61K 9/2077;
A61K 9/5078; A61K 9/4891; A61K
9/167; A61K 9/2072; A61K 9/2081;
A61K 9/2086; A61K 8/11
See application file for complete search history.

(56) **References Cited**

U.S. PATENT DOCUMENTS

3,113,076 A 12/1963 Jacobs
3,125,490 A * 3/1964 Hershberg A61J 3/007
424/10.2
4,139,589 A 2/1979 Beringer et al.
D299,275 S * 1/1989 Ott D24/103
4,803,076 A 2/1989 Ranade
D309,035 S * 7/1990 Ni D24/103
5,516,530 A 5/1996 Lo et al.
5,728,400 A 3/1998 Battist et al.
6,342,248 B1 1/2002 Miyabe et al.

FOREIGN PATENT DOCUMENTS

CA 3123 12/1910
CA 58277 3/1987
CN 105055349 A 11/2015
JP D1420224 S 7/2011
WO 2001026632 A1 4/2001
WO 2019034763 A1 2/2019

* cited by examiner

Primary Examiner — Charles D Hanson
(74) *Attorney, Agent, or Firm* — Dickinson Wright PLLC;
Andrew D. Dorisio

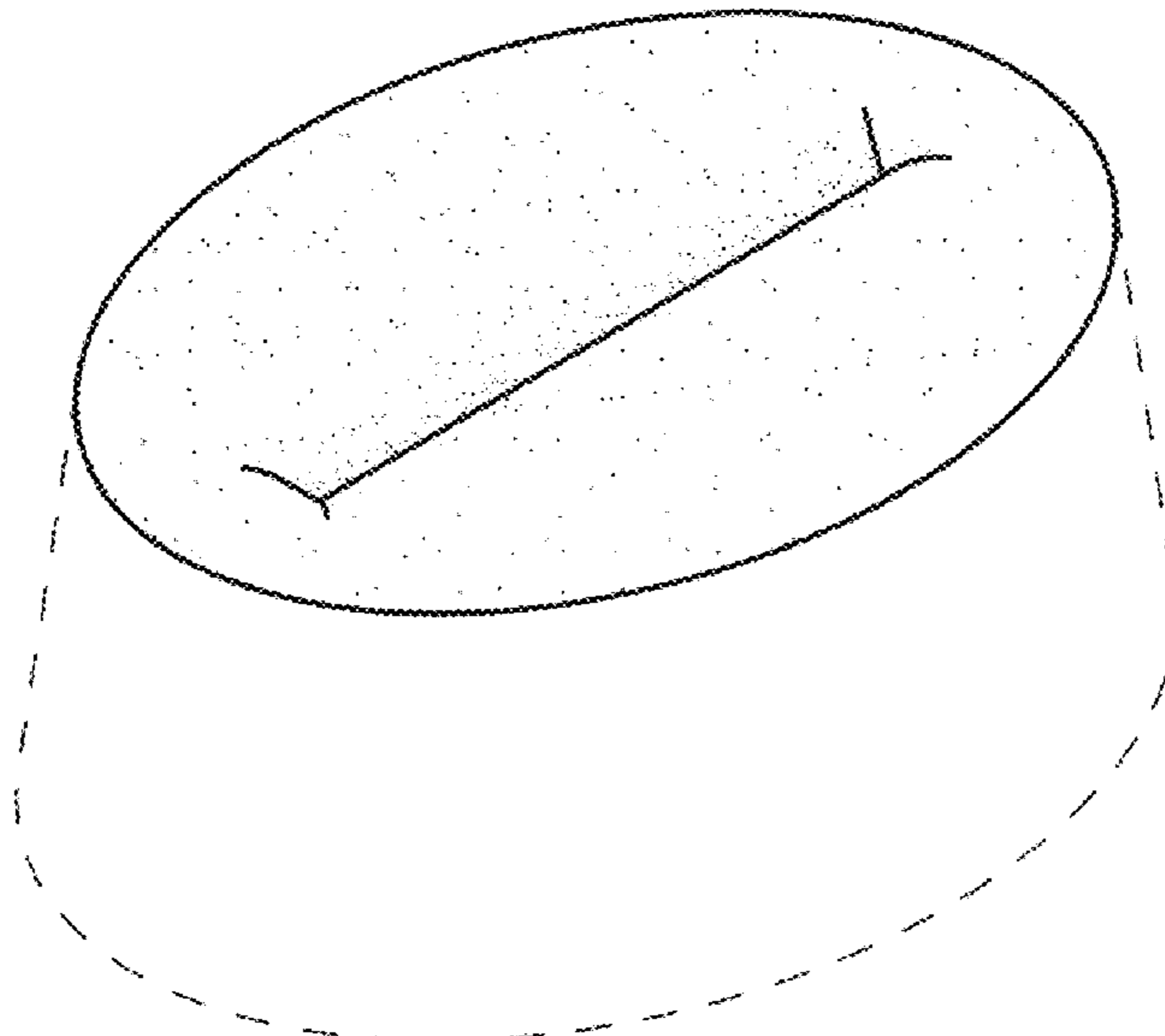
(57) **CLAIM**

The ornamental design for a dietary supplement, as shown and described.

DESCRIPTION

FIG. 1 is a top perspective view of a dietary supplement according to our new design;
FIG. 2 is a bottom perspective view thereof;
FIG. 3 is a front view thereof;
FIG. 4 is a top view thereof;
FIG. 5 is a bottom view thereof; and,
FIG. 6 is a side view thereof.
The broken line depictions form no part of the claimed design.

1 Claim, 1 Drawing Sheet



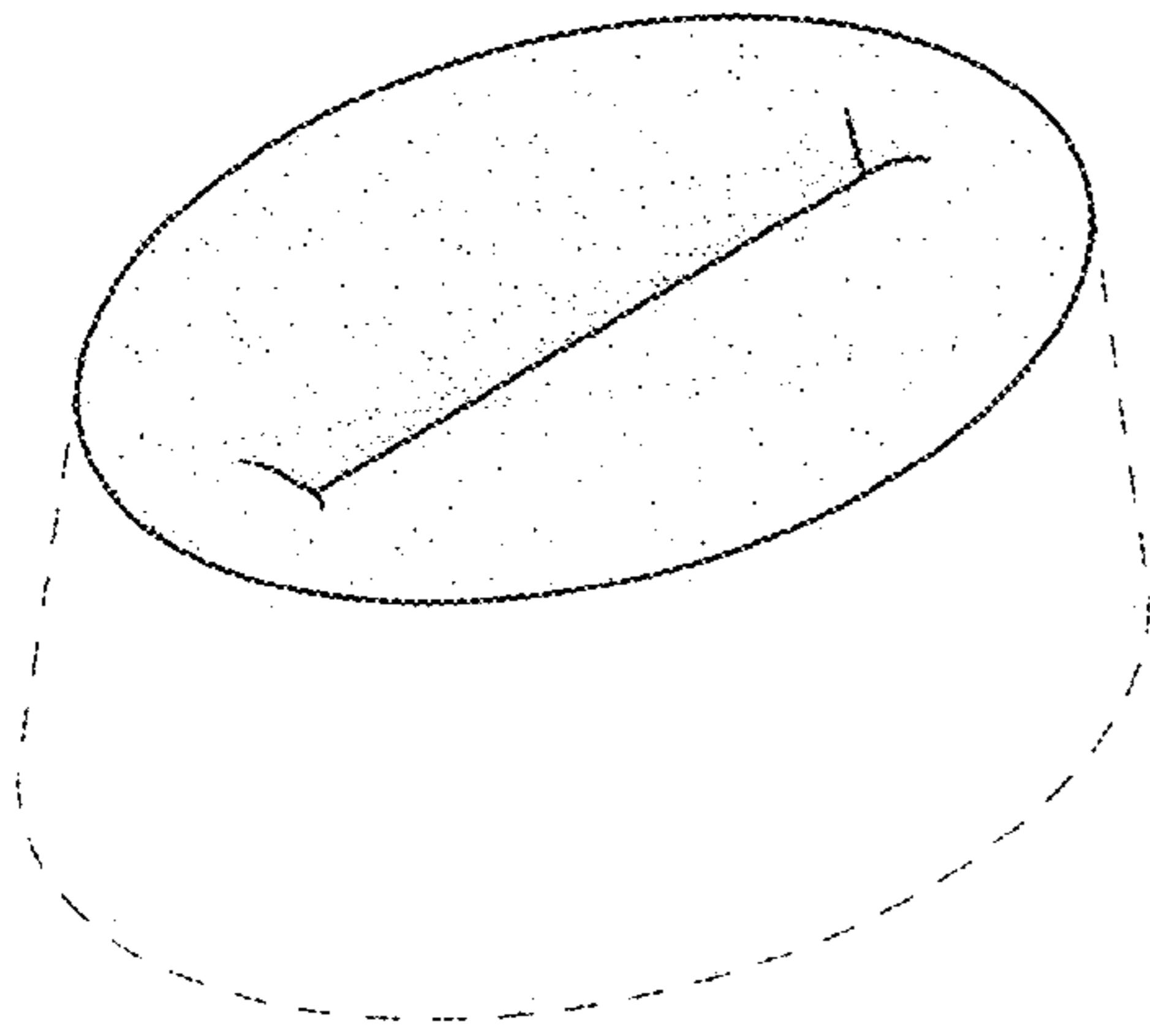


FIG. 1

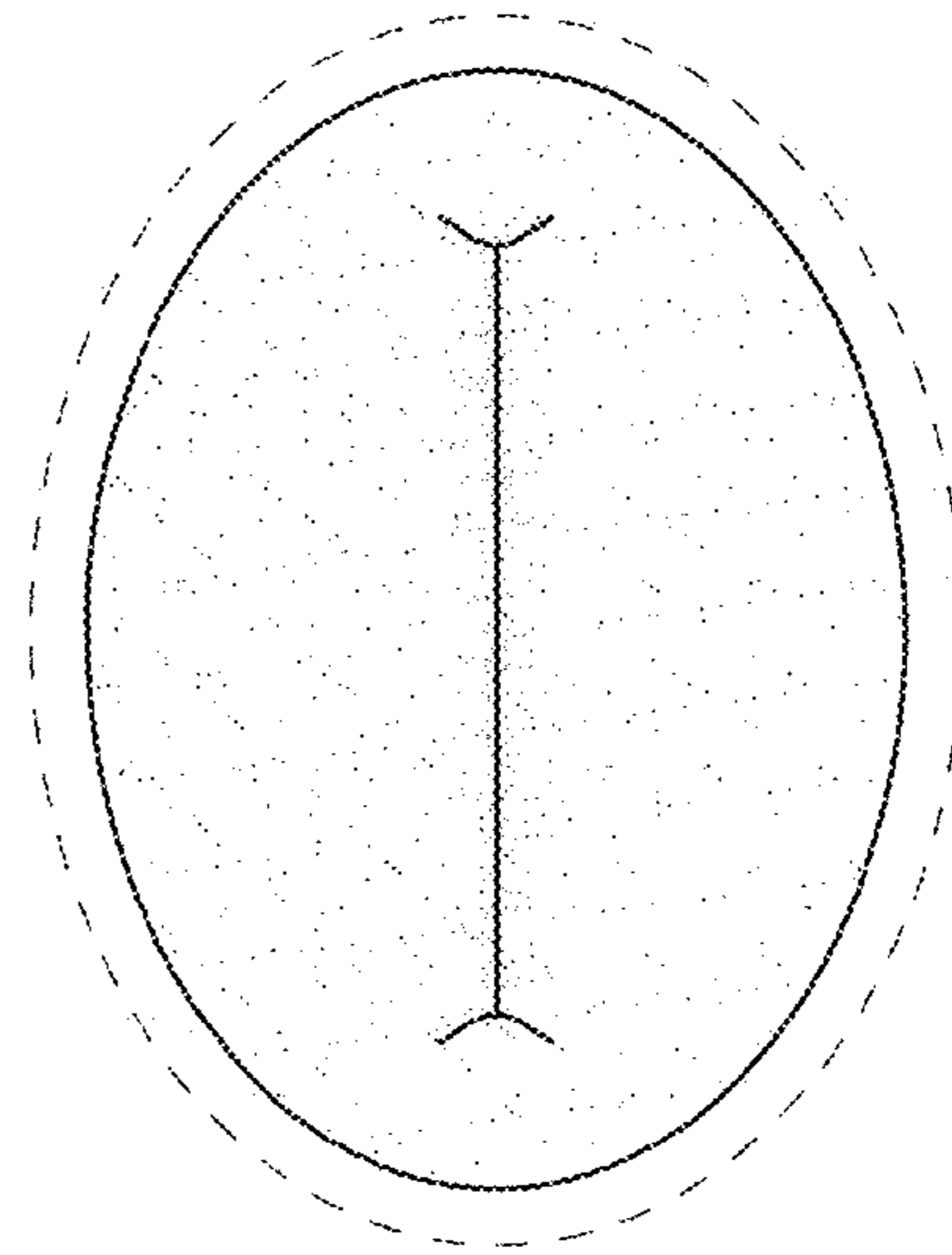


FIG. 4

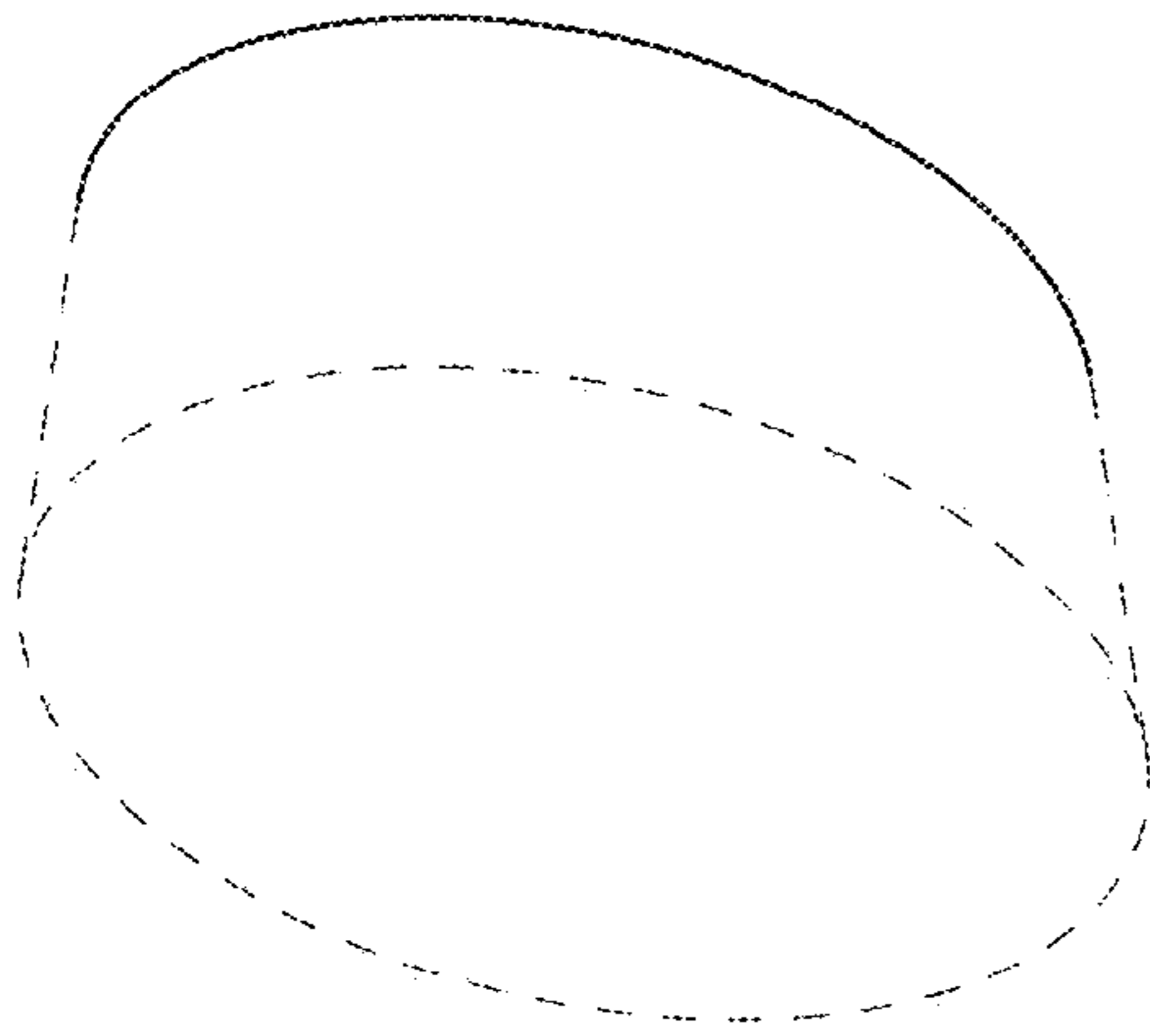


FIG. 2



FIG. 3




FIG. 6

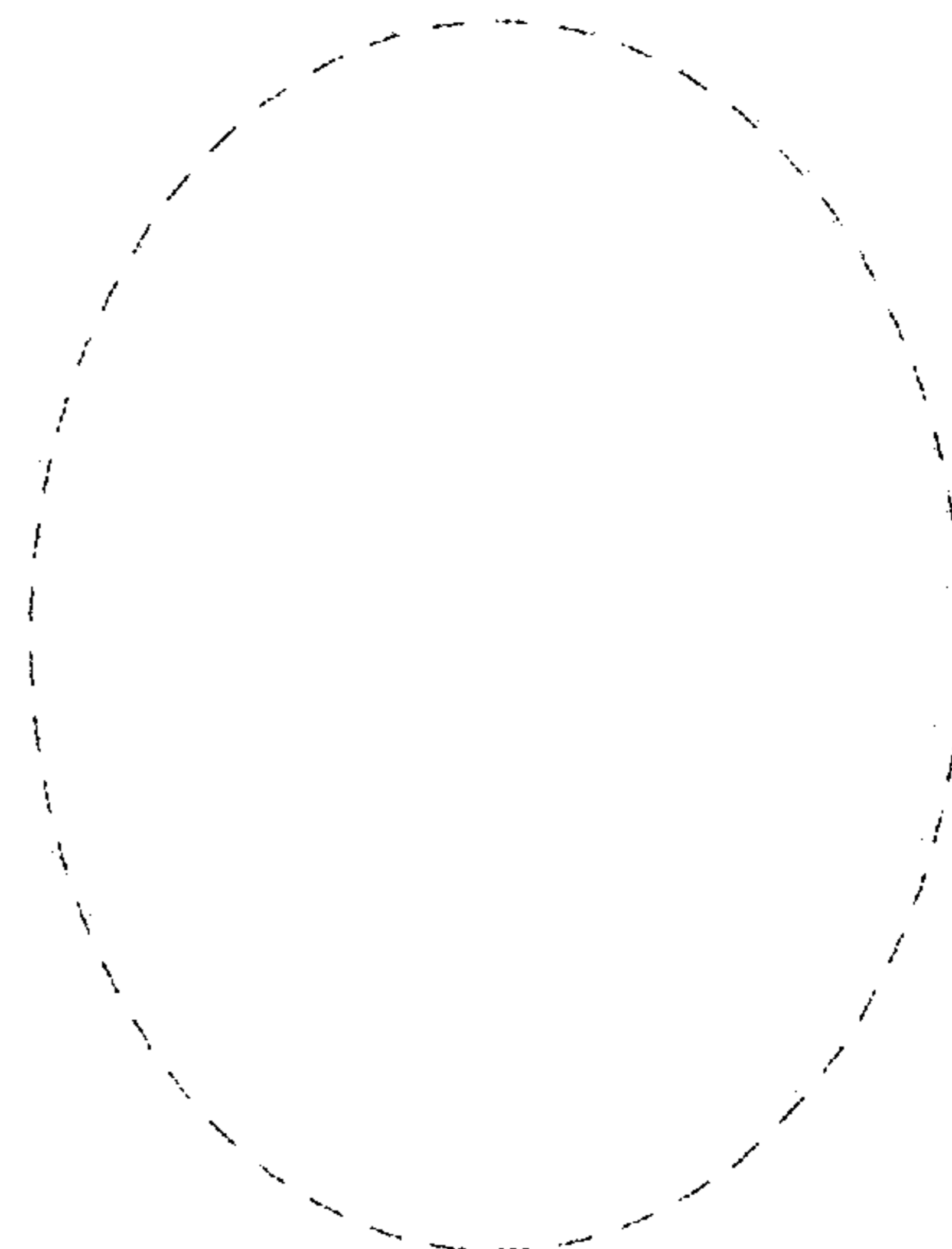


FIG. 5