



US00D942601S

(12) **United States Design Patent** (10) **Patent No.:** **US D942,601 S**
Lei (45) **Date of Patent:** **** Feb. 1, 2022**

(54) **FAN HEATER**

Primary Examiner — Natasha Vujcic

(71) Applicant: **MIDEA GROUP CO., LTD.**, Foshan (CN)

(74) *Attorney, Agent, or Firm* — Morgan, Lewis & Bockius LLP

(72) Inventor: **Hanqiang Lei**, Guangdong (CN)

(73) Assignee: **MIDEA GROUP CO., LTD.**, Foshan (CN)

(57) **CLAIM**

(**) Term: **15 Years**

The ornamental design for a fan heater, as shown and described.

(21) Appl. No.: **35/510,248**

(22) Filed: **May 20, 2020**

DESCRIPTION

(80) **Hague Agreement Data**

Int. Filing Date: **May 20, 2020**

Int. Reg. No.: **DM/210058**

Int. Reg. Date: **May 20, 2020**

Int. Reg. Pub. Date: **Sep. 4, 2020**

- 1.-2. Fan heater
- 1.1 : Front
- 1.2 : Back
- 1.3 : Left
- 1.4 : Right
- 1.5 : Top
- 1.6 : Bottom
- 1.7 : Perspective
- 1.8 : Front view of component 1
- 1.9 : Left view of component 1
- 1.10 : Right view of component 1
- 1.11 : Top view of component 1
- 1.12 : Front view of component 2
- 1.13 : Left view of component 2
- 1.14 : Top view of component 2
- 2.1 : Front
- 2.2 : Back
- 2.3 : Left
- 2.4 : Right
- 2.5 : Top
- 2.6 : Bottom
- 2.7 : Perspective

(30) **Foreign Application Priority Data**

Dec. 24, 2019 (CN) 201930724182.0

(51) **LOC (13) Cl.** **23-03**

(52) **U.S. Cl.**
USPC **D23/336**

(58) **Field of Classification Search**

USPC D23/330, 333, 335, 336, 341, 342, 351, D23/353, 354, 355, 356, 359, 364, 365, D23/370, 385, 386, 388, 393

CPC F24F 1/00; F24F 1/0007; F24F 1/02; F24F 1/08; F24F 1/42; F24F 1/56; F24F 1/60; F24F 3/044; F24F 3/048; F24F 3/16; F24F 7/00; F24F 7/04; F24F 12/001; F24F 12/006

See application file for complete search history.

Back and bottom views of component 1 are omitted as they are the same as back and bottom views of the combination (i.e. reproductions 1.2 and 1.6) respectively; back, right and bottom views of component 2 are omitted as they are the same as front, left and top views of component 2 (i.e. reproductions 1.12-1.14) respectively.


(56) **References Cited**

U.S. PATENT DOCUMENTS

D405,520 S * 2/1999 Birdsell D23/382
D421,114 S * 2/2000 Lozzio D23/332

(Continued)

1 Claim, 21 Drawing Sheets



(56)

References Cited

U.S. PATENT DOCUMENTS

D455,824	S	*	4/2002	Walker	D23/335
D502,768	S	*	3/2005	Blateri	D23/336
D504,941	S	*	5/2005	Blateri	D23/335
D539,402	S	*	3/2007	Blateri	D23/336
D577,799	S	*	9/2008	Blateri	D23/335
D610,664	S	*	2/2010	Thomas	D23/343
D621,026	S	*	8/2010	Peterson	D23/382
D645,129	S	*	9/2011	Lin	D23/342
D684,249	S	*	6/2013	Herbst	D23/370
D685,459	S	*	7/2013	Pan	D23/370
D721,431	S	*	1/2015	Herbst	D23/382
D807,487	S	*	1/2018	Delerue	D23/382
D858,728	S	*	9/2019	Meng	D23/335
D898,894	S	*	10/2020	Breit	D23/382
D916,271	S	*	4/2021	Hamazaki	D23/412
D921,883	S	*	6/2021	Israel	D23/412

* cited by examiner


1.1




1.2



1.3



1.4



1.5



1.6




1.7



1.8



1.9




1.10



1.11




1.12



1.13



1.14




2.1




2.2



2.3



2.4



2.5



2.6



2.7

