

US00D942596S

(12) **United States Design Patent**
Nakagawa

(10) **Patent No.:** **US D942,596 S**

(45) **Date of Patent:** **** Feb. 1, 2022**

(54) **SEAL MATERIAL**

(71) Applicant: **NIPPON VALQUA INDUSTRIES, LTD.**, Tokyo (JP)

(72) Inventor: **Ippei Nakagawa**, Gojo (JP)

(73) Assignee: **VALQUA, LTD.**, Tokyo (JP)

(**) Term: **15 Years**

(21) Appl. No.: **29/568,897**

(22) Filed: **Jun. 22, 2016**

(30) **Foreign Application Priority Data**

Dec. 24, 2015 (JP) 2015-028686

(51) **LOC (13) Cl.** **23-01**

(52) **U.S. Cl.**
USPC **D23/269**

(58) **Field of Classification Search**
USPC D23/259–265, 268–269, 233, 249;
277/351–354, 372, 397, 504, 523, 603,
277/616, 620; 285/86–92, 133.21, 232,
285/351, 910, 918; 292/308

CPC F16L 17/025; F16L 21/022; F16L 5/02;
F16L 5/08; F16L 5/10; F16J 15/125; F16J
15/16; F16J 15/027; F16J 15/025; F16J
15/166; F16J 15/186; F16J 15/3232

See application file for complete search history.

(56) **References Cited**

U.S. PATENT DOCUMENTS

3,893,649 A * 7/1975 Cornell B65F 1/06
248/101
D380,039 S * 6/1997 Sutherland D23/269
D572,348 S * 7/2008 Arosio D15/5
D598,988 S * 8/2009 Jaccoby D23/269
D631,948 S * 2/2011 Yoshida D23/269
D633,991 S * 3/2011 Nakagawa D23/269
D638,523 S * 5/2011 Yoshida D23/269

D643,912 S * 8/2011 Bowman D23/269
D646,764 S * 10/2011 Rusconi D23/269
D648,427 S * 11/2011 Bowman D23/269
D649,986 S * 12/2011 Fujikata D15/138
D655,401 S * 3/2012 Muramatsu D23/269

(Continued)

FOREIGN PATENT DOCUMENTS

JP S62-49153 3/1987
JP D1382393 3/2010

(Continued)

OTHER PUBLICATIONS

Japanese Office Action dated Jul. 4, 2016 which issued in the corresponding Patent Application No. 2015-028686, including English translation.

(Continued)

Primary Examiner — Amy C Wierenga

(74) *Attorney, Agent, or Firm* — Dickinson Wright PLLC

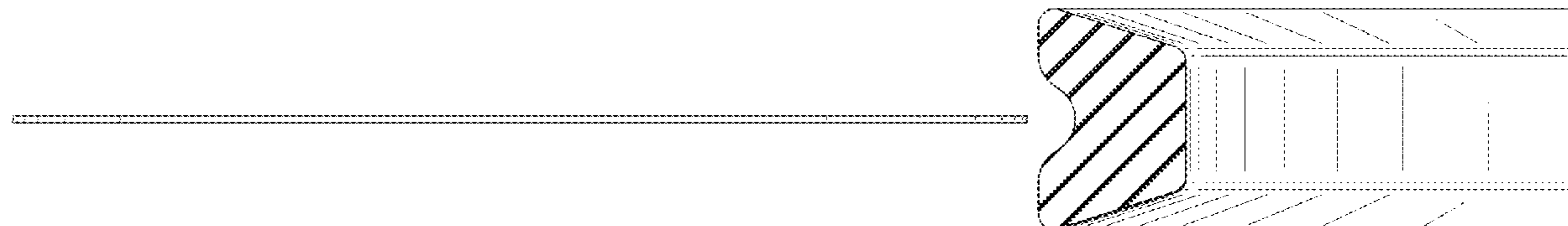
(57) **CLAIM**

The ornamental design for a seal material, as shown and described.

DESCRIPTION

FIG. 1 is a front view of a seal material showing my new design;
FIG. 2 is a top view thereof;
FIG. 3 is a bottom view thereof;
FIG. 4 is a right view thereof;
FIG. 5 is a perspective view thereof;
FIG. 6 is a cross-sectional view of the portion 6-6 of FIG. 2 thereof;
FIG. 7 is a cross-sectional view of the portion 7-7 of FIG. 6 thereof; and,
FIG. 8 is an enlarged fragmentary view of the cross sectional portion of FIG. 5 thereof.

1 Claim, 5 Drawing Sheets



(56)

References Cited

U.S. PATENT DOCUMENTS

D659,175 S * 5/2012 Fujikata D15/138
D723,239 S * 2/2015 Raschke D34/29
D728,757 S * 5/2015 Graham D23/269
D743,513 S * 11/2015 Yamagishi D23/269
D754,308 S * 4/2016 Nakagawa D23/269
D767,234 S * 9/2016 Kirkland D34/29
2012/0098209 A1* 4/2012 Siegfriedsen F16J 15/3276
277/562
2015/0226331 A1* 8/2015 Guimet F16L 23/22
277/562
2015/0279706 A1* 10/2015 Nakagawa F16J 15/128
277/641

FOREIGN PATENT DOCUMENTS

TW D163769 10/2014
TW D166713 3/2015

OTHER PUBLICATIONS

Taiwanese Notice of Allowance dated Jan. 18, 2017 which issued in the corresponding Design Application No. 105303641.

* cited by examiner

FIG.1

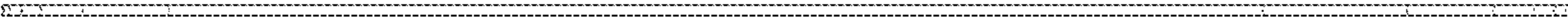


FIG.2




FIG.3




FIG.4




FIG.5

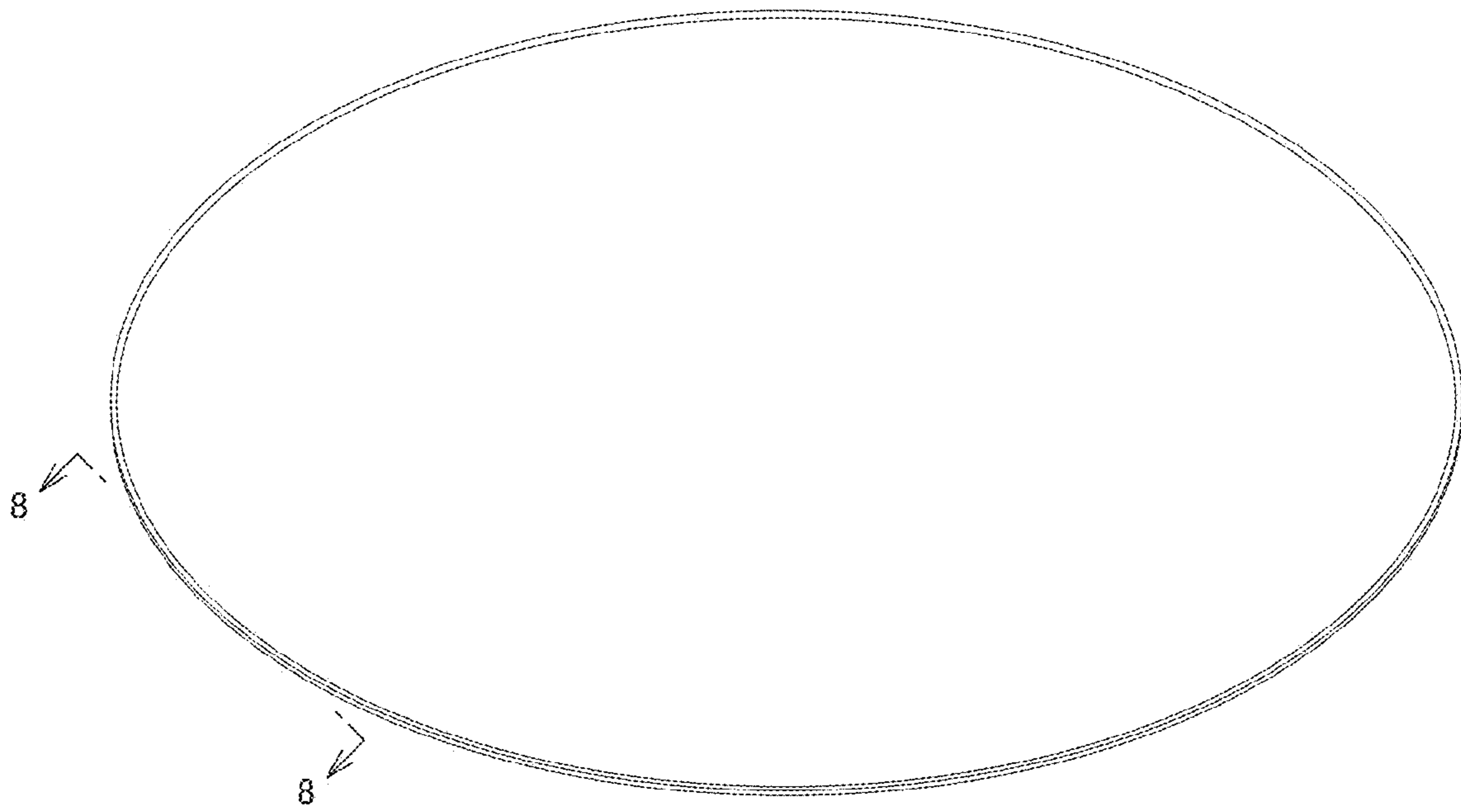


FIG.6

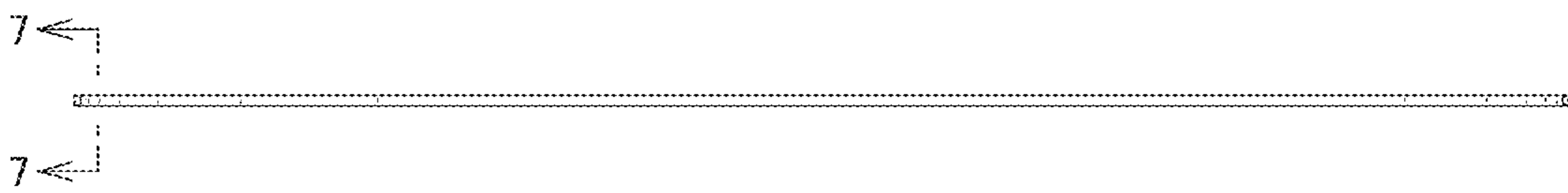


FIG. 7

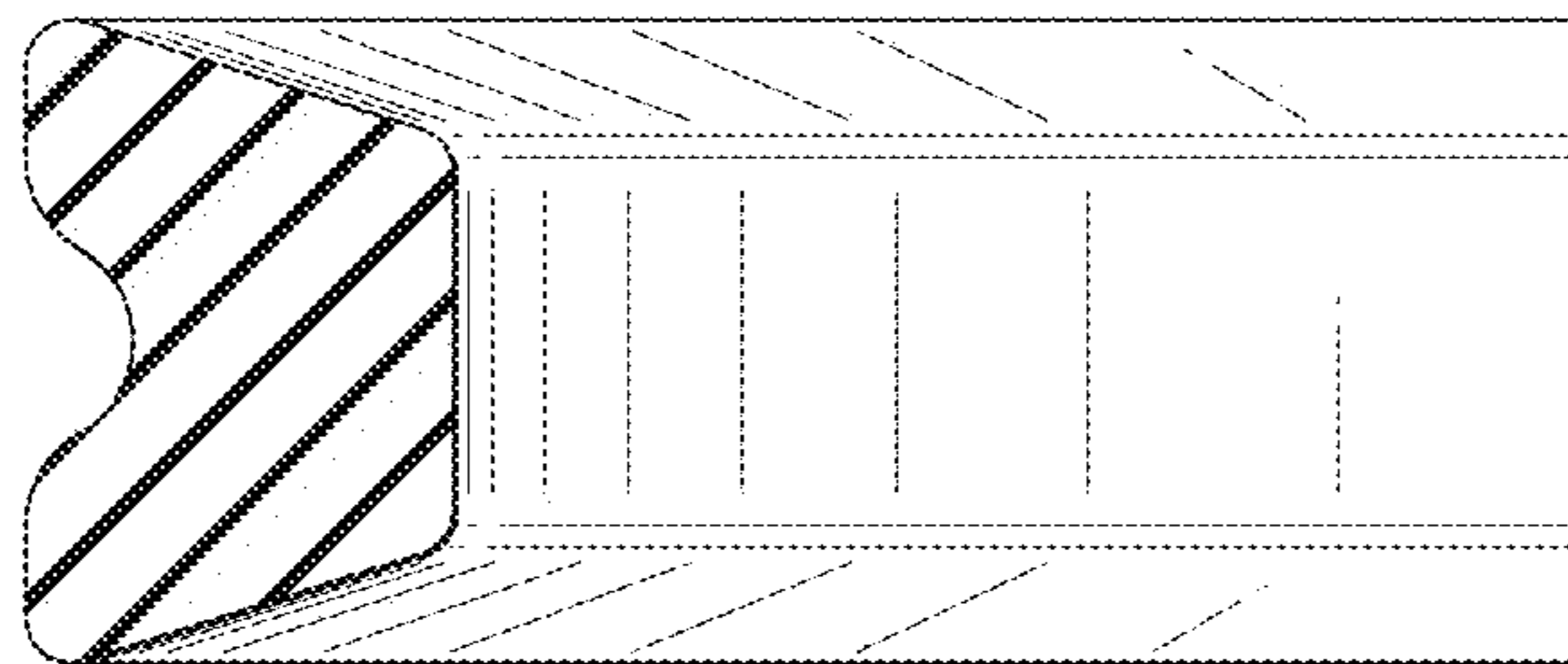


FIG.8

