



US00D942571S

(12) **United States Design Patent** (10) **Patent No.:** **US D942,571 S**  
**Ukhnalev** (45) **Date of Patent:** **\*\* Feb. 1, 2022**

- (54) **PING PONG PADDLE HANDLE**
- (71) Applicant: **Ochre Organization Inc.**, Walpole, MA (US)
- (72) Inventor: **Alexey A Ukhnalev**, Laguna Niguel, CA (US)
- (73) Assignee: **Ochre Organization, Inc.**, Walpole, MA (US)
- (\*\*) Term: **15 Years**
- (21) Appl. No.: **29/652,317**
- (22) Filed: **Jul. 17, 2020**
- (51) **LOC (13) Cl.** ..... **21-02**
- (52) **U.S. Cl.**  
USPC ..... **D21/756**
- (58) **Field of Classification Search**  
USPC ..... D21/729-732, 753, 756-758  
CPC ..... A63B 59/40; A63B 59/42; A63B 59/45;  
A63B 60/08; A63B 60/002-34; A63B  
2102/16  
See application file for complete search history.

- (56) **References Cited**  
U.S. PATENT DOCUMENTS
- 1,961,473 A \* 6/1934 Baltzley ..... A63B 59/40  
473/529
- 1,986,154 A \* 1/1935 Marks ..... A63B 59/40  
473/527
- D103,243 S \* 2/1937 Magnus ..... D21/731
- D168,192 S \* 11/1952 Schmid ..... D21/731
- D172,818 S \* 8/1954 Bomse ..... D21/731
- D232,450 S \* 8/1974 Chreist et al. .... D21/730
- D247,058 S 1/1978 Clowes
- D248,883 S 8/1978 McAllister
- D252,888 S 9/1979 Jones
- D259,800 S 7/1981 Gearhart, II
- 4,353,550 A 10/1982 Krosnick

- D316,125 S 4/1991 Poulakis
- D316,126 S 4/1991 Poulakis
- 5,139,258 A 8/1992 McPoyle
- D344,314 S \* 2/1994 Malkoun ..... D21/731
- D359,780 S 6/1995 Sokol et al.
- D378,935 S 4/1997 Blonski
- D401,639 S 11/1998 Yeh
- 6,461,259 B1 10/2002 Li
- D509,863 S \* 9/2005 Gajderowicz ..... D21/731
- D509,864 S \* 9/2005 Gajderowicz ..... D21/731
- D702,785 S 4/2014 Johnston
- 8,894,516 B2 \* 11/2014 Tillery ..... A63B 60/12  
473/527
- D731,015 S 6/2015 Murphy, Jr.
- D731,604 S \* 6/2015 Romley ..... D21/731
- D846,674 S 4/2019 Yan
- D858,669 S \* 9/2019 Wu-Larse ..... D21/753
- D883,411 S \* 5/2020 Kowalke ..... D21/729

(Continued)

*Primary Examiner* — Mitchell I. Siegel  
(74) *Attorney, Agent, or Firm* — Brooks Kushman P.C.

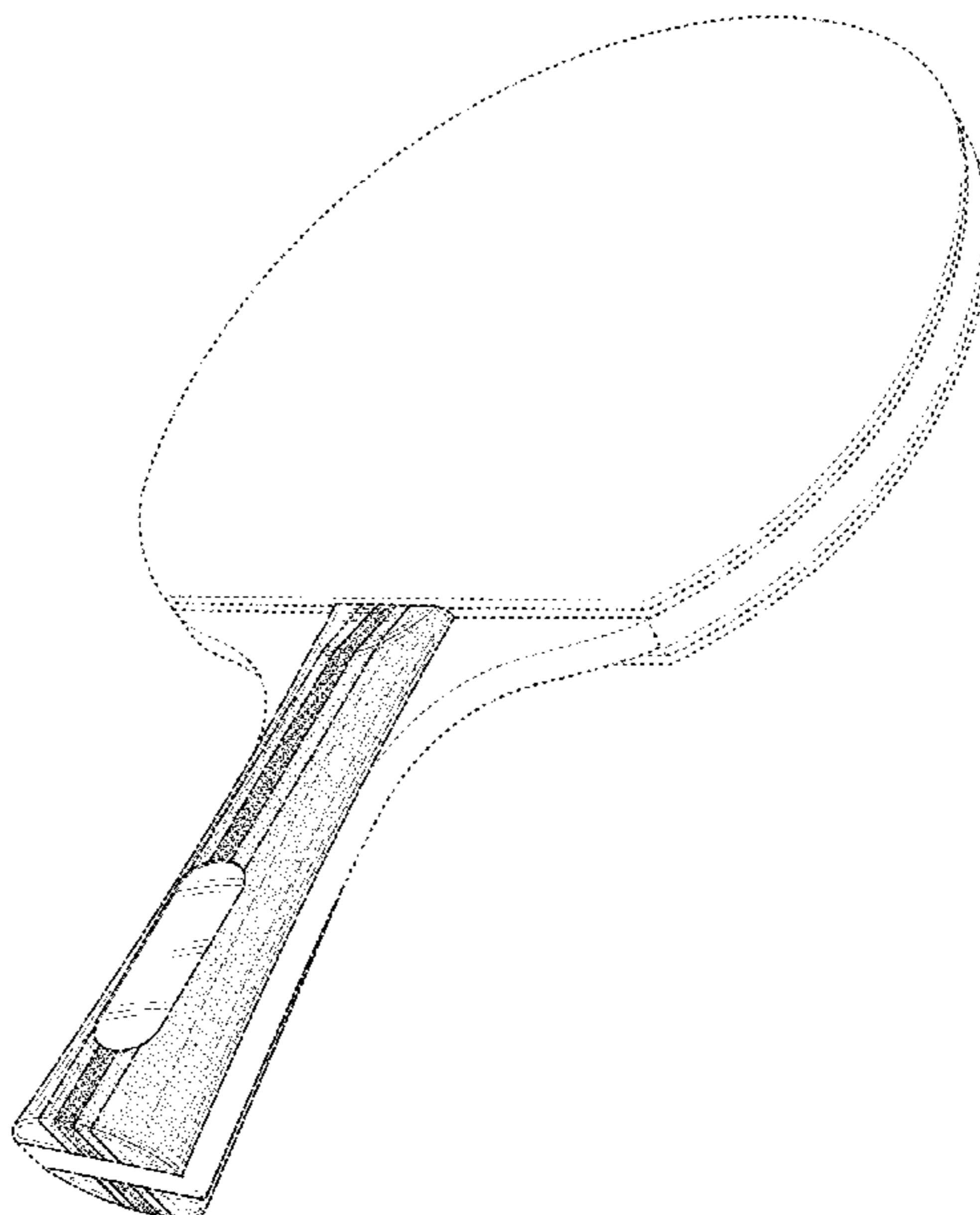
(57) **CLAIM**

The ornamental design for a ping pong paddle handle, as shown and described.

**DESCRIPTION**

FIG. 1 is a perspective view of the ping pong paddle handle; FIG. 2 is a top view thereof; FIG. 3 is a bottom view thereof; FIG. 4 is a side view thereof; FIG. 5 is a side view thereof; FIG. 6 is a front view thereof; and, FIG. 7 is a rear view thereof. The broken lines shown in the drawings illustrate environment of the ping pong paddle handle that form no part of the claimed design. The stippling in the drawings indicate contrasting colors of the handle.

**1 Claim, 5 Drawing Sheets**



(56)

**References Cited**

U.S. PATENT DOCUMENTS

D894,304 S \* 8/2020 Say ..... D21/753  
2012/0010031 A1\* 1/2012 Reisman ..... A63B 59/40  
473/527  
2013/0005519 A1 1/2013 Khan  
2014/0221134 A1\* 8/2014 Giegerich ..... A63B 59/40  
473/527  
2017/0348573 A1\* 12/2017 Zhou ..... A63B 59/42  
2020/0324394 A1\* 10/2020 Guay ..... B25B 5/003  
2021/0077876 A1\* 3/2021 Hayase ..... B32B 25/045

\* cited by examiner

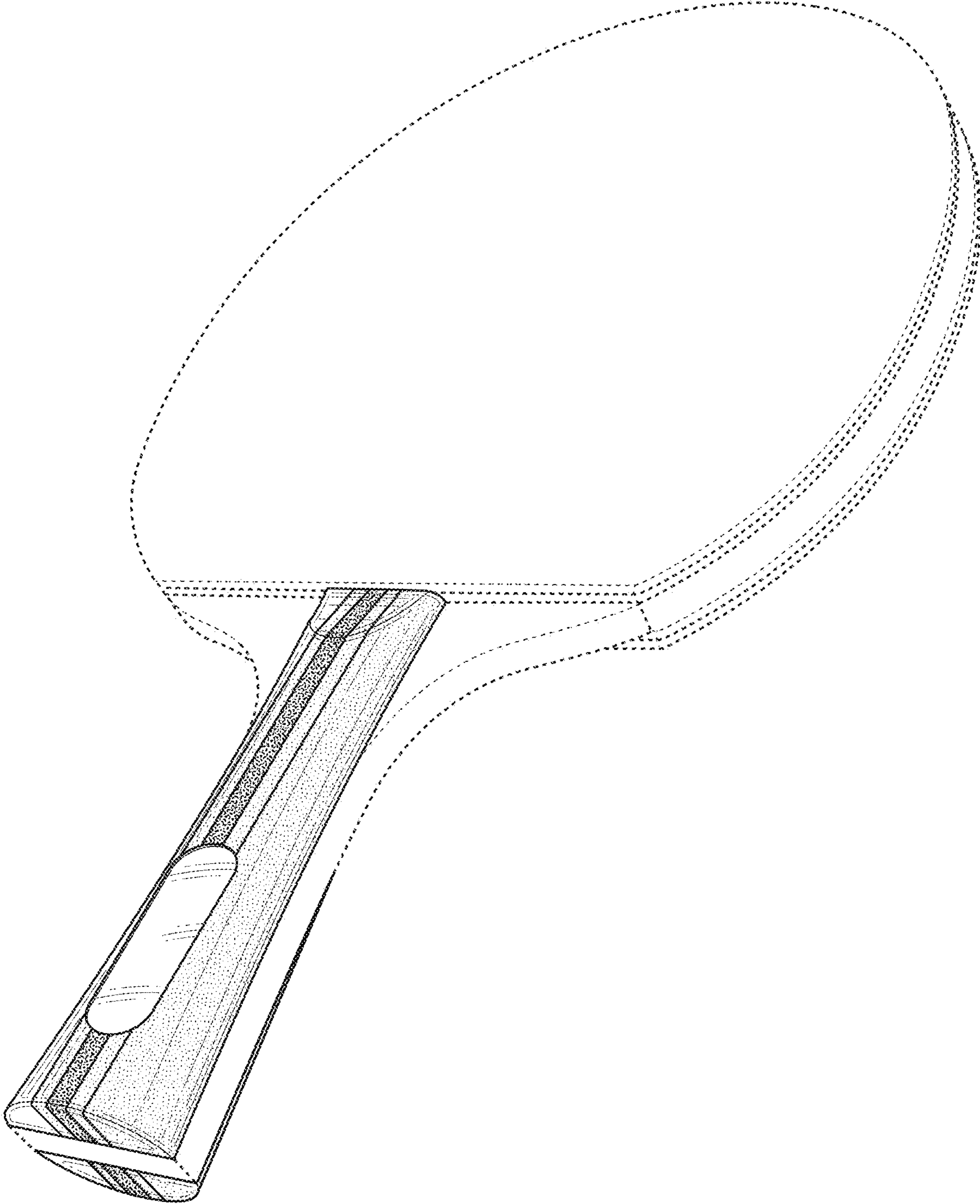


FIG. 1

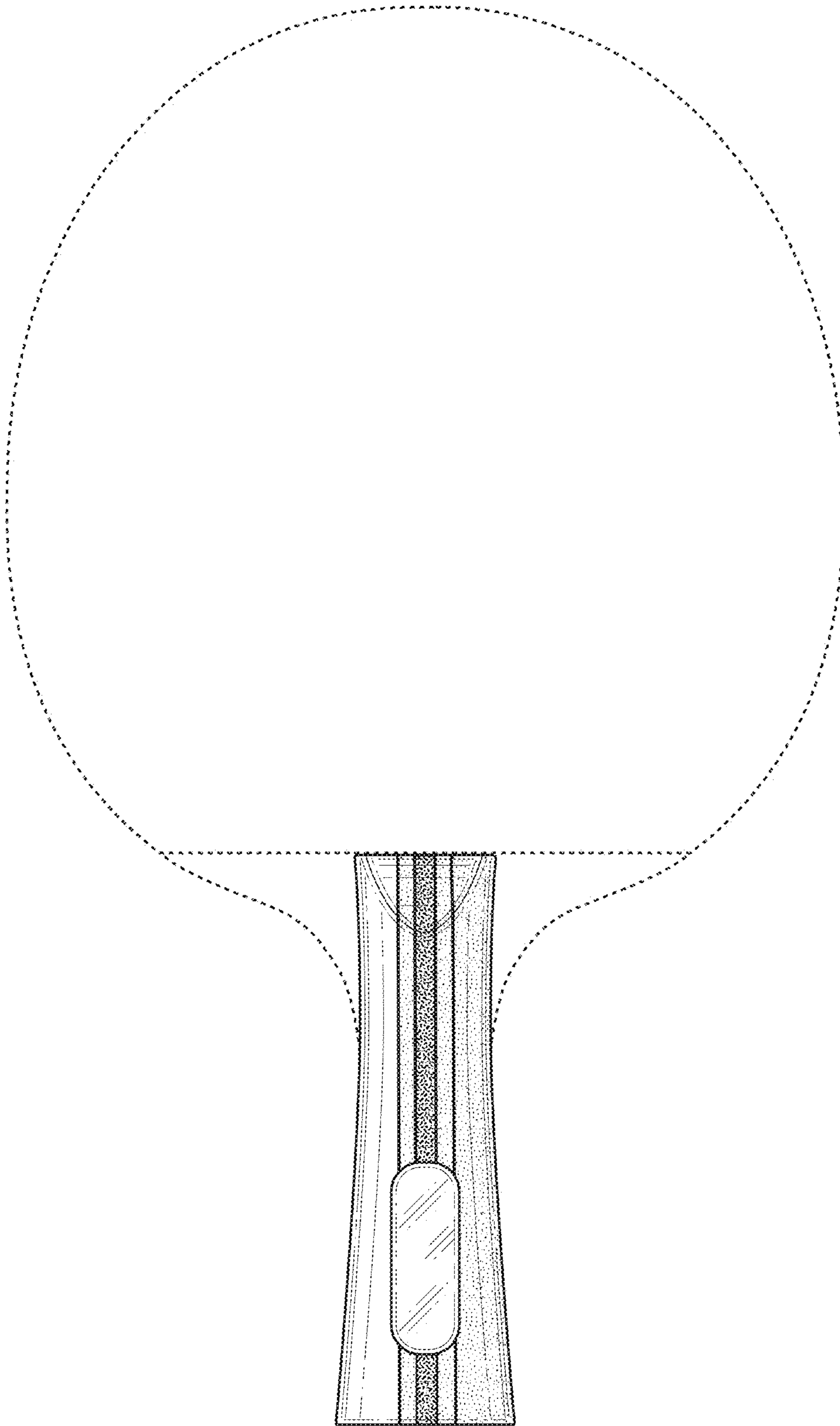


FIG. 2

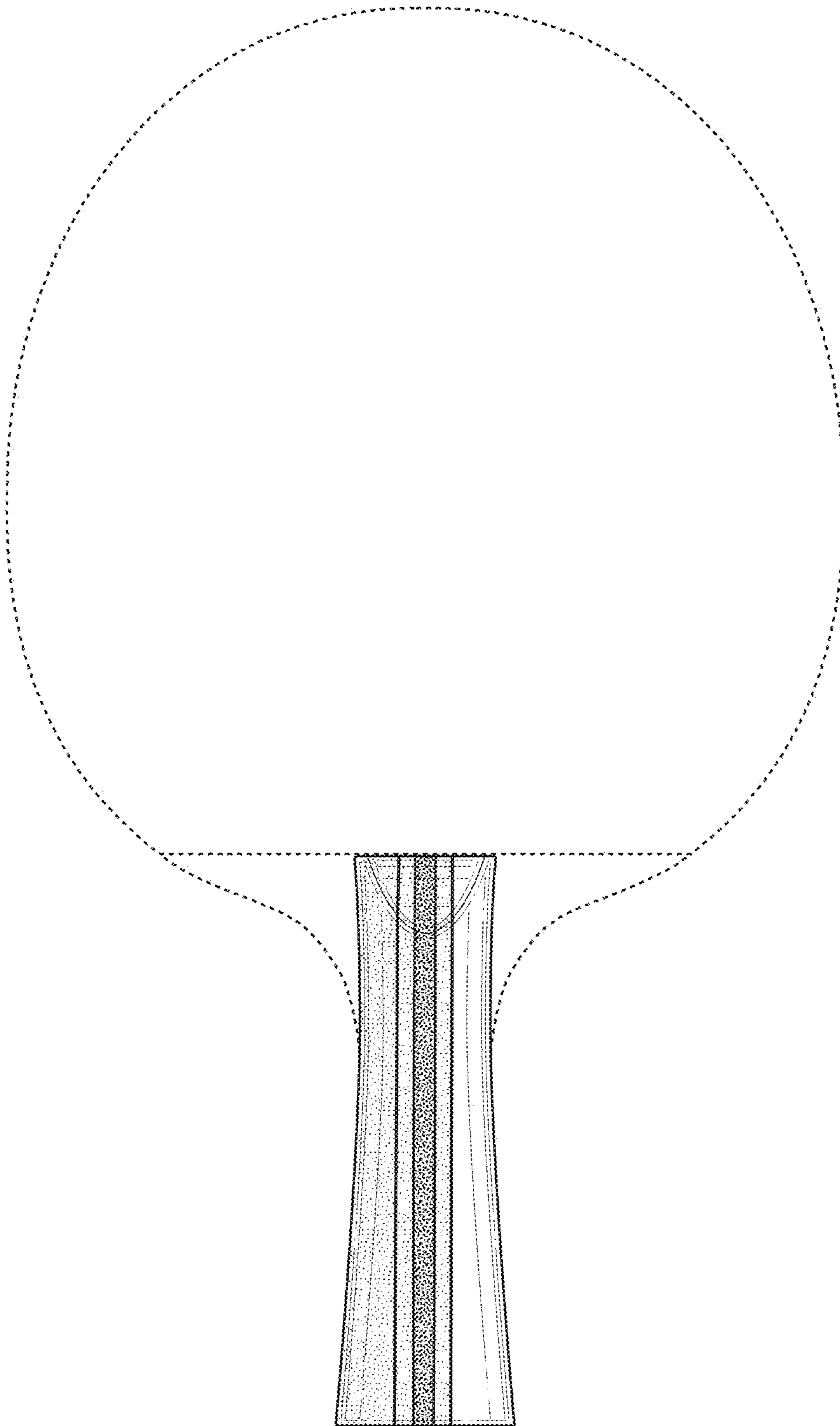


FIG. 3



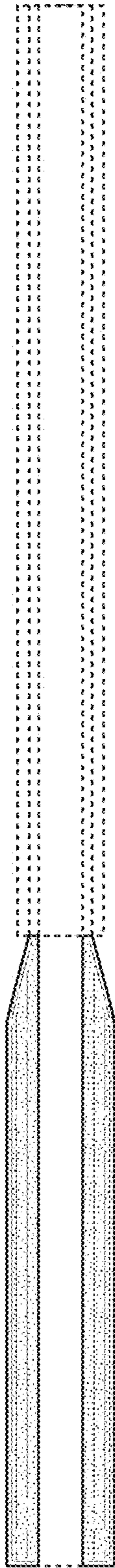


FIG. 4

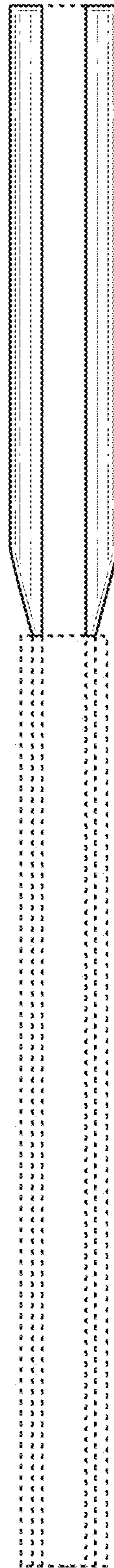


FIG. 5

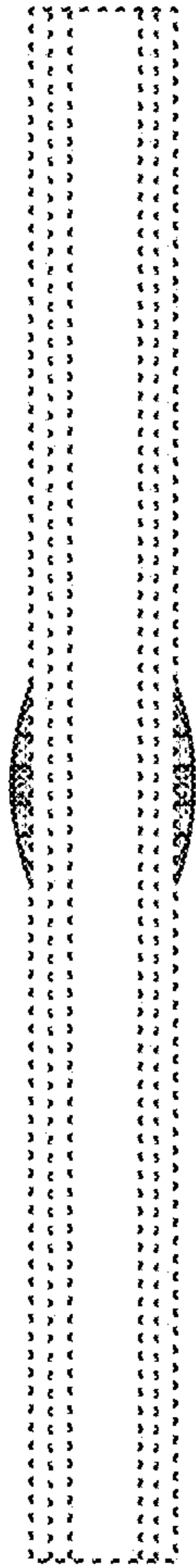


FIG. 6

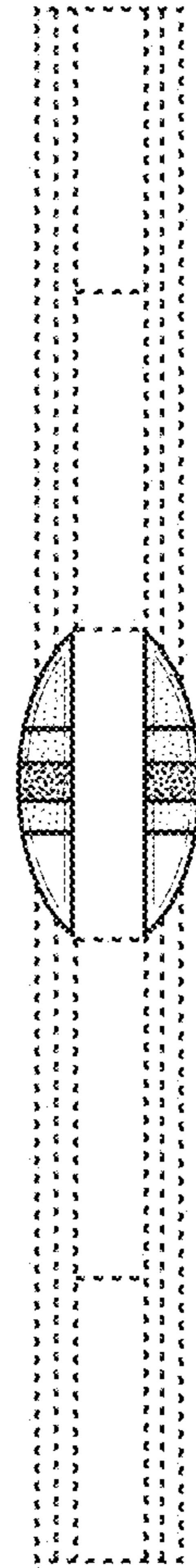


FIG. 7