



US00D942565S

(12) **United States Design Patent** (10) **Patent No.:** **US D942,565 S**
Hu (45) **Date of Patent:** **** Feb. 1, 2022**

(54) **BALANCE BOARD**

D910,125 S * 2/2021 Liu D21/688
D916,218 S * 4/2021 Lu D21/688
11,173,344 B2 * 11/2021 Stehlik A63B 21/00178

(71) Applicant: **Shuwen Hu**, Hefei (CN)

(72) Inventor: **Shuwen Hu**, Hefei (CN)

(**) Term: **15 Years**

(21) Appl. No.: **29/769,743**

(22) Filed: **Feb. 8, 2021**

(51) **LOC (13) Cl.** **21-02**

(52) **U.S. Cl.**

USPC **D21/688**

(58) **Field of Classification Search**

USPC D21/662, 690, 686, 685, 671, 688, 668,
D21/673, 682, 677, 665, 796, 791, 334;
D24/192, 212, 213, 214

See application file for complete search history.

(56) **References Cited**

U.S. PATENT DOCUMENTS

D411,304 S * 6/1999 Yang D24/212
D414,874 S * 10/1999 Edens D24/212
D564,604 S * 3/2008 Mikail D21/688
D681,138 S * 4/2013 Hodgkins D21/686
D740,381 S * 10/2015 Heath D21/688
D750,183 S * 2/2016 Heath D21/686
D753,777 S * 4/2016 Radtke D21/686
D779,000 S 2/2017 Olson
D798,397 S * 9/2017 Bellevue D21/686
D805,590 S * 12/2017 Heath D21/688
D825,696 S * 8/2018 Mercenari Uribe D21/671
10,159,372 B2 * 12/2018 Heath A63B 22/18
D875,194 S 2/2020 Zhou et al.
10,549,149 B1 * 2/2020 Long A63B 69/0093
D890,868 S * 7/2020 Zhao D21/686
D895,738 S * 9/2020 Ying D21/662

OTHER PUBLICATIONS

ZooVaa Store, announced 2018[online], [site visited Nov. 18, 2021]. Available on internet, URL:https://www.amazon.com/dp/B07GQ3CFTK/ref (Year: 2018).*

Seville Classics Store, announced 2020[online], [site visited Nov. 18, 2021]. Available on internet, URL:https://www.amazon.com/dp/B088C5JZD7/ref (Year: 2020).*

SunflowerHome, announced 2018[online], [site visited Nov. 18, 2021]. Available on internet, URL:https://www.amazon.com/Standing-Balance-Wobble-Training-Excercise/dp/B07KW535K6/ref (Year: 2018).*

* cited by examiner

Primary Examiner — Khawaja Anwar

Assistant Examiner — Julice Seung Eun Oum

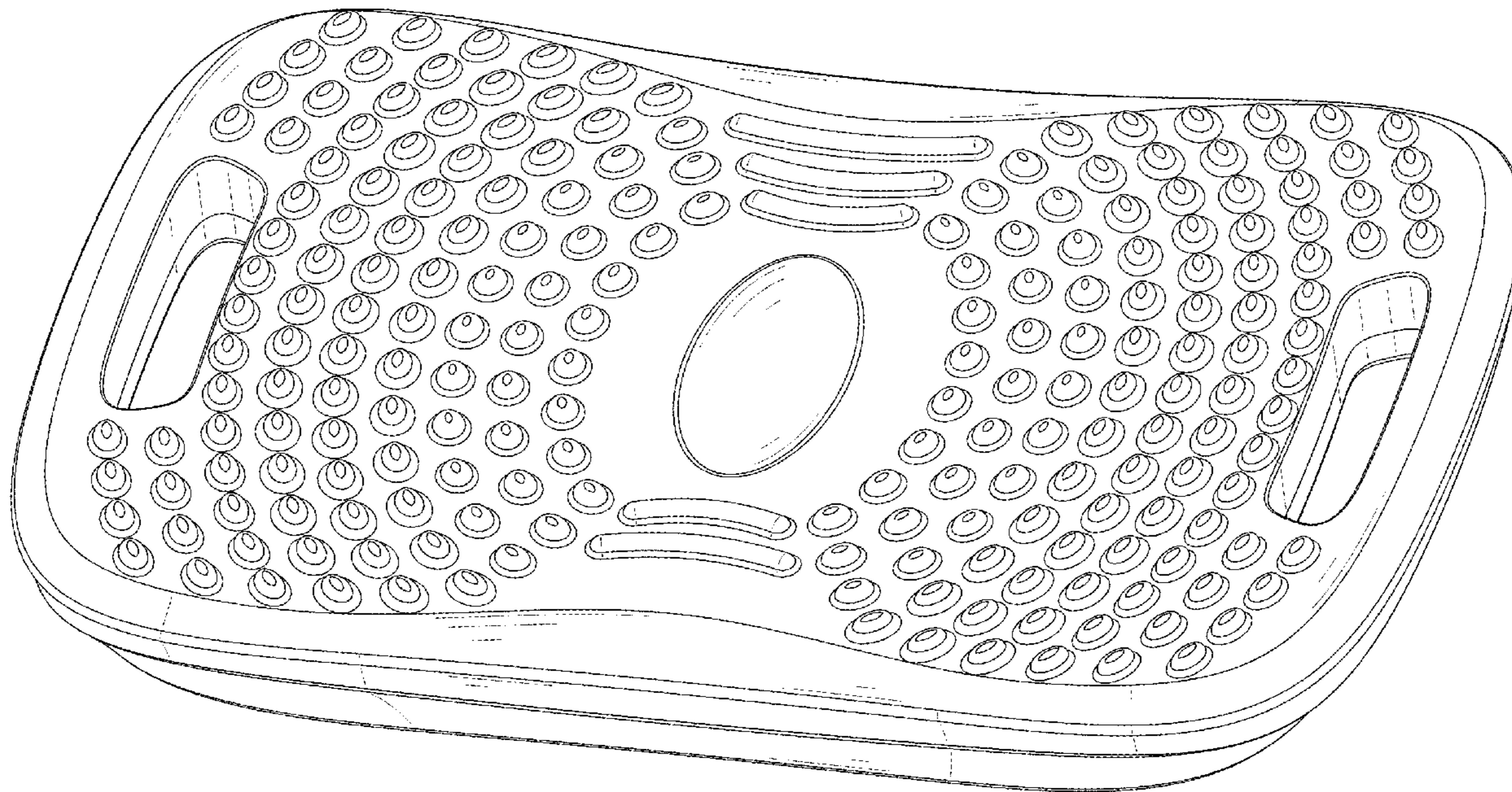
(57) **CLAIM**

The ornamental design for a balance board, as shown and described.

DESCRIPTION

FIG. 1 is a perspective view of a balance board showing my new design;
FIG. 2 is another perspective view thereof;
FIG. 3 is a front elevational view thereof
FIG. 4 is a rear elevational view thereof;
FIG. 5 is a left side elevational view thereof;
FIG. 6 is a right side elevational view thereof;
FIG. 7 is a bottom plan view thereof; and,
FIG. 8 is a top plan view thereof.

1 Claim, 8 Drawing Sheets



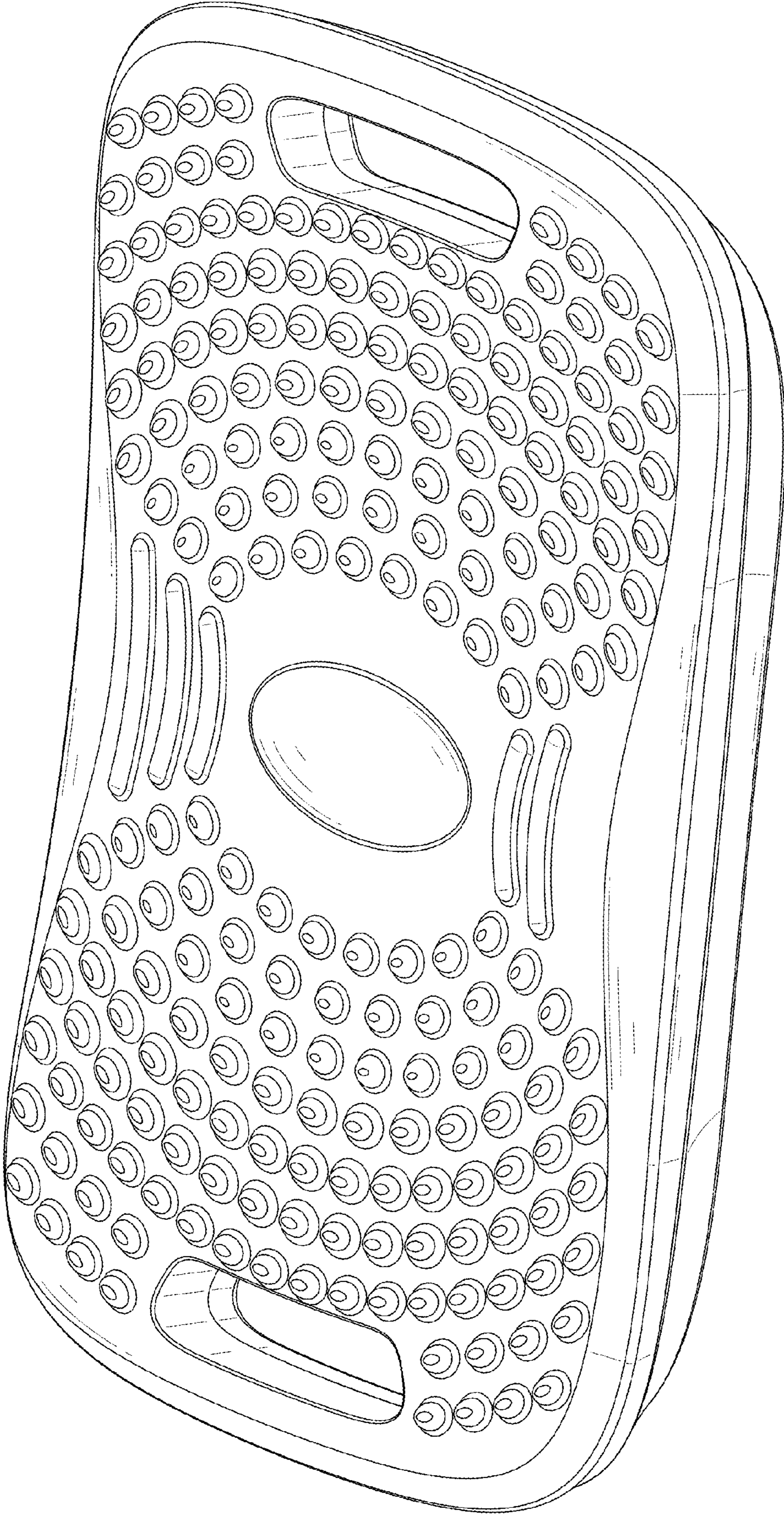


FIG. 1

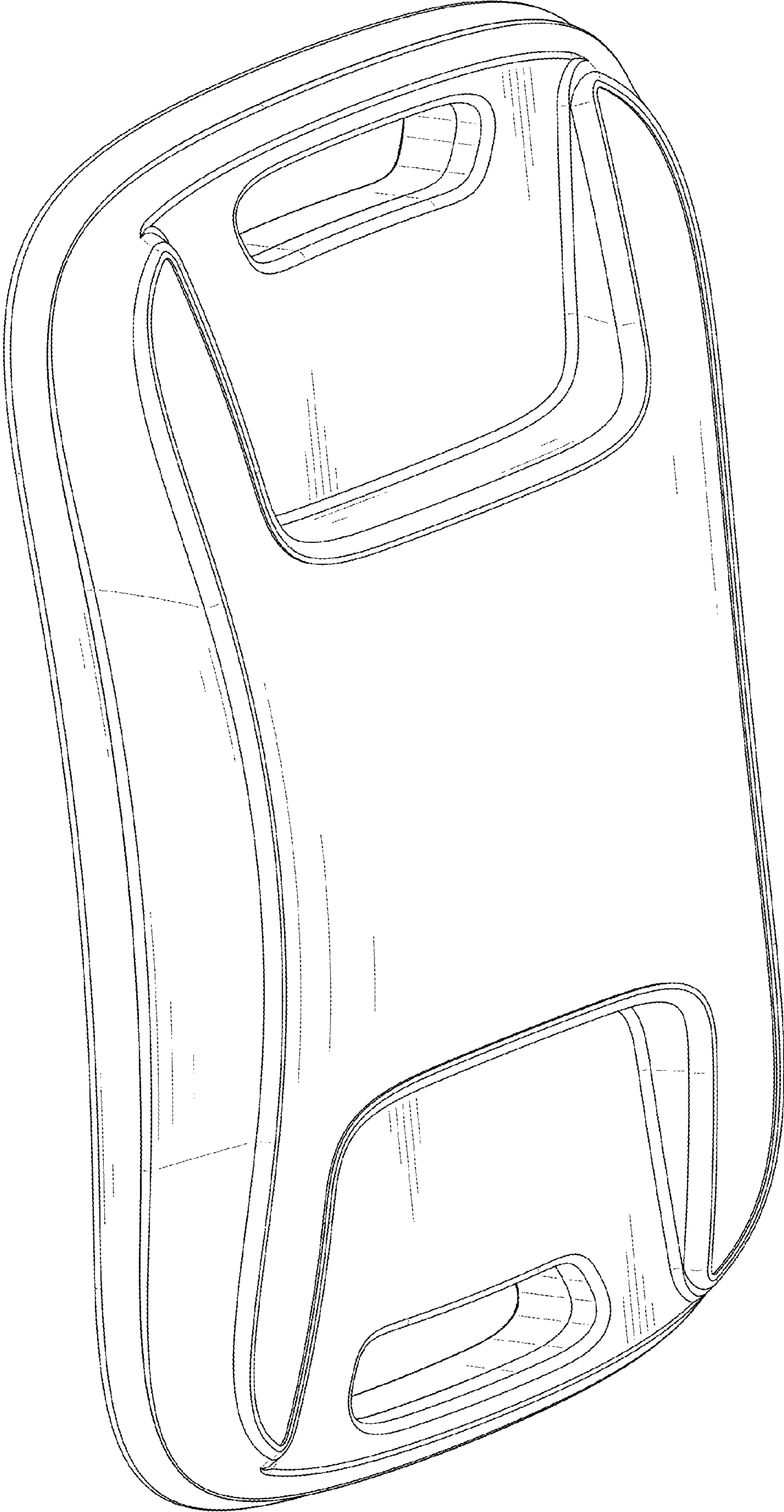


FIG. 2

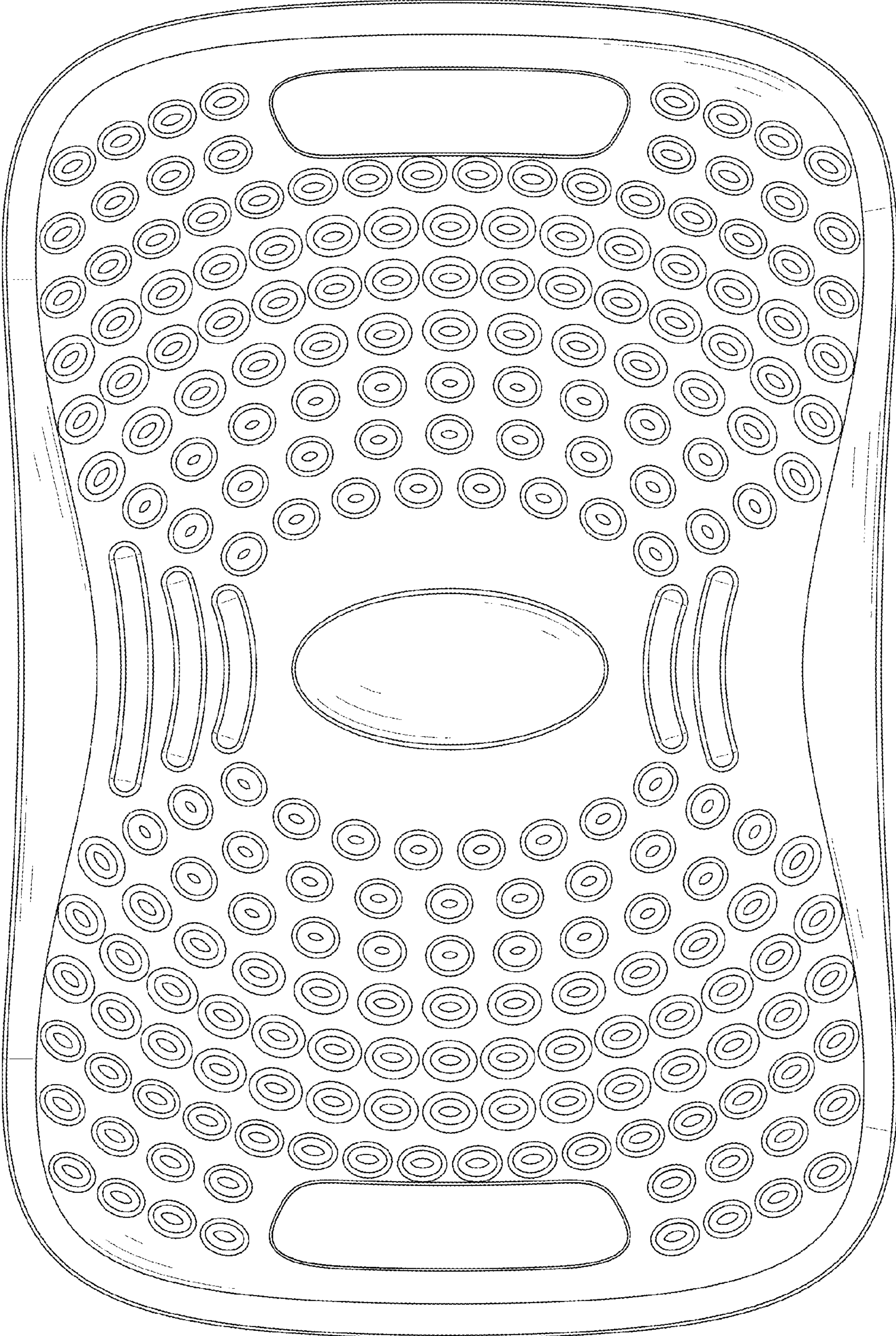


FIG. 3

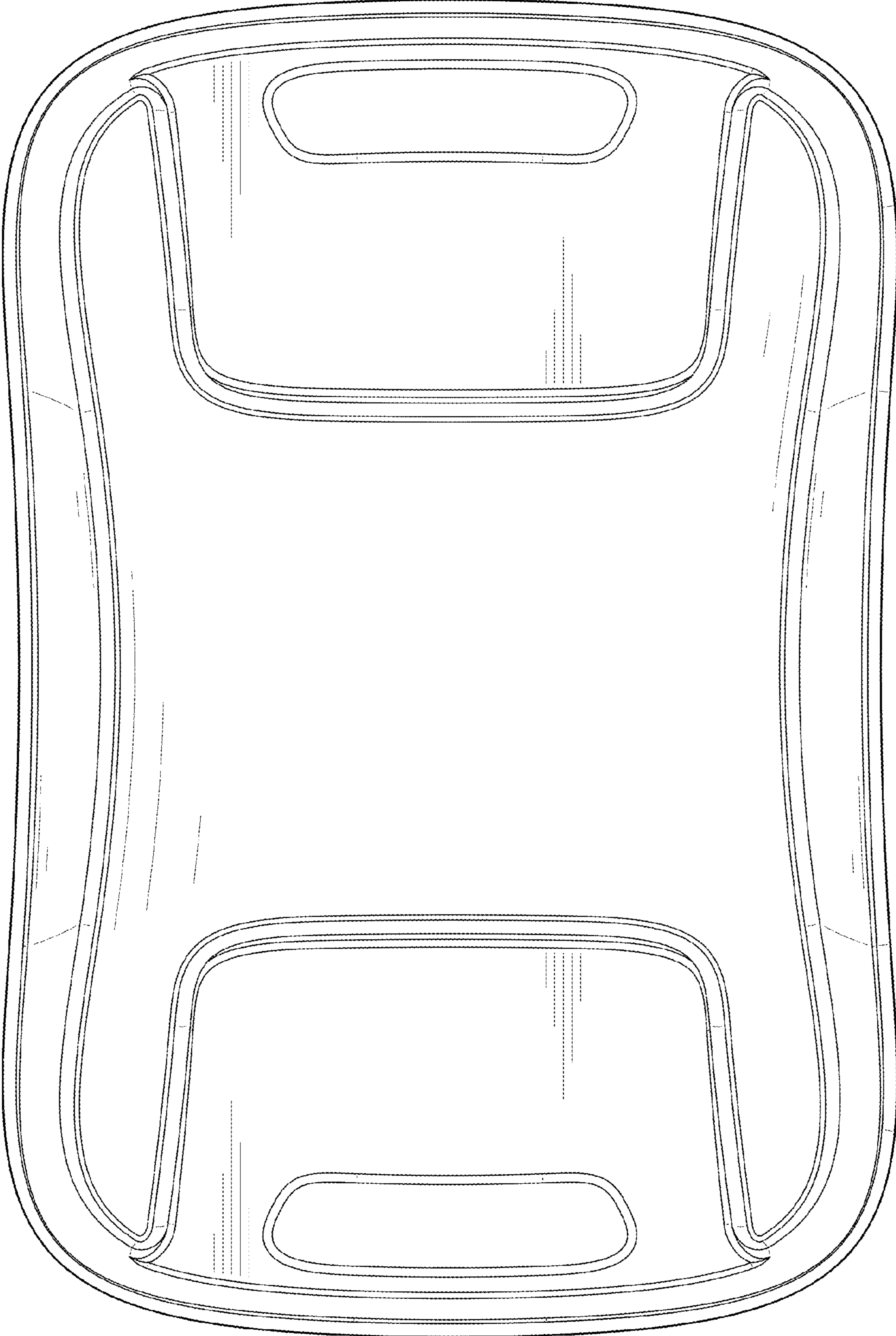


FIG. 4

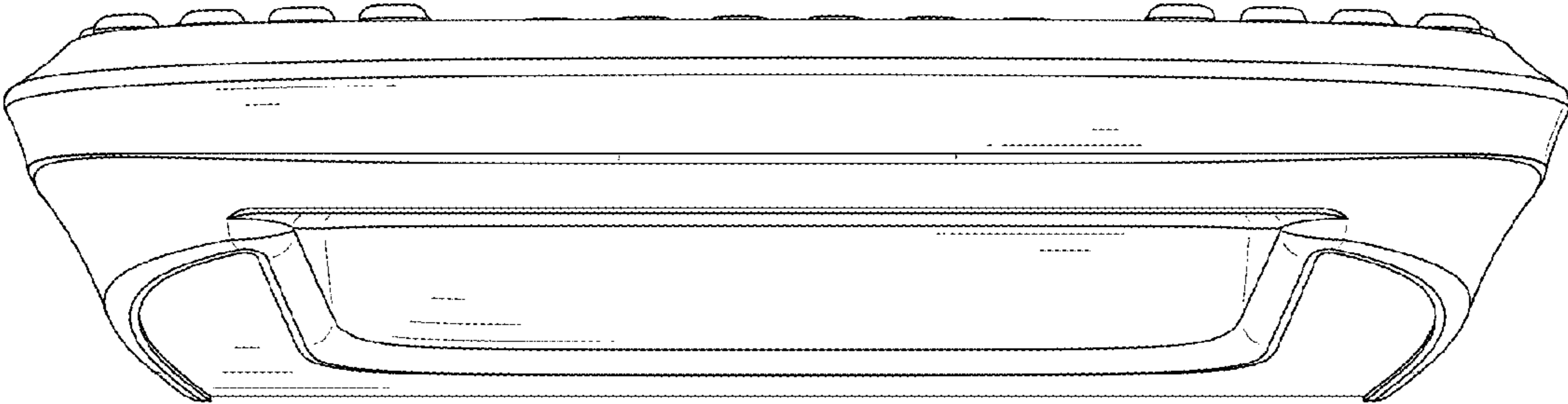


FIG. 5

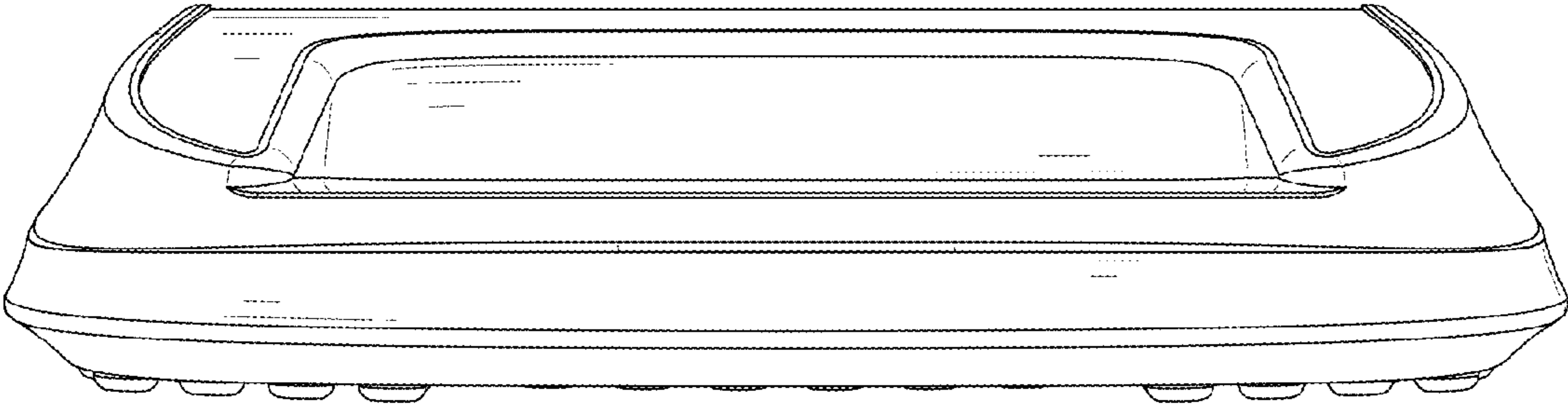


FIG. 6

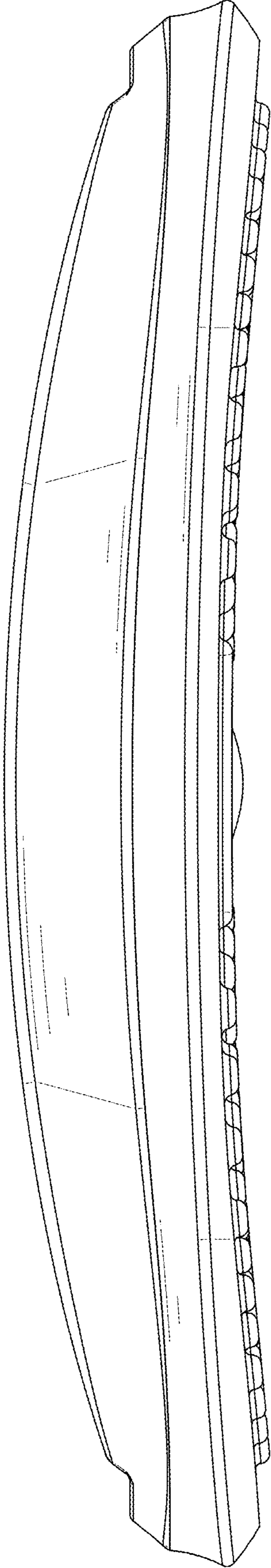


FIG. 7

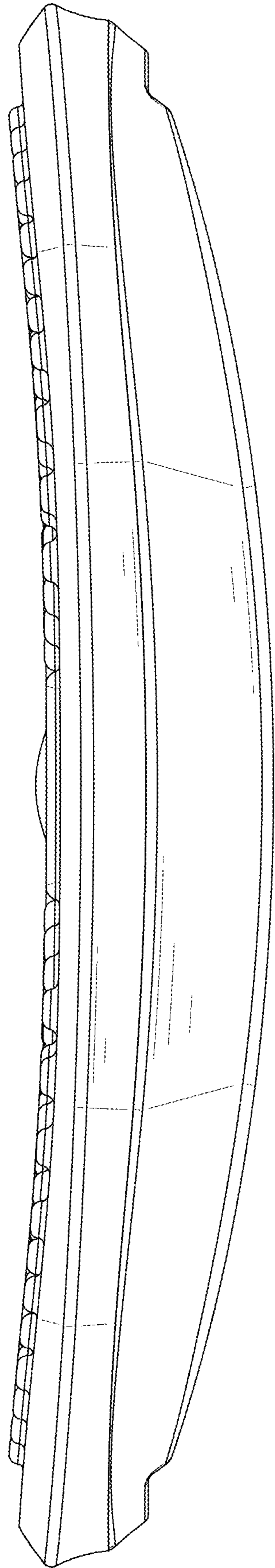


FIG. 8