



US00D942540S

(12) **United States Design Patent**
Zhou

(10) **Patent No.:** **US D942,540 S**

(45) **Date of Patent:** **** Feb. 1, 2022**

(54) **PENCIL HOLDER**

(71) Applicant: **Songhua Zhou**, Haining (CN)

(72) Inventor: **Songhua Zhou**, Haining (CN)

(**) Term: **15 Years**

(21) Appl. No.: **29/779,517**

(22) Filed: **Apr. 20, 2021**

(51) **LOC (13) Cl.** **19-06**

(52) **U.S. Cl.**
USPC **D19/82**

(58) **Field of Classification Search**

USPC D19/75, 77-85; D11/152, 153;
D21/703, 705; D32/37; D34/1, 4, 5, 6,
D34/7, 8, 9, 10, 11
CPC . B43K 23/001; B43M 99/001; B43M 99/006;
B43M 99/007; B43M 99/008; B43M
99/009

See application file for complete search history.

(56) **References Cited**

U.S. PATENT DOCUMENTS

D119,859 S *	4/1940	Huber	D5/19
2,546,394 A *	3/1951	Harmon	A47G 27/0231
				428/169
3,755,054 A *	8/1973	Medney	B29C 70/16
				428/112
D255,010 S *	5/1980	Boiler	D9/427
D285,032 S *	8/1986	Alonzo	D11/152
D304,272 S *	10/1989	Brown	D6/557
D305,817 S *	1/1990	Elliott	D32/37
5,495,692 A *	3/1996	LoJacono, Jr.	A01G 23/04
				220/485
D379,872 S *	6/1997	Sanchez	D3/303
D409,135 S *	5/1999	Davis	D12/420
6,085,461 A *	7/2000	Brisson	A47G 7/085
				47/78
D456,739 S *	5/2002	Hopkins	D11/149

D461,430 S *	8/2002	Hopkins	D11/131
D475,494 S *	6/2003	Kotsias	D32/37
D477,636 S *	7/2003	Chen		
D484,932 S *	1/2004	Yu	D21/701
D490,017 S *	5/2004	Harbaugh	D11/152
D490,341 S *	5/2004	Harbaugh	D11/149
D529,250 S *	9/2006	Sofy	D34/4
D536,149 S *	1/2007	Sofy	D34/4
D555,217 S *	11/2007	Yu	D21/701
D572,168 S *	7/2008	Kurtz	D11/152
D640,435 S *	6/2011	Jensen	D34/4
D642,347 S *	7/2011	Jensen	D32/37
D698,617 S *	2/2014	Evans	D8/1
D698,694 S *	2/2014	Thuma	D11/152
D714,066 S *	9/2014	Thuma	D5/99
D721,278 S *	1/2015	Eble	D9/538
D739,296 S *	9/2015	Thuma	D11/154
D756,327 S *	5/2016	Conti	D14/204
D771,842 S *	11/2016	Hiegel	D25/138
D785,885 S *	5/2017	Jensen	D32/37
D785,886 S *	5/2017	Jensen	D32/37
D805,787 S *	12/2017	Forrest	D4/134
D814,726 S *	4/2018	Jensen	D32/37

(Continued)

Primary Examiner — Elizabeth A. Albert

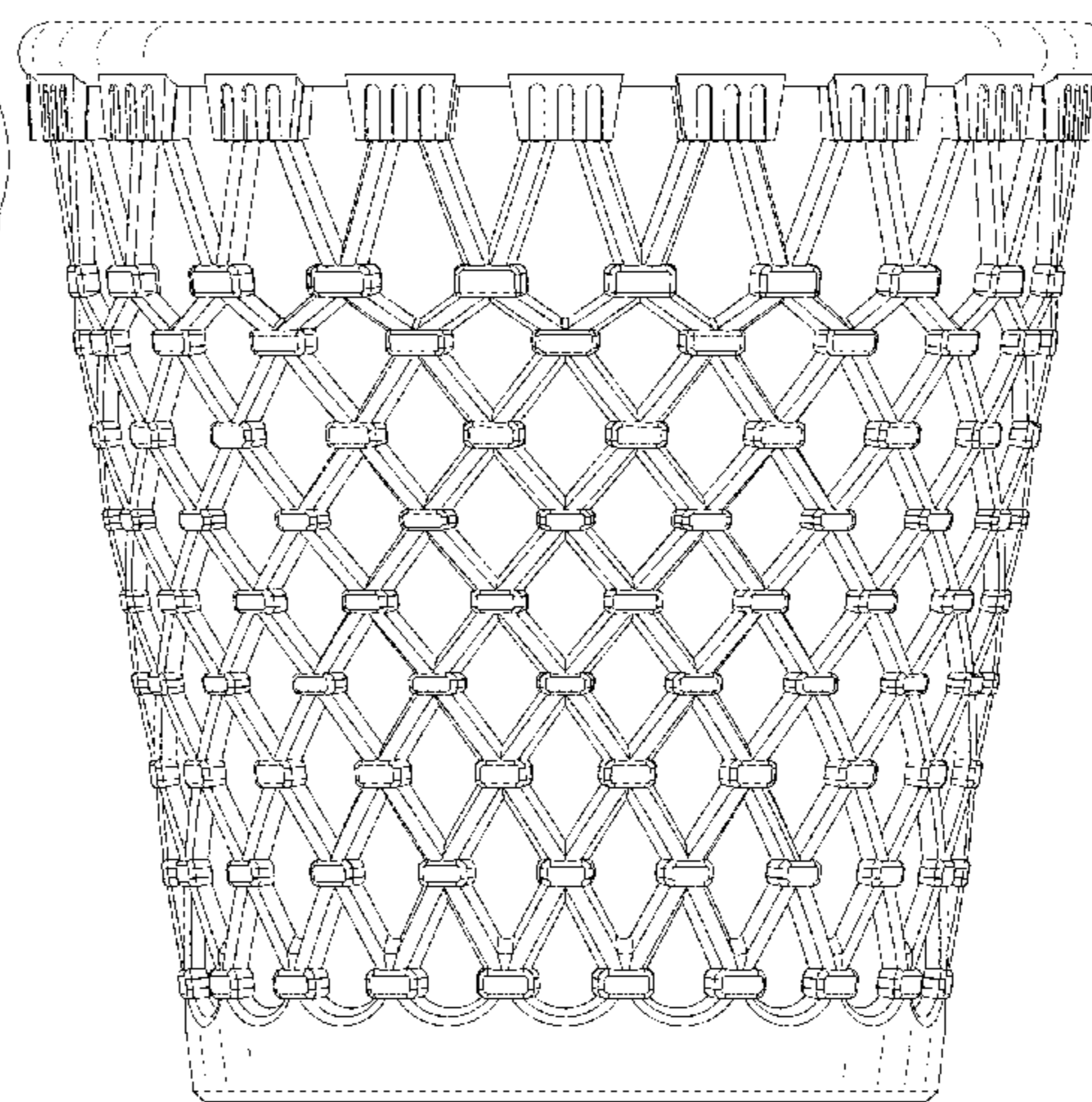
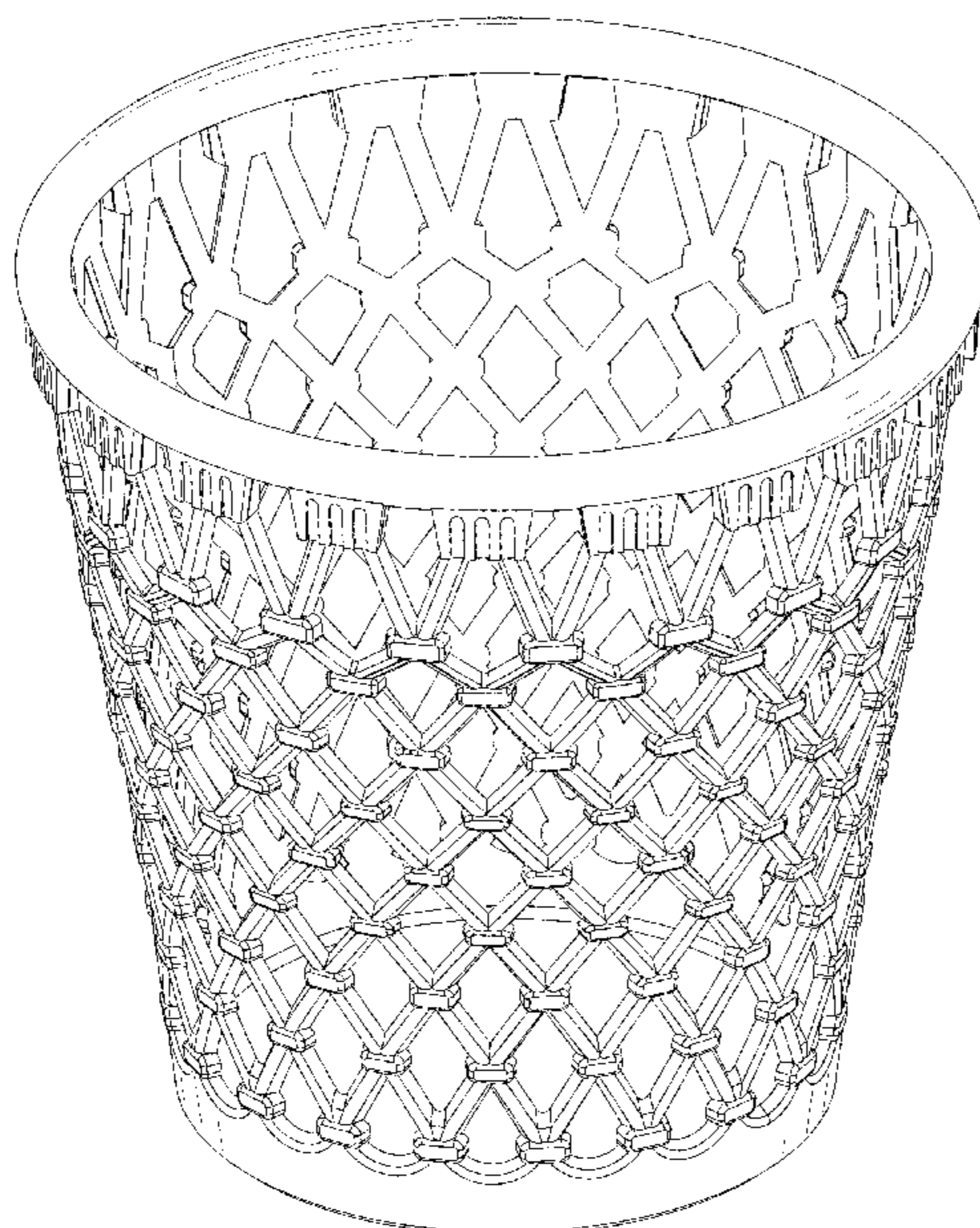
(57) **CLAIM**

The ornamental design for a pencil holder, as shown and described.

DESCRIPTION

FIG. 1 is a perspective view of a pencil holder showing my new design;
FIG. 2 is another perspective view thereof;
FIG. 3 is a front elevational view thereof;
FIG. 4 is a rear elevational view thereof;
FIG. 5 is a left side elevational view thereof;
FIG. 6 is a right side elevational view thereof;
FIG. 7 is a top plan view thereof; and,
FIG. 8 is a bottom plan view thereof.

1 Claim, 8 Drawing Sheets



(56)

References Cited

U.S. PATENT DOCUMENTS

D824,618 S *	7/2018	Jensen	D32/30
D839,782 S *	2/2019	Beesley	D11/152
D862,990 S *	10/2019	Goodman	D7/602
D878,501 S *	3/2020	Yu	D21/705
D883,376 S	5/2020	Jin	
D891,907 S *	8/2020	Thuma	D8/356
2004/0038760 A1 *	2/2004	Diaz	B65F 1/141 473/485

* cited by examiner

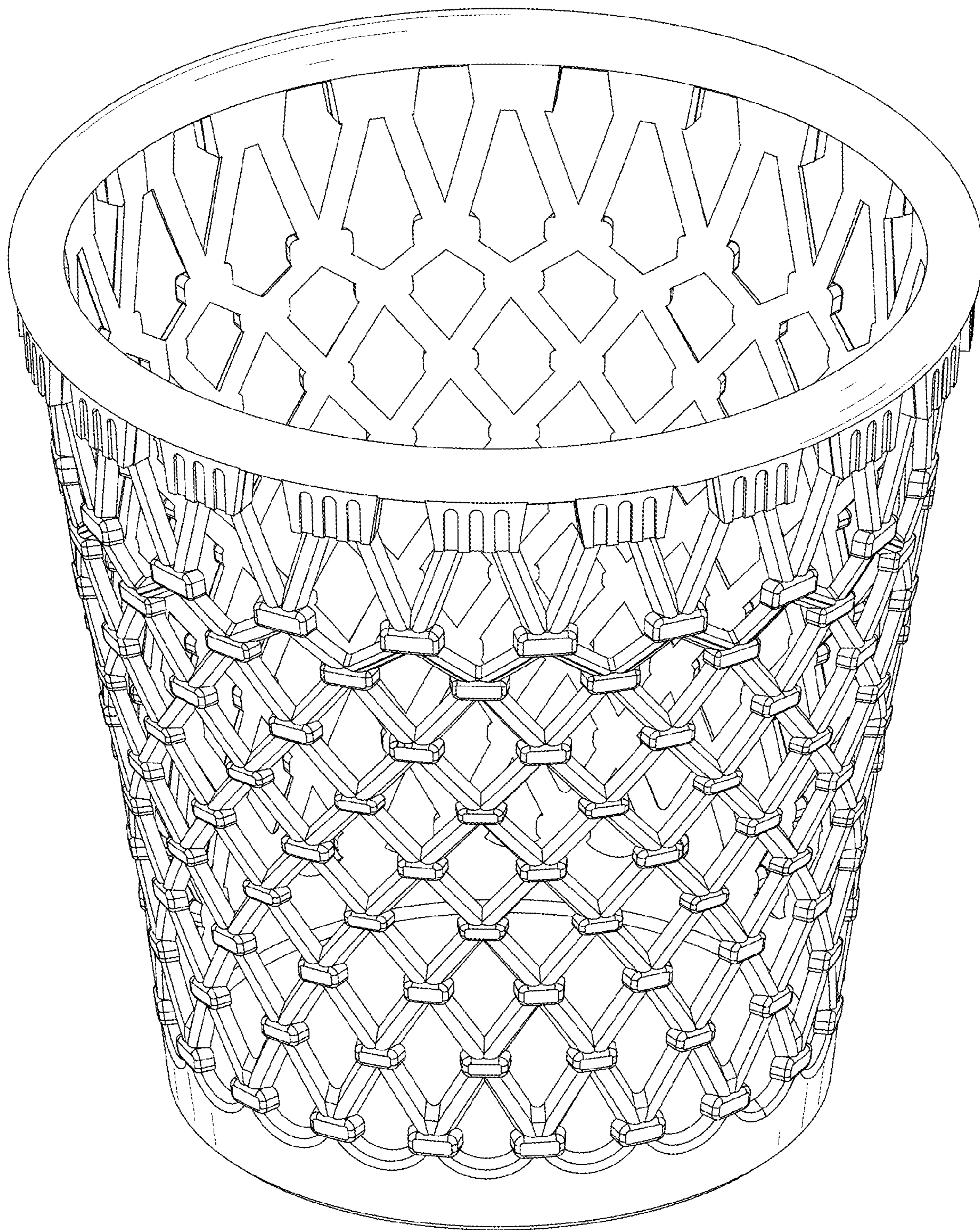


FIG. 1

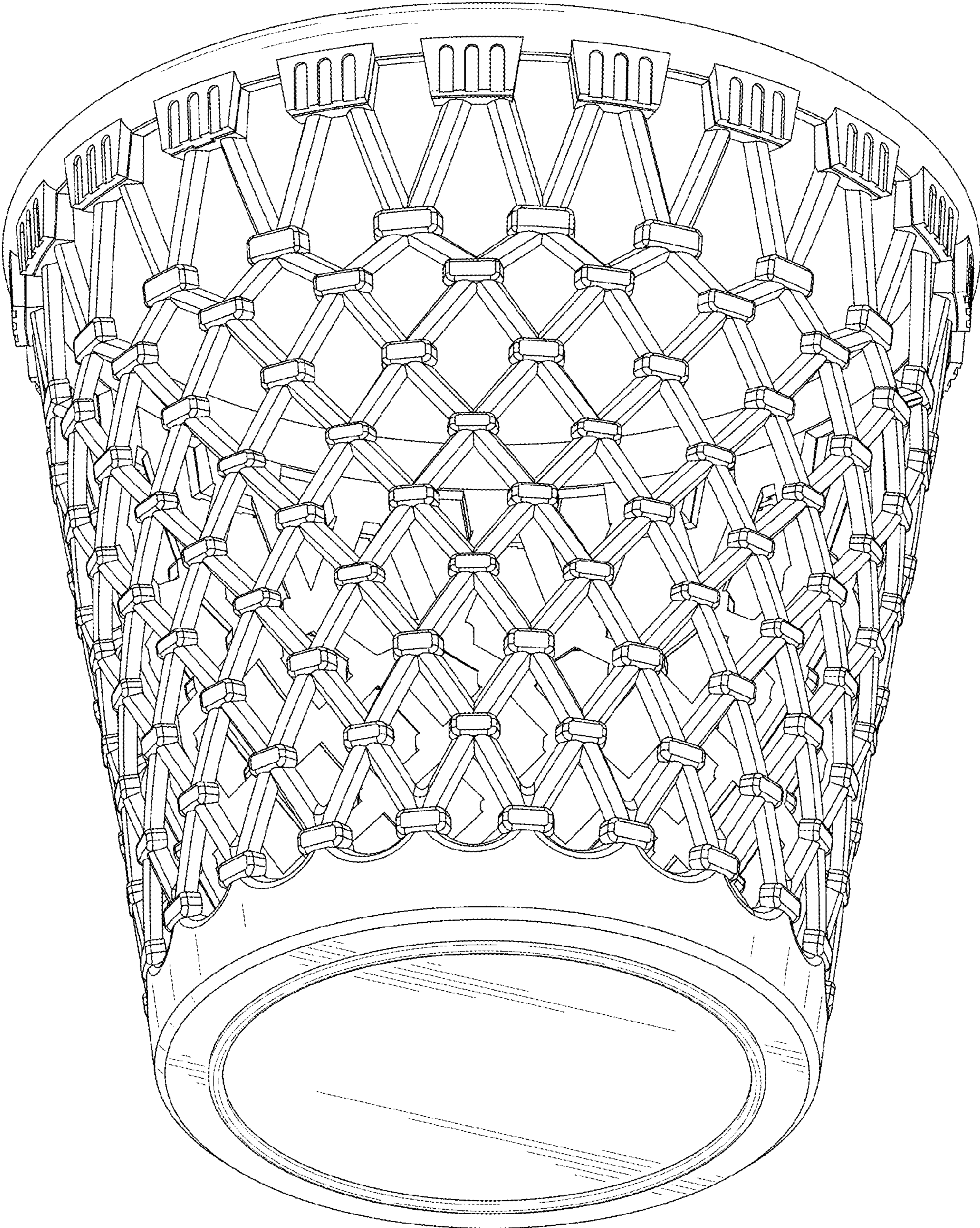


FIG. 2

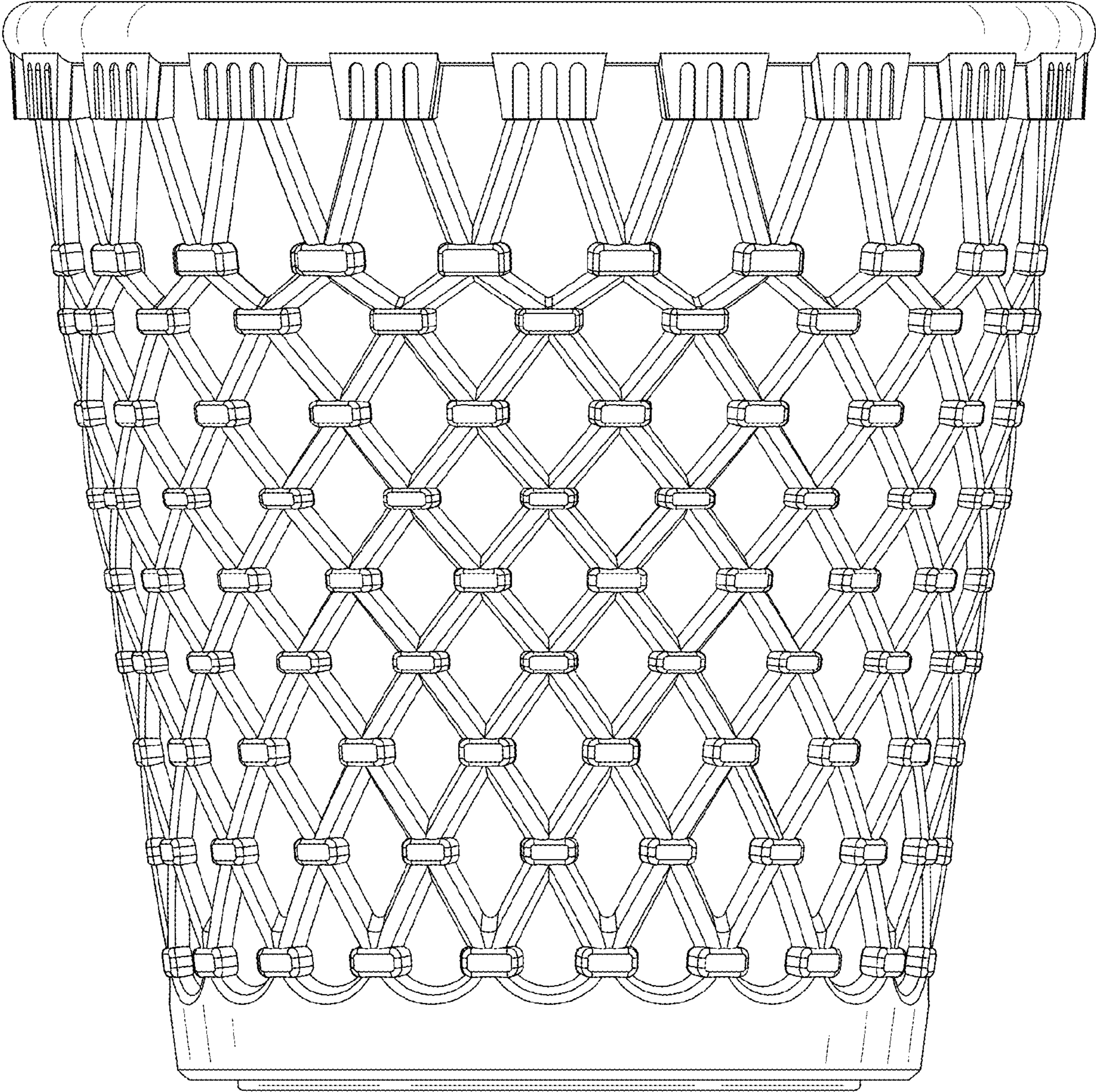


FIG. 3

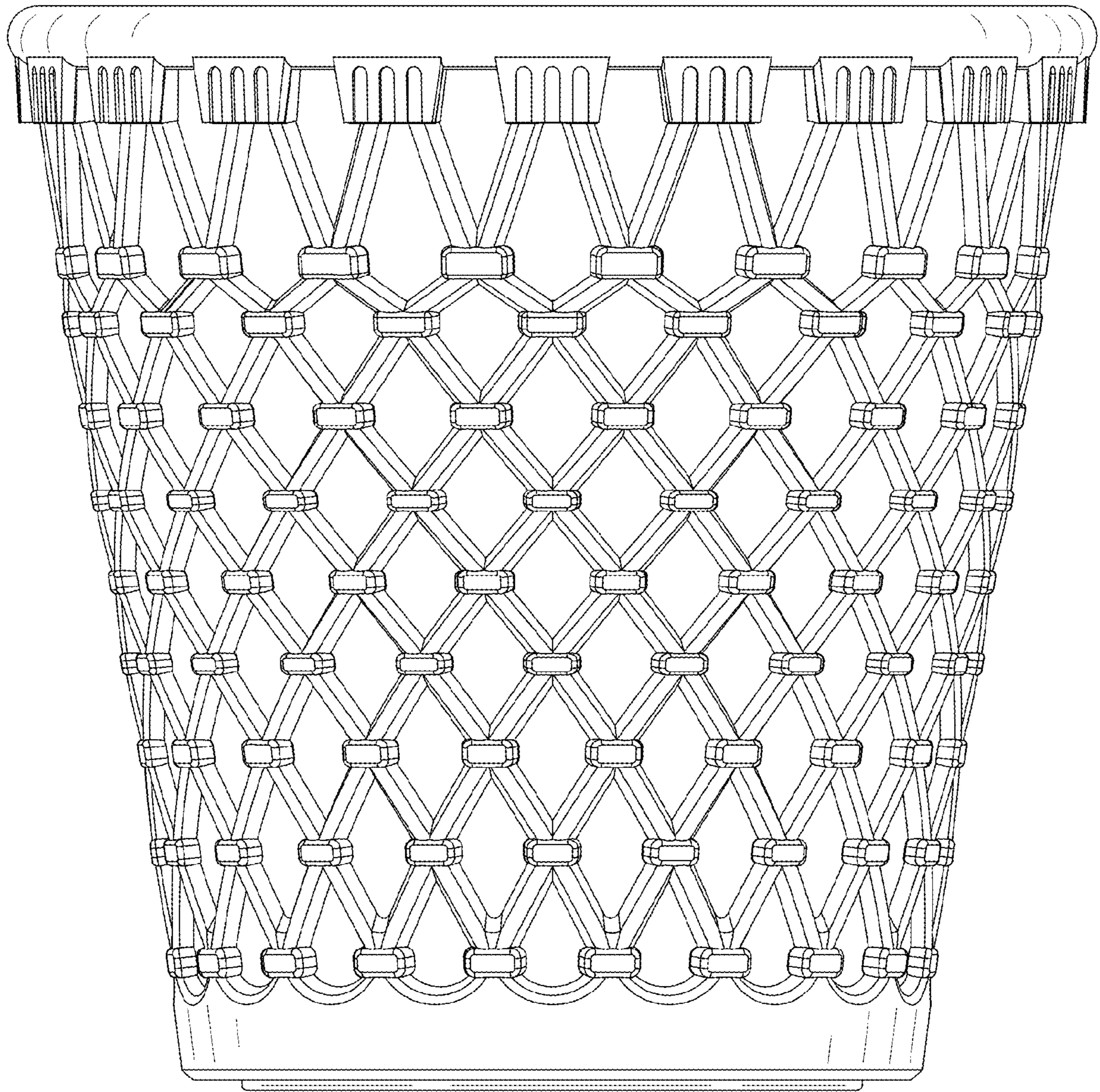


FIG. 4

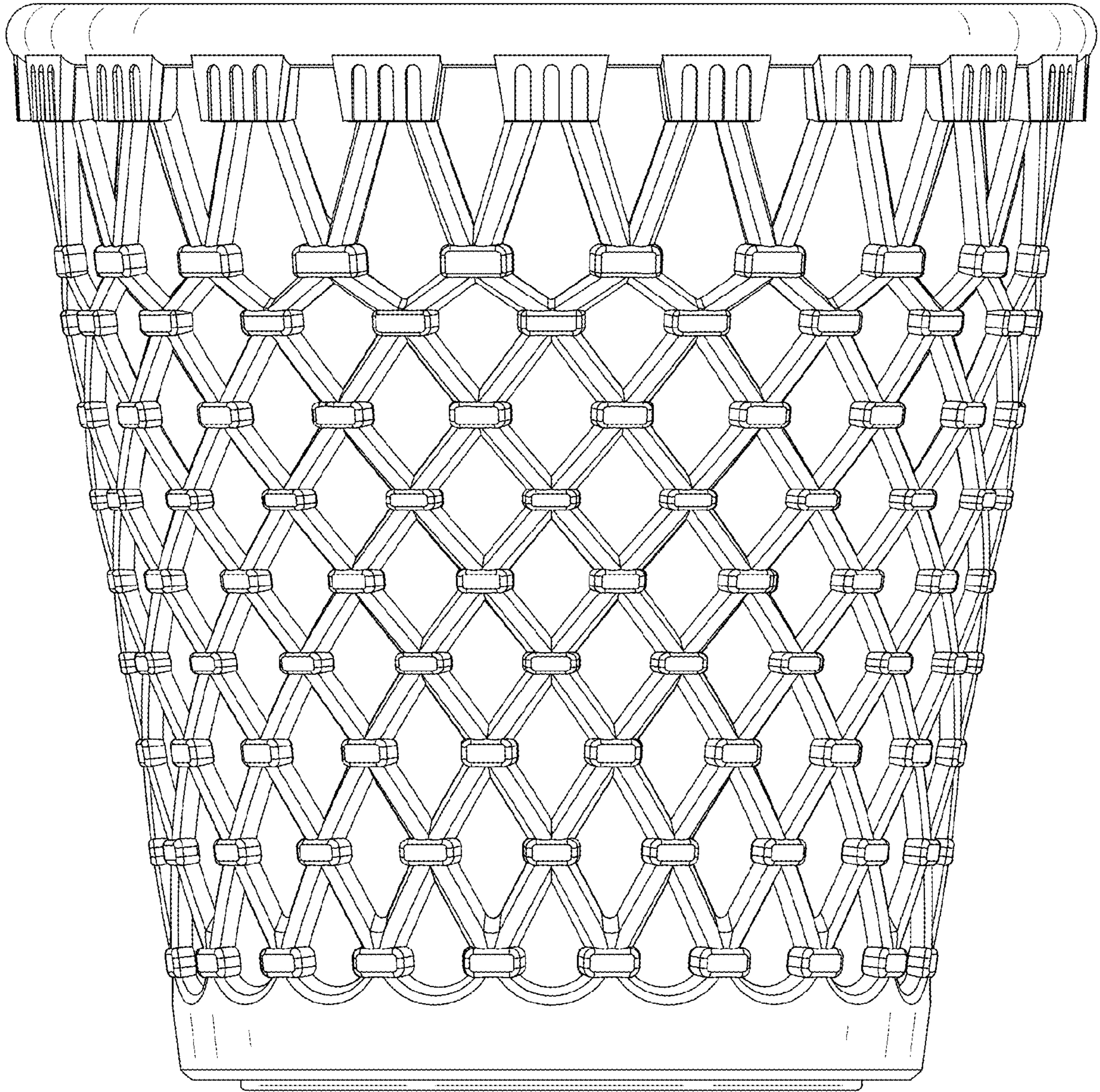


FIG. 5

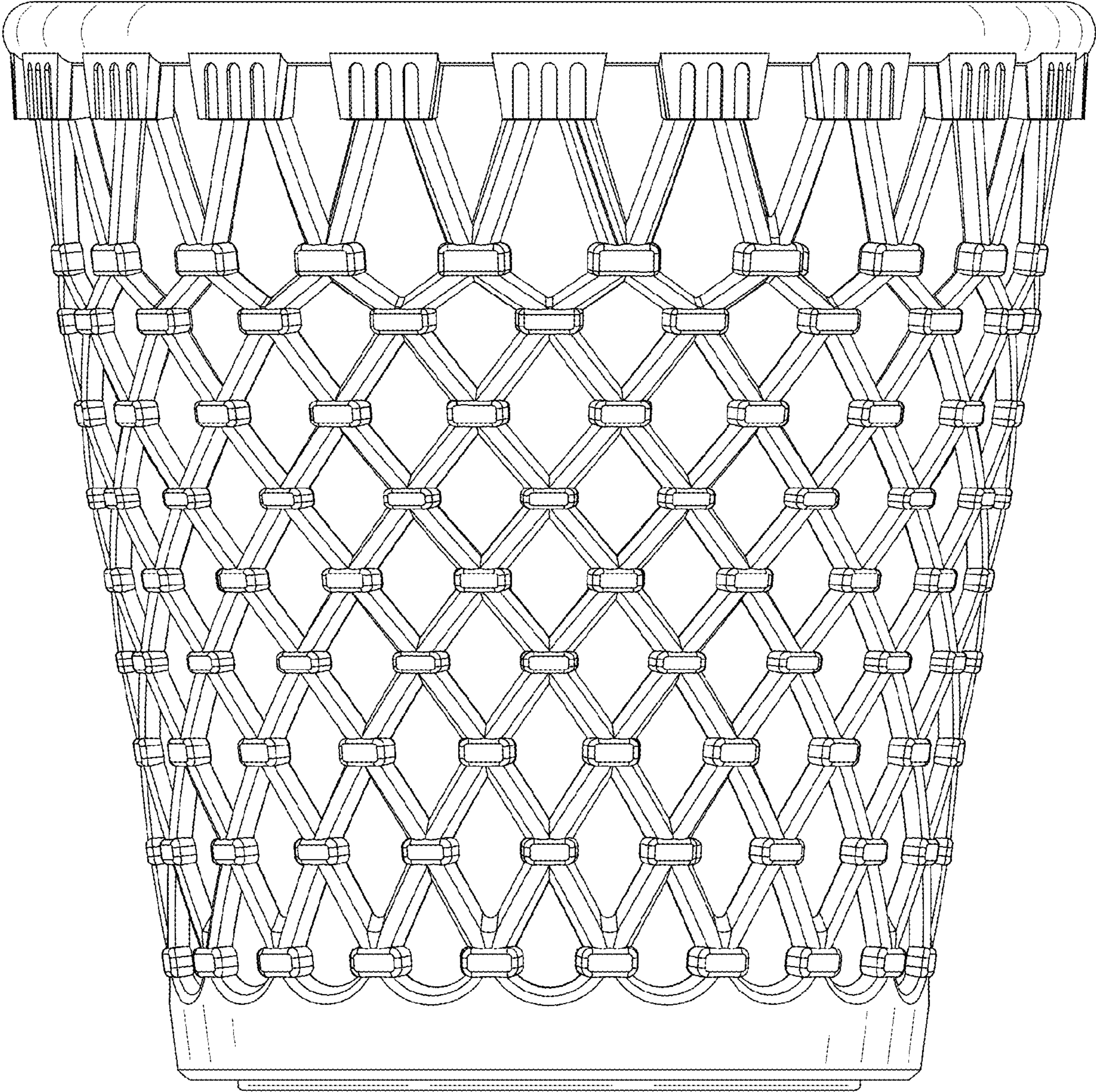


FIG. 6

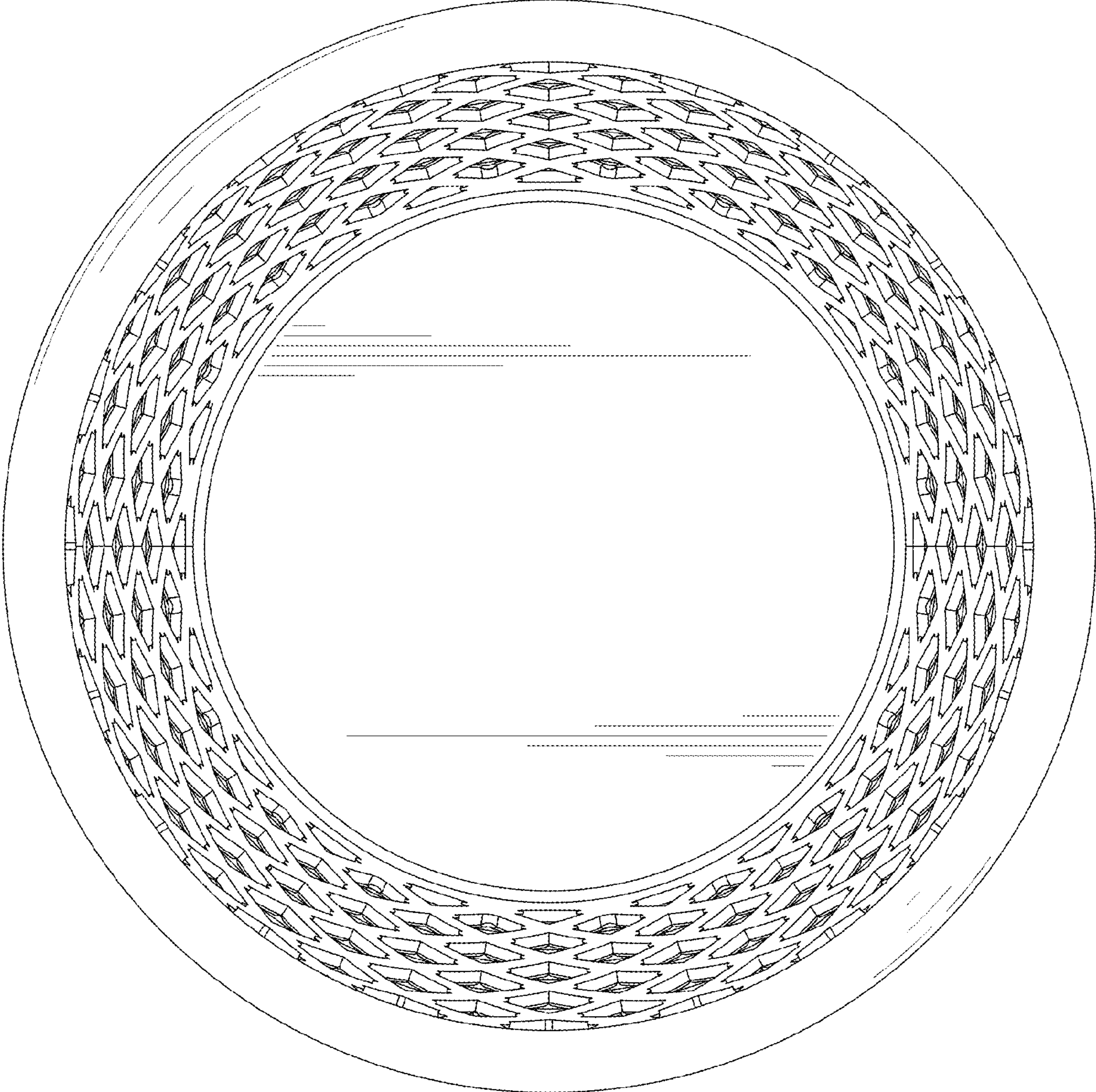


FIG. 7




FIG. 8